



FOUR-TIME DEFENDING SUN BELT CHAMPIONS

Middle Tennessee

WOMEN'S BASKETBALL

15 Conference Championships, 10 NCAA Appearances, 2 WNIT Appearances

Middle Tennessee Athletic Media Relations • 1500 Greenland Drive • Murfreesboro, Tenn. 37132 • Fax (615) 898-5626
Jo Jo Freeman, Assistant Media Relations Director (Basketball Contact) • (615) 898-5270 • Email - jfreeman@mtsu.edu

2007-08 SCHEDULE/RESULTS

Overall Record: 7-5, 2-0 Sun Belt

Date Opponent Time/Results

November

- 1 North Alabama (Exh.) (MTTV) . W, 82-36
- 5 Henderson State (Exh.) W, 108-49
- 10 at Old Dominion L, 76-68
- 14 Tennessee Tech (MTTV) W, 89-62
- 19 at Houston W, 69-68
- 25 at Arizona W, 70-60
- 28 at Chattanooga L, 57-54

December

- 2 Western Carolina L, 77-71
- 5 at #3/6 Maryland L, 74-69
- 13 at #1/1 Tennessee L, 84-61
- 15 at Austin Peay W, 95-60
- 19 Florida International (MTTV) . . W, 77-64
- 22 at South Alabama W, 80-46
- 28 #8/8 LSU (MTTV) W, 67-56
- 30 at Louisville 1 PM

January

- 3 at Western Kentucky 7 PM
- 6 Denver 2 PM
- 10 Florida Atlantic 7 PM
- 14 at Arkansas State 7:05 PM
- 17 at Troy 7 PM
- 20 New Orleans 2 PM
- 24 at Louisiana-Monroe 5:30 PM
- 26 North Texas 7 PM
- 30 at Louisiana-Lafayette 7 PM

February

- 6 UALR 7 PM
- 9 at Florida International 4:15 PM
- 14 South Alabama 5:30 PM
- 17 Western Kentucky (ESPN+) 2 PM
- 21 at Denver 6 PM
- 23 at Florida Atlantic 4 PM

March

- 1 Troy 3 PM
- 5 1st Round SBC Championships TBA
- 8-11 Sun Belt Championships# TBA

- Sun Belt Championships, Mobile, Ala.
All Game Times are Central Time

GAME

13

NR/RV Middle Tennessee (7-5) vs. RV/RV Louisville (10-2)

Sunday, December 30 • 1 PM CT • Louisville, Ky.
Freedom Hall (18,865) • Blue Raider Network (Dick Palmer/Duane Hickey)

Middle Tennessee Blue Raiders (7-5)

Probable Starters		Ht.	Cl.-Exp.	PPG	RPG	APG	SPG	BLK
G 12	Starr Orr	5-8	SR-3L	5.6	3.5	2.0	1.9	0
G 2	Johnna Abney	5-4	JR-2L	4.8	0.8	1.8	1.0	0
G/F 21	Brandi Brown	6-3	SO-1L	8.8	3.2	2.1	0.8	5
F 3	Emily Queen	6-1	FR-HS	4.2	4.1	0.3	0.8	2
F 1	Amber Holt	6-0	SR-1L	25.0	8.5	3.9	2.3	5

Off The Bench



G 10	Jackie Pickel	5-10	SO-1L	4.3	0.9	0.2	0.8	0
G 14	Latoya Barclay	5-4	SR-3L	5.8	2.1	1.8	1.4	2
G 00	Chelsia Lymon	5-5	SO-1L	5.9	1.8	1.6	2.0	0
G 30	Anne Marie Lanning	5-11	FR-HS	7.2	2.9	1.6	1.3	3
F 23	Angelique Burttts	6-0	FR-RS	2.1	2.4	0.2	0.6	4

HOLT NETS 41 IN UPSET OF LSU: Amber Holt's senior season has been spectacular to say the least, with the Duluth, Ga., native leading the Blue Raiders and ranking second nationally in scoring. But Holt put on a show in the 67-56 victory over eighth-ranked LSU, scoring a career-high 41 points, just one shy of the school record held by Kim Webb. She hit 15-of-26 shots from the floor and 11-for-12 at the foul line, scoring 19 in the first half and 22 after the break. The 41 points tied Tawanya Mucker for the second most in school history. Holt set career-highs for field goals made (15) and free throws made (11) and tied her career-high for free throw attempts (12). The 15 field goals ties for seventh most in a single game in school history. Holt became the first player to score 40 for Middle Tennessee since Mucker's 41 against Mississippi College on December 2, 1988. It marks the eighth time this season in 12 games she has scored 20-plus points and her third 30-plus point effort of the year.

UPSET RANKS AMONG BEST IN SCHOOL HISTORY:

Middle Tennessee's victory over eighth-ranked LSU ranks among the best in school history. The win for Middle Tennessee marks the second year in a row the Blue Raiders have knocked off a team ranked in the Top 10 after beating eighth-ranked Georgia last season in Athens. It is also just the second victory over a Top 10-ranked program at home in school history and only the third win over a Top 10 program ever for Middle Tennessee.

RAIDERS HOLD OWN ON THE ROAD: Middle Tennessee has played eight of its 12 contests in 2007-08 on the road, posting a 4-4 mark, including victories at Houston and Arizona and suffering three defeats by a combined 16 points. Couple that with a loss at No. 1 Tennessee, a game in which the Blue Raiders trailed by just six points with six minutes to play, and the young squad has per-

Tip Time: 7 PM CT
Television: None
Radio: 89.5 WMOT and on the internet at GoBlueRaiders.com
Video: www.UofLSports.com

Series Record:
 UL leads, 1-0
Last Meeting: L, 71-70 (12/12/92)

Head Coaches:
MT - Rick Insell, 57-20 at MT (3rd season); 0-0 vs. Louisville
UL - Jeff Walz, 10-2 at Louisville (1st season); 0-0 vs. Middle Tennessee

QUICK FACTS

Location Murfreesboro, Tenn.
 Enrollment 23,264
 Founded 1911
 Nickname Blue Raiders
 Colors Royal Blue and White
 President Dr. Sidney A. McPhee
 Director of Athletics Chris Massaro
 Associate Athletic Director Diane Turnham
 Athletics Phone 615/898-2450
 Web Site GoBlueRaiders.com
 Conference Sun Belt
 Home Court Murphy Center (11,500)

MEDIA RELATIONS

Director Mark Owens
 Assistant/WBB Contact Jo Jo Freeman
 Freeman's e-mail jfreeman@mtsu.edu
 Freeman's Office Phone 615/898-5270
 Freeman's Cell Phone 615/631-9522
 Assistant Tony Stinnett
 Assistant Jessica Stauffacher
 Media Relations Fax 615/898-5626
 Press Row 615/898-2807

COACHING STAFF

Head Coach Rick Insell
 Alma Mater Middle Tennessee, 1977
 Record at MT 50-15 (two years)
 Career Record Same
 Basketball Office Phone 615/898-2968
 Assistant Coach Allison Clark
 Assistant Coach Khadija Head
 Assistant Coach Eric White
 Dir. of Basketball Operations Tom Hodges
 Athletic Trainer Alison Ness
 WBB Secretary Debbie Bartlett
 Bartlett's Phone 615/898-2968

TEAM INFORMATION

2006-07 Record 30-4
 2006-07 SBC Rec./Finish 18-0/1st East
 2006-07 Postseason NCAA/2nd Rnd.
 Letterwinners Returning/Lost 7/6
 Starters Returning/Lost 3/2

formed very well away from Murphy Center. The season-opening loss at Old Dominion ended a 13-game road winning streak for Middle Tennessee dating to last season, and the team has won 17 of its last 21 contests on opponents' home floors, with all four losses this season – versus ODU, Chattanooga, Maryland and Tennessee. Middle Tennessee has a 10-game Sun Belt road winning streak after the December 22 victory at South Alabama. Of the team's 29 regular season games in 2007-08, 17 will be played on the road.

QUEEN HITS THE BOARDS: Freshman Emily Queen has slowly learned her role and played her best game of the year against No. 8/8 LSU on December 28, grabbing a career-high 12 rebounds, including nine in the first half. Queen moved into the starting lineup five games ago and has averaged 5.8 rebounds per game in the five contests, including six at Austin Peay and seven at South Alabama. The Blue Raiders are 4-1 since Queen moved into the starting lineup December 13 at No. 1/1 Tennessee. She was inserted into the lineup to add more size and a more physical presence in the low post. The Ashland, Ky., native had a big game at Austin Peay on December 15 in her second start, scoring a career-high 14 points on 5-of-7 shooting along with six rebounds and two steals in a season-high 24 minutes of action. Queen is second on the club with 4.1 rebounds per game and averages just 15.7 minutes per game.

BROWN FROM DOWNTOWN: Sophomore Brandi Brown is one of the purest shooters you'll ever see and the Jamestown, Tenn., native 41 percent of her 3-point attempts in 2006-07, tying for seventh on the single-season charts in school history with 62 makes. Brown is off to another good start this season from behind the arc, making 24-of-60 (.400) through the first 12 games, but the York Institute product has been

BY THE NUMBERS

MT	Stat	UL
72.5	Points	68.5
33.0	Rebounds	39.0
15.0	Assists	16.5
12.6	Steals	12.3
1.8	Blocks	5.2
.422	Field Goal Percentage	.431
.327	3-Point Percentage	.309
.701	Free Throw Percentage	.723
14.7	Turnovers	12.5

Keeping an eye on ...

Entering the Louisville game:

- Johnna Abney ranks seventh on the all-time 3-point FG made list with 137. She needs 4 more to pass Jessica Beaty (1994-97) for sixth place.
- Johnna Abney also ranks 8th on the career 3-point FG attempts list with 344 and needs 53 more to pass Kelly Chastain (1997-00) for seventh place.

even more deadly in the past six contests. Since December 5 at No. 3/6 Maryland, Brown has hit 16-for-39 (.410) from 3-point range, including a 6-of-12 effort against the Terps.

HOLT LEADS BLUE RAIDERS ACROSS THE BOARD: Middle Tennessee senior Amber Holt leads the Blue Raiders in scoring, rebounding, assists and steals heading into Sunday's contest at Louisville. Holt is averaging 25.0 points, 8.5 rebounds, 3.92 assists and 2.33 steals per game for Middle Tennessee. In the last NCAA statistics for games through December 16, the Duluth, Ga., native ranked second nationally in scoring, 23rd in assist-to-turnover ratio (2.14) and 64th in FG percentage. Holt has done much more than score for the Blue Raiders this season, as evidenced by her stats. She has four double-doubles in 12 games and eight contests with at least eight boards despite playing against much-taller opponents in almost every outing. She also has eight contests with at

A QUICK LOOK AT BLUE RAIDER BASKETBALL

No.	Name	Pos.	Ht.	Cl.	Hometown/HS/JC/Transfer	Notes
00	Chelsia Lymon	G	5-5	SO	Georgetown, Ky./Scott County HS	Started once in 2007-08; Scored 14 pts at Maryland, 15 vs. TTU
1	Amber Holt	G	6-0	SR	Duluth, Ga./Southeastern Illinois	First Team Preseason All-SBC; Career-high 41 pts vs. LSU
2	Johnna Abney	G	5-4	JR	Mt. Vernon, Ky./Rockcastle HS	Scored 11 pts at Arizona and #1 UT; Started all but 4 career games
3	Emily Queen	F	6-1	FR	Ashland, Ky./Rose Hill Christian School	Started last 5 games; Grabbed career-high 12 rebounds vs. LSU
10	Jackie Pickel	G	5-10	SO	Cleveland, Tenn./Bradley Central HS	Has 2nd most 3-point attempts on team; Scored 12 pts vs. FIU
12	Starr Orr	G	5-8	SR	Danville, Ala./Speake HS	Suspended for 1st 2 gms in 2007-08; Scored 12 pts at UT
14	Latoya Barclay	G	5-4	SR	Harvest, Ala./Sparkman HS	Scored career-high 17 pts. at Old Dominion in season opener
21	Brandi Brown	F	6-2	SO	Jamestown, Tenn./York Institute	Scored 22 pts at Maryland; Shooting 40 percent on 3-pointers
23	Angelique Burtt	F	6-0	r-FR	Conyers, Ga./Rockdale HS	Drew first career start at Maryland; Had 5 reb. in 11 min. vs. WCU
30	Anne Marie Lanning	G	5-11	FR	Murfreesboro, Tenn./Riverdale HS	Third leading scorer; Scored career-high 15 pts at South Alabama
32	Alysha Clark	F	5-10	JR	Mt. Juliet, Tenn./Belmont Univ.	Two-time Atlantic Sun Player of the Year; Sitting out 2007-08 season

Head Coach: Rick Insell

Assistant Coaches: Allison Clark, Eric White, Khadija J. Head

Director of Basketball Operations: Tom Hodges

TRACKING THE BLUE RAIDERS

Opponent	Largest Lead	Largest Deficit	Best Run	Opp. Run	Opp. TO	MT Pts.	Off. TO	Record
North Alabama	48	0	21-3	14-5	35	31		
Henderson State	59	0	30-3	7-2	33	55		
Old Dominion	4	17	11-1	13-0	19	19		0-1
Tennessee Tech	45	0	26-6	30-10	33	44		1-1
Houston	14	5	13-0	10-0	21	25		2-1
Arizona	11	3	17-8	6-0	20	11		3-1
Chattanooga	9	6	12-4	12-6	18	24		3-2
Western Carolina	4	9	13-1	15-6	26	27		3-3
Maryland	2	10	10-4	11-0	12	11		3-4
Tennessee	8	23	14-6	18-0	19	22		3-5
Austin Peay	35	0	21-6	6-0	39	43		4-5
Florida International	19	2	15-4	10-1	23	24		5-5, 1-0
South Alabama	36	4	14-2	8-4	26	26		6-5, 2-0
LSU	11	4	20-10	17-7	21	24		7-5
Louisville								
Western Kentucky								
Denver								
Florida Atlantic								
Arkansas State								
Troy								
New Orleans								
Louisiana-Monroe								
North Texas								
Louisiana-Lafayette								
UALR								
Florida International								
South Alabama								
Western Kentucky								
Denver								
Florida Atlantic								
Troy								

Career Double-Doubles

Amber Holt (7)

South Dakota State	11/13/06	19 pts, 10 reb.
Chattanooga	11/24/06	26 pts, 10 reb.
vs. Denver	03/05/07	15 pts, 11 reb.
at Houston	11/19/07	30 pts, 15 reb.
at #3/6 Maryland	12/05/07	16 pts, 10 reb.
at Austin Peay	12/15/07	33 pts, 14 reb.
Fla. International	12/19/07	18 pts, 11 reb.

least four assists, including six at Old Dominion, seven at Maryland and five at Tennessee. Holt has scored at least 27 points in seven contests this season as well, including a career-high 41 against No. 8 LSU on December 28.

MINIMUM TURNOVERS FOR RAIDERS: One of head coach Rick Insell's stressing points to his team this season is valuing possessions and limiting turnovers. In 2006-07 the Blue Raiders turned the ball over just 14.6 times per game, ranking 26th nationally among 323 teams. Through this season's first three games, Middle Tennessee was committing 19.7 turnovers per game, but the Blue Raiders have improved on that number drastically over the last eight contests, committing just 13.0 miscues during that stretch, including a season-low eight miscues against Florida International on December 19. Middle Tennessee had only 14 turnovers at Arizona, 10 miscues at Chattanooga, 11 turnovers versus Western Carolina and 13 miscues at Maryland. The Blue Raiders have also turned up their defense as the season has progressed,

with opponents averaging 23.1 turnovers per game in 2007-08. Middle Tennessee forced a season-high 39 turnovers on December 15 against Austin Peay, turning those mistakes into 43 points. The Blue Raiders are averaging 25.0 points per game this year off opponent turnovers, scoring 300 total points in 12 games.

RAIDERS LEADERS ARE TRIPLE THREATS:

Amber Holt not only leads Middle Tennessee with 25.0 points per game, but the senior also ranks first on the club with 8.5 rebounds and 3.9 assists per game, continuing an eight-year trend where the club's leading scorer also ranks near the top in both rebounds and assists. Chrissy Givens led the Blue Raiders in scoring and assists the last two seasons and also ranked first in rebounds in 2005-06 before tying for second in boards last year. Patrice Holmes was first in scoring and assists her final three years as a Blue Raider and ranked first in rebounding twice and fourth once. Jamie Thomatis was also first in scoring and rebounding as a junior and senior and ranked second and third in assists during those seasons as well.

	Name	PPG	RPG	APG
2007-08	Amber Holt	25.0	8.5	3.9
2006-07	Chrissy Givens	22.6	6.2 (2nd)	4.5
2005-06	Chrissy Givens	21.5	7.0	4.8
2004-05	Patrice Holmes	15.5	4.8 (4th)	3.6
2003-04	Patrice Holmes	15.7	6.0	4.1
2002-03	Patrice Holmes	17.1	7.4	4.7
2001-02	Jamie Thomatis	18.2	6.1	2.6 (2nd)
2000-01	Jamie Thomatis	21.3	7.5	2.8 (3rd)

MEDIA INFORMATION

Blue Raiders on Radio

■ All Blue Raider basketball games may be heard on WMOT FM 89.5, a 100,000 watt station that originates in Murfreesboro. Dick Palmer begins his first season as the Blue Raiders' play-by-play announcer and his 27th year of calling basketball at Middle Tennessee.

Interview Protocol

■ After a 10-minute cooling off period, requested players and head coach Rick Insell will be available for members of the media. The Blue Raider locker room is **CLOSED** both at home and on the road. At home, the interview area is located just off the northeast corner of the playing floor. On the road, requested players and Coach Insell will be brought to an area designated by the home team. Player requests should be directed to assistant media relations director Jo Jo Freeman.

Credentials

■ Arrangement for media credentials for the 2007-08 basketball season should be directed to the Athletic Media Relations Office. Requests by accredited media members should be made in writing and submitted on company letterhead to Jo Jo Freeman. Priority issuance of credentials will be given to daily newspapers and television stations that cover Middle Tennessee basketball on a regular basis. Other credential requests will be fulfilled on a space available basis.

Radio, Television Shows

■ The Rick Insell TV Show airs every other Tuesday on MTTV 10 in Murfreesboro beginning November 6 and following November 20; December 4 and 18; January 1, 15 and 29; February 12 and 26; and March 11. Coach Insell's radio show begins Monday, January 7, and airs each Monday for the remainder of the season. The radio show can be heard at 89.5 WMOT and also at GoBlueRaiders.com.

GoBlueRaiders.com

■ Middle Tennessee basketball statistics and notes are available 24 hours a day, seven days a week at GoBlueRaiders.com. Media are invited to use the official web site for Middle Tennessee athletics for information regarding all Blue Raider athletic teams.

DOUBLE-DOUBLE BECOMING HABIT FOR HOLT: Senior Amber Holt has been on quite a roll during the month of December, posting three double-doubles in seven games this month after posting 18 points and 11 rebounds against Florida International on Dec. 19. She added five assists and five steals versus the Golden Panthers as well, the seventh double-double of her career and fourth in 2007-08. The Duluth, Ga., native also had a double-double at Austin Peay on December 15, registering a career-high 33 points along with 14 rebounds. Holt had one of her best all-around games of her career

**Associated Press Top 25
December 26, 2007**

Team	Record	Points	PVS
1. Connecticut (49)	9-0	1249	2
2. Stanford (1)	10-1	1162	5
3. Tennessee	10-1	1142	1
4. North Carolina	12-1	1088	3
5. Maryland	14-1	1054	4
6. Rutgers	8-2	983	6
7. Georgia	10-0	949	7
8. LSU	9-2	922	8
9. Oklahoma	8-2	869	9
10. Baylor	9-1	767	11
11. California	9-2	701	12
12. DePaul	10-0	625	15
13. Duke	9-3	616	14
14. Texas A&M	9-2	583	10
15. Auburn	11-1	569	16
16. Notre Dame	10-1	536	17
17. Ohio State	9-2	438	18
18. West Virginia	10-2	419	13
19. Texas	9-2	331	19
20. Vanderbilt	9-3	213	21
21. Wyoming	11-1	162	24
22. George Washington	9-3	154	NR
23. Old Dominion	7-3	139	25
24. Oklahoma State	10-1	103	20
25. Colorado	8-2	91	NR

Others receiving votes: Texas Tech 69, Arkansas 53, Georgia Tech 46, Arizona State 41, Michigan State 36, Louisville 33, Hartford 24, Pittsburgh 23, Illinois State 16, Liberty 8, Florida State 7, Syracuse 7, James Madison 6, Dayton 5, Bowling Green 4, Penn State 2, Virginia 2, N.C. State 1, Utah 1, Wake Forest 1.

**ESPN/USA Today Coaches Poll
December 25, 2007**

Team	Record	Points	PVS
1. Connecticut (29)	9-0	773	2
2. Stanford	10-1	719	4
3. Tennessee (2)	10-1	714	1
4. North Carolina	12-1	691	3
5. Maryland	14-1	638	5
6. Rutgers	8-2	621	6
7. Georgia	10-0	593	7
8. LSU	9-2	567	8
9. Oklahoma	8-2	539	9
10. Baylor	9-1	478	11
11. California	9-2	446	12
12. Texas A&M	9-2	392	10
13. DePaul	10-0	375	14
14. Duke	9-3	357	15
15. Auburn	11-1	337	16
16. Notre Dame	10-1	289	17
17. West Virginia	10-2	267	13
18. Ohio State	9-2	260	18
19. Texas	9-2	170	20
20. George Washington	9-3	162	22
21. Vanderbilt	9-3	150	19
22. Wyoming	11-1	86	25
23. Arkansas	12-0	82	NR
24. Arizona State	6-5	59	21
25. Oklahoma State	10-1	47	23

Dropped Out: Michigan State (24)

Others Receiving Votes: Hartford 46, Texas Tech 40, Old Dominion 36, Georgia Tech 26, Michigan State 20, Louisville 13, Florida State 12, Iowa State 12, Marist 11, Utah 11, Pittsburgh 10, N.C. State 6, Marquette 5, Liberty 4, Colorado 3, Penn State 3, Middle Tennessee 2, Illinois State 1, Minnesota 1, South Alabama 1.

2007-08 STARTING LINEUPS

Opponent	Game-by-Game Starters					Pregame Halfcourt Shot
North Alabama	Abney	Barclay	Lanning	Holt	Brown	Queen
Henderson State	Lymon	Pickel	Lanning	Holt	Brown	Boyd
Old Dominion	Abney	Barclay	Lanning	Holt	Brown	Lanning
Tennessee Tech	Abney	Barclay	Lanning	Holt	Brown	Lanning
Houston	Abney	Barclay	Orr	Holt	Brown	Angelique
Arizona	Abney	Lanning	Orr	Holt	Brown	Barclay
Chattanooga	Abney	Lanning	Orr	Holt	Brown	Pickel
Western Carolina	Lymon	Lanning	Orr	Holt	Brown	Boyd
Maryland	Abney	Orr	Burrls	Holt	Brown	Lanning
Tennessee	Abney	Orr	Queen	Holt	Brown	Pickel
Austin Peay	Abney	Orr	Queen	Holt	Brown	Clark
Florida International	Abney	Orr	Queen	Holt	Brown	Abney
South Alabama	Abney	Barclay	Queen	Holt	Brown	Orr
LSU	Abney	Orr	Queen	Holt	Brown	Queen
Louisville						
Western Kentucky						
Denver						
Florida Atlantic						
Arkansas State						
Troy						
New Orleans						
Louisiana-Monroe						
North Texas						
Louisiana-Lafayette						
UALR						
Florida International						
South Alabama						
Western Kentucky						
Denver						
Florida Atlantic						
Troy						

at Maryland on December 5, scoring 16 points with 10 rebounds and a career-high seven assists in 39 minutes of action. The Meadowcreek HS product posted a double-double November 19 at Houston when she had then career-highs of 30 points and 15 rebounds.

SERIES WITH LOUISVILLE: Middle Tennessee and Louisville have played just once previously, a 71-70 Cardinals victory on December 12, 1992, in Murfreesboro. Louisville took a 16-point lead but the Blue Raiders came storming back, with a layup by Sherita Williams tying the contest at 68 with 30 seconds remaining. UL's Kristin Mattox hit a 3-pointer with 10 seconds left for the game-winning basket. Sherry Tucker led the Blue Raiders with 21 points and Priscilla Robinson added 16, while Heather Prater handed out 10 assists.

HOLT MORE EXPLOSIVE AFTER HALFTIME:

Amber Holt averages 25.0 points per game this season, but the senior has been much more productive after halftime, scoring in double figures in the second half in all 12 games in 2007-08 and scoring more points in the second half than in the first in every contest. The Duluth, Ga., native has netted 183 of her 300 points (15.3 per game) this season after intermission. Holt scored 20 of her team-high 28 at No. 1 Tennessee after the break and posted 22 of her career-high 41 after the break versus No. 8 LSU. She added 18 of her career-high 33 at Austin Peay in the second half as well. Holt had 14 points

en route to a game-high 27 in the second half against Western Carolina on December 2 and 19 of her game-high 27 points after intermission at Arizona on November 25, including the first six points of the second half and seven of the team's final 11 points of the contest. The chart below breaks down Holt's field goals in the first and second halves, points in the second half and total points in the game.

FG – 1st Half	FG – 2nd Half	2nd Half Pts	Total Pts
1-4	4-11	11	14
4-6	5-8	10	19
6-14	7-13	17	30
3-6	7-9	19	27
2-7	7-14	15	19
6-10	7-12	14	28
2-10	6-11	12	16
2-5	6-11	20	28
6-9	6-7	18	33
4-8	5-10	10	18
6-14	7-8	15	27
7-14	8-12	22	41
49-107 (.457)	75-126 (.595)	183	300

RAIDERS IN THE GIVING MOOD: Middle Tennessee has averaged more than 15 assists per game this season, but the Blue Raiders were in the giving mood just before Christmas, handing out 27 assists on December 22 at South Alabama. The 27 helpers were a team season-high and the most by the Blue Raiders in at least eight seasons. No team from 2000-01 to the present has ever had more than 26 assists in a game. The school record for assists in a game is 39 against Kentucky on November 17, 1978. Johnna Abney and Brandi Brown both

set career-highs for assists with seven and six, respectively. Abney's previous high was four on five different occasions, the last coming versus Western Kentucky in December of 2006. Brown eclipsed her previous high of four against Houston on November 19 of this year. Latoya Barclay also tied her career-high with five assists against the Lady Jaguars. Barclay also had five assists at New Orleans on January 28, 2006.

LANNING JUST GETS IT DONE: Freshman Anne Marie Lanning was a much-heralded high school player at Riverdale HS in Murfreesboro before becoming a Blue Raider this season. The 5-foot-11 guard has suffered through some growing pains while adjusting to the college game, but she continues to be effective in the scoring column for Middle Tennessee. Lanning netted a career-high 15 points on 5-of-7 shooting, including three 3-pointers, on December 22 at South Alabama in just 11 minutes of action. It was her fifth double-digit scoring effort of the season and her second in three games after posting 11 points at Austin Peay on Dec. 15. Lanning is the team's third leading scorer at 7.2 points per game and also averages 2.9 rebounds, 1.6 assists and 1.3 steals per outing despite playing only 19.8 minutes per contest.

RAIDERS NOT AFRAID TO KEEP SHOOTING: One of Middle Tennessee's trademarks under Rick Insell has been shooting and making a high percentage of 3-pointers. The Blue Raiders made 37 percent from behind the arc in 2005-06 and 35 percent last season and started this year very hot, making 31-of-77 (.403) in the first three games of the year. The squad struggled over the next three contests, making just 15-for-73 (.205), including a 2-for-18 effort against Western Carolina on December 2. But the club's touch from behind the arc has returned from December 5-22, road games at No. 3/6 Maryland, No. 1/1 Tennessee, Austin Peay and South Alabama and a home victory against Florida International, with the Blue Raiders making 52-of-143 attempts (.364). Middle Tennessee was 12-of-39 at Maryland on December 5, a season-high for attempts for the Blue Raiders, and came back with an 11-for-24 (.458) performance at Tennessee. Middle Tennessee hit 12-of-37 versus FIU, marking the fifth time this year the squad has made double-digit 3-pointers in a game and the 21st time under head coach Rick Insell. The Blue Raiders shot 9-of-19 (.474) from 3-point range at South Alabama on Dec. 22, the team's best percentage game of the year. Middle Tennessee had 11 trifectas at Old Dominion and 12 versus Tennessee Tech earlier this season.

HOME SWEET HOME: Middle Tennessee has played just four times at Murphy Center this season in 12 games after Friday's upset against No. 8 LSU. Historically the Blue Raiders have played excellent within the confines of the Glass House, owning a 318-90 all-time record at Murphy Center, a winning percentage of .779. Middle Tennessee ended the 2005-06 season 15-1 at home in head coach Rick Insell's first season, with the lone loss to then 17th-ranked Georgia on November 30, 2005. The Blue Raiders had their 12-game home winning streak snapped in last year's season-opener against top-ranked Maryland, losing 80-76, and then dropped a 72-61 decision three nights later to South Dakota State. But the squad rebounded, posting 13 straight victories at home and ending the year 13-2 at Murphy Center. Middle Tennessee defeated Tennessee Tech, 89-62, in the home opener this season but dropped a 77-71 decision to Western Carolina on December 2 at the Glass House, ending a 14-game winning streak. The Blue Raiders rebounded with a 77-64 triumph over Florida International at home on December 19 and stands 3-1 this season at Murphy Center after the victory over LSU. Third-year head coach Rick Insell's mark on the home floor is 31-4 overall.

HOLT GARNERS SECOND SBC PLAYER OF THE WEEK HONOR: Middle Tennessee senior Amber Holt was voted the Sun Belt Player of the Week on December 18 after averaging 30.5 points and 9.0 rebounds in contests against top-ranked Tennessee and at Austin Peay. Holt also posted 5.0 assists and 2.5 steals in the two contests, hitting 20-of-32 field goals, 5-for-10 3-pointers and 18-of-22 free throws. Against the top-ranked Lady Vols, Holt netted 28 points, hitting 8-of-16 from the floor and 10-of-11 at the foul line. She added five assists in playing all 40 minutes, as the Blue Raiders trailed by just six points with six minutes to play. She scored 20 of her 28 points in the second half as well. Against Austin Peay, the senior scored a career-high 33 points, making 12-of-16 shots and 8-of-11 free throws. She grabbed 14 rebounds with five assists and three steals. It was her third double-double this season and the sixth of her career. She also has double-doubles this season at Houston and at Maryland. It is Holt's second SBC Player of the Week honor this season and the fourth of her career. She garnered SBC accolades on November 20 after helping the Blue Raiders to victories over Tennessee Tech and at Houston, averaging 24.5 points and 10.0 rebounds per game. Holt is averaging 25.0 points, 8.5 rebounds and 3.9 assists per game this season, all team-highs for Middle Tennessee. She ranks first in the Sun Belt in scoring, third in

MIDDLE TENNESSEE UNDER INSELL		
	Overall	07-08
Overall Record	57-20	7-5
Home	31-4	3-1
Away	21-14	4-4
Neutral	5-2	0-0
vs. Sun Belt	36-4	2-0
Home	16-0	1-0
Away	15-4	1-0
Tourney	5-0	0-0
Nonconference	21-16	5-5
Home	11-4	2-1
Away	6-10	2-4
Neutral	3-2	0-0
In Overtime	0-0	0-0
Leading at the Half	54-4	7-1
Leading with 5:00 Left	55-5	7-1
vs. Ranked Opponents	2-5	1-2
In Televised Games	13-5	3-1
MT Shoots >50%	19-1	3-0
MT Shoots <50%	38-19	4-5
Opponent Shoots >50%	11-10	2-1
Opponent Shoots <50%	46-10	5-4
MT Outshoots Opp.	33-2	4-0
Opp. Outshoots MT	24-18	3-5
MT Outrebounds Opp.	32-4	3-1
Opp. Outrebounds MT	25-16	4-4
MT Attempts More FTs	27-4	2-0
Opp. Attempts More FTs	30-16	5-5
In November	10-7	3-2
In December	14-6	4-3
In January	16-2	0-0
In February	10-3	0-0
In March	7-2	0-0
In April	0-0	0-0
Final Margin 10 or less pts.	13-13	2-4
Final Margin > 20 points	27-2	3-1
MT Scores < 60 points	1-5	0-1
MT Scores 60-69 points	11-11	2-3
MT Scores 70-79 points	20-4	2-1
MT Scores 80-89 points	15-0	2-0
MT Scores 90-99 points	9-0	1-0
MT Scores 100+ points	1-0	0-0
Hold Opponent <65	48-4	6-1

rebounding and tied for seventh in assists. Her scoring average this week ranks second nationally through games of December 16. She is also 23rd in the nation in assist-to-turnover ratio and 64th in field goal percentage.

ABNEY'S PLAY CONTINUES STEADY TREND: Johnna Abney has been a three-year starter at point guard for the Blue Raiders because of her steady play and ability to knock down 3-pointers. The junior was a little up-and-down at the beginning of the year, as the Mt. Vernon, Ky., native had just one double-figure

2007-08 PRESEASON ALL-SUN BELT TEAM

First Team

Kim Sitzmann (UALR, So., G)
LaQuetta Ferguson (Florida International, Sr., G)
Amber Holt (Middle Tennessee, Sr., F)
Le'Della English (New Orleans, Sr., G)
Crystal Kelly (Western Kentucky, Sr. F)

Second Team

Nikya Hughes (UALR, Sr., F/C)
Alisha Godette (Denver, Sr., G)
Onna Charles (Louisiana-Lafayette, Sr., G)
Amy Lewis (Troy, Sr., G)
Dominique Duck (Western Kentucky, Jr. F)

Third Team

Anshel Cooper (UALR, So., G)
Iva Ciglar (Florida International, Jr., G)
LeJeanna Howard (Louisiana-Monroe, Sr., G)
Taliacia Sanders (North Texas, Sr., F)
Monique Jones (South Alabama, Sr., G)

Preseason Player of the Year

Crystal Kelly (Western Kentucky, Sr. F)

Women's Preseason Coaches Poll

East Division

1. Western Kentucky (9)	74
2. Middle Tennessee (4)	69
3. Florida International	45
t4. South Alabama	33
t4. Troy	33
6. Florida Atlantic	19

West Division

1. UALR (6)	76
2. Denver (3)	70
3. North Texas (2)	61
4. Arkansas State (2)	58
5. Louisiana-Lafayette	48
6. Louisiana-Monroe	34
7. New Orleans	17

scoring game but more importantly averaged 3.0 turnovers per outing in the first five contests of the season. Since coming off the bench against Western Carolina on December 2, Abney has stepped up her game, distributing the ball more effectively and cutting down on her turnovers, posting only 13 miscues in the last seven games combined versus WCU, No. 3/6 Maryland, No. 1/1 Tennessee, Austin Peay, Florida International, South Alabama and No. 8/8 LSU. The Rockcastle HS product has also found the range from behind the arc as well, knocking down a pair of 3-pointers at Maryland and hitting three more trifectas and 11 total points at Tennessee. Abney is shooting 34 percent (13-for-38) from 3-point range this season, third best on the club heading into Sunday's contest at Louisville.

BLUE RAIDERS IN DECEMBER: Middle Tennessee owns a 120-84 (.588) mark all-time in the month of December, including 14-6 under head

coach Rick Insell. The Blue Raiders were 4-3 in Insell's first season and a perfect 6-0 last year, including victories at eighth-ranked Georgia and versus Western Kentucky. Middle Tennessee is currently 4-3 in December this season, losing three straight to start the month before reeling off four consecutive victories heading into Sunday's contest at Louisville.

LYMON'S SEASON UP-AND-DOWN: Sophomore point guard Chelsia Lymon has seen several highs and lows in the team's first 12 games of the year, but her return to the court just nine months after a major knee injury has also been a big help for the Blue Raiders. Lymon scored a career-high 15 points on November 14 against Tennessee Tech, added eight points on November 19 at Houston and netted 14, including a pair of 3-pointers, at No. 3/6 Maryland on December 5. But she played one of the worst games of her career on December 13 at Tennessee, committing five of the team's 17 turnovers in the game. She also did not score against the Lady Vols. One of Lymon's greatest traits is her resiliency, and the Georgetown, Ky., native came back with 14 points and three assists as well as just one turnover at Austin Peay on December 15. For the season Lymon is averaging 5.9 points and 1.6 assists per game while playing 18.3 minutes per contest.

ON THIS DATE: Middle Tennessee stands 3-4 all-time on December 30, including a 2-3 mark on the road. The Blue Raiders have played three times on this date in this decade, losing at Houston in 2000 and versus Georgia at home in 2002 and defeating Lipscomb on the road in 2003.

12/30/80	at Miami (FL)	L, 74-80
12/30/83	at Western Kentucky	L, 69-72
12/30/93	at Missouri-Kansas City	W, 73-68
12/30/94	vs. Fairleigh Dickinson	W, 108-71
12/30/00	at Houston	L, 72-77
12/30/02	Georgia	L, 43-79
12/30/03	at Lipscomb	W, 68-47

SBC STREAK REACHES 26: Middle Tennessee owns a 26-game winning streak overall against Sun Belt competition after the December 22 victory at South Alabama, including a perfect 18-0 regular season conference record in 2006-07. Middle Tennessee's last SBC loss came February 27, 2006, at Florida International, a 73-57 defeat. The Blue Raiders broke the previous Sun Belt high of 16 league wins set by Louisiana Tech in both 1999-00 and 2000-01. Middle Tennessee ended the 2006-07 season 21-0 against Sun Belt opponents after winning its fourth consecutive SBC Tournament. Only three other schools in the 31-year history of the

Sun Belt finished undefeated in conference play (Old Dominion, 6-0 in 1984-85, 1987-88; UAB, 6-0 in 1990-91; Louisiana Tech, 14-0 in 1993-94, 1995-96, 12-0 in 1998-99, 16-0 in 1999-00, 2000-01).

FOUR-GAME SKID QUITE A SHOCK: Middle Tennessee's four-game losing streak from November 28-December 13, defeats to Chattanooga, Western Carolina, No. 3/6 Maryland and No. 1/1 Tennessee, was the first four-game skid for the Blue Raider program since December 16, 1998-January 2, 1999, in Stephany Smith's second season as head coach. It ties for the fifth longest losing streak in school history. Middle Tennessee had not lost three straight contests in the same season since January 16-23, 2003, under Smith.

Longest Losing Streaks

7	December 1, 1989-January 8, 1990
6	January 11-January 25, 1997
5	December 17, 1990-January 9, 1991
5	November 18-December 5, 1978
4	November 28-December 13, 2007
4	December 16, 1998-January 2, 1999
4	February 5-17, 1994
4	December 28, 1986-January 10, 1987
4	December 14, 1979-January 4, 1980
4	December 14, 1978-January 6, 1979

RAIDERS RANK 27th IN ATTENDANCE: The first unofficial national attendance rankings of the year were released December 3, with Middle Tennessee ranking 23rd despite playing just two home games this season. The Blue Raiders rank 27th this week in the national attendance figures compiled by the University of Wisconsin. Middle Tennessee is averaging 3,210 fans per game after drawing 2,614 for the home opener versus Tennessee Tech and 3,806 against Western Carolina. Middle Tennessee ranked 26th nationally in attendance last season after averaging 4,157 fans per game.

BROWN STEPS UP AT MARYLAND: Sophomore Brandi Brown took advantage of a switch in the lineup at Maryland on December 5. The Blue Raiders started three forwards, allowing Brown to play more on the perimeter and look for her shot, something she has been hesitant to do for much of the season. The Jamestown, Tenn., native responded with a season-high 22 points, including 6-of-12 from 3-point range. It was just the second 20-point effort of her career after the career-high 25 points last season against North Dakota State. The York Institute product tied her season-highs with 22 points, 8-of-15 FG attempts and 6-for-12 3-point FG attempts.

BURTT'S HITS THE BOARDS: Redshirt freshman Angelique Burtt's played sparingly in the first five games of the season but burst onto the scene against Western Carolina December 2. Burtt's entered the game early in the second half because of foul trouble in the Blue Raiders frontcourt and made her 11 minutes of action count. The Conyers, Ga., native scored 12 points on 5-of-5 shooting and grabbed five rebounds, including four on the offensive glass. She had played just 18 minutes in the team's first five games this year and had taken just three shots in her career before the performance against the Lady Catamounts. Her play earned the Rockdale HS product her first career start December 5 at Maryland where she grabbed a pair of rebounds in 14 minutes. Burtt's added to her rebounding totals December 13 at No. 1/1 Tennessee, grabbing five more boards in 10 minutes before fouling out.

ORR BREAKS OUT: Starr Orr missed the first two games of the season because of suspension due to a violation of athletic department policy. The senior had a good game at Chattanooga on November 28, her third game back, scoring 11 points on 5-of-10 shooting, but the Danville, Ala., native posted her best performance of the year December 13 at No. 1/1 Tennessee. Orr hit a career-high four 3-pointers and finished with 12 points along with three rebounds, two assists and two steals against the Lady Vols. Orr had never made more than two 3-pointers in a game during her Blue Raider career and her previous high for attempts was five before attempting nine in Knoxville. She followed her performance against the Lady Vols with seven points and five steals in 25 minutes at Austin Peay on December 15.

HOLT VOTED SBC PLAYER OF THE WEEK: Middle Tennessee's Amber Holt was voted the Sun Belt Player of the Week on November 20 after helping the Blue Raiders to a pair of victories. Holt averaged 24.5 points and 10.0 rebounds per game in Middle Tennessee victories over Tennessee Tech and at Houston. The senior set career-highs with 30 points and 15 rebounds in the 69-68 triumph at Houston, including scoring nine straight points in the second half after the Cougars tied the game. She also had career-highs in field goals made (13) and field goal attempts (27) and added four assists and three steals in 37 minutes in the contest. Against Tennessee Tech, Holt scored 19 points with five rebounds, three assists and two steals. It is Holt's third career Player of the Week accolade after garnering the honor twice last season – November 14 and February 5.

SQUAD VERY YOUNG IN 2007-08: Middle Tennessee will play the 2007-08 season with just 11 players available for head coach Rick Insell's relentless style of full court basketball, and only three of those players have played more than one season at Middle Tennessee – seniors Starr Orr and Latoya Barclay and junior Johnna Abney. Senior Amber Holt has been in Murfreesboro one year after transferring from Southeastern Illinois College. The rest of the squad is made up of three sophomores (Jackie Pickel, Chelsia Lymon and Brandi Brown), one redshirt freshman (Angelique Burtt's) and three true freshmen (Emily Queen, Morgan Boyd and Anne Marie Lanning). A good example of the program's youth came November 25 at Arizona. The Blue Raiders played at the McKale Center against Utah in the first round of the NCAA Tournament in 2005-06, but only three players remain on the squad who played in that contest – Orr, Barclay and Abney.

Preseason Notes

HOLT VOTED FIRST TEAM, BLUE RAIDERS PICKED SECOND IN SBC: Middle Tennessee senior Amber Holt was voted First Team All-Sun Belt and the Blue Raiders were picked second in the East in a poll of league coaches released during the Sun Belt Media Days in Mobile, Ala. Holt was a First Team All-SBC selection last season after averaging 16.7 points, 6.3 rebounds and 2.7 steals per contest. She is one of three starters returning for the Blue Raiders from last year's record-setting 30-4 club.

She had her best games in 2006-07 against some of the nation's top teams, including 28 points and eight rebounds against top-ranked Maryland, 26 points and 10 boards versus Chattanooga and 21 points, including 15 in the second half, in Middle Tennessee's victory at eighth-ranked Georgia. Holt also scored 27 points against Old Dominion, tallied 15 points and 11 rebounds in the semifinals of the Sun Belt Championships versus Denver and posted 23 points against Gonzaga in the first round of the NCAA Tournament. The Duluth, Ga., native made it to the final cut this past summer for USA Basketball's Pan American Games Team.

Middle Tennessee received four first-place votes in the East Division and had 69 total points. The coaches picked Western Kentucky first in the division, with the Lady Toppers receiving nine first-place votes and 74 total points. Florida International was selected third in the East, with Troy and South Alabama tied for fourth and Florida Atlantic sixth.

BLUE RAIDERS 27TH IN FIRST ESPN/USA TODAY POLL: Middle Tennessee was ranked 27th in the Preseason ESPN/USA Today

Sun Belt Standings

December 27

East Division	SBC	Pct.	Overall	Pct.
Middle Tennessee	2-0	1.000	7-5	.583
Western Kentucky	1-0	1.000	7-5	.583
South Alabama	1-1	.500	10-2	.833
Florida Atlantic	0-1	.000	4-6	.400
Troy	0-2	.000	6-5	.545
Florida International	0-2	.000	3-8	.273

West Division	SBC	Pct.	Overall	Pct.
New Orleans	2-0	.000	7-4	.636
Louisiana-Monroe	1-0	1.000	8-3	.727
North Texas	1-0	1.000	6-7	.462
UALR	1-1	.500	8-4	.667
Arkansas State	1-1	.500	6-6	.500
Louisiana-Lafayette	0-1	.000	4-7	.364
Denver	0-1	.000	4-6	.400

Sun Belt Schedule

December

- 29 Louisiana-Monroe at Tulane 2 p.m.
- Hofstra at Fla. International 4:30 p.m.
- UALR vs. Marymount/UC-Bakersfield TBA
- Troy vs. Fordham/Mount St. Mary's TBA
- Missouri State at Western Kentucky TBA
- 30 Charlotte at Arkansas State 1 p.m.
- Middle Tennessee at Louisville 1 p.m.
- Denver at Nebraska 2 p.m.
- La.-Lafayette at Mississippi State 2 p.m.
- New Orleans at LSU 2 p.m.
- Kentucky at South Alabama 4 p.m.
- Georgia/Florida St. at FIU TBA
- Troy vs. TBA TBA

January

- 2 * Louisiana-Monroe at Denver 6 p.m.
- New Orleans at Southeastern La. 7 p.m.
- 3 * Arkansas State at La.-Lafayette 3 p.m.
- * Middle Tennessee at WKU 7 p.m.
- * South Alabama at Florida Atlantic TBA
- * North Texas at Troy TBA
- 5 * New Orleans at Louisiana-Lafayette 4 p.m.
- * Fla. Atlantic at Fla. International 4:15 p.m.
- 6 * UALR at Arkansas State 2 p.m.
- * Denver at Middle Tennessee 2 p.m.
- * WKU at South Alabama 2 p.m.
- 7 * Louisiana-Monroe at North Texas 5 p.m.
- 9 * Troy at Florida International 4:15 p.m.
- * North Texas at Arkansas State 7:05 p.m.
- * Louisiana-Lafayette at UALR 5:15 p.m.
- * Western Ky. at La.-Monroe 5:30 p.m.
- * Denver at New Orleans 7 p.m.
- * Fla. Atlantic at Middle Tennessee 7 p.m.
- 12 * South Alabama at New Orleans 4:30 p.m.
- * La.-Lafayette at North Texas 5 p.m.
- * Ark. State at La.-Monroe 5:30 p.m.
- * Troy at Florida Atlantic TBA
- 13 * UALR at Denver 2 p.m.
- * Florida International at Western Ky. 2 p.m.
- 14 * Middle Tenn. at Arkansas St. 7:05 p.m.
- 17 * New Orleans at North Texas 5 p.m.
- * Louisiana-Monroe at UALR 5:15 p.m.
- * Arkansas State at Denver 6 p.m.
- * Fla. International at South Alabama 7 p.m.
- * Middle Tennessee at Troy 7 p.m.
- * Florida Atlantic at Western Ky. TBA
- 19 * North Texas at Florida Atlantic 1 p.m.
- * South Alabama at UALR 4:30 p.m.
- * La.-Monroe at Fla. International 4:15 p.m.
- 20 * Troy at Arkansas State 2 p.m.
- * New Orleans at Middle Tennessee 2 p.m.
- * Western Ky. at Louisiana-Lafayette TBA

Unofficial Attendance Figures December 17, 2007

No.	Team	Total Attend./# of Gms	Average
1.	Tennessee	100,675/7	14,382
2.	Connecticut	40,522/4	10,130
3.	Iowa State	47,700/5	9,540
4.	Oklahoma	18,117/2	9,058
5.	Purdue	36,336/4	9,056
6.	New Mexico	63,475/8	7,934
7.	Texas Tech	55,027/7	7,861
8.	Notre Dame	39,453/6	6,576
9.	Maryland	61,105/10	6,110
10.	Duke	11,984/2	5,992
11.	Baylor	32,773/6	5,462
12.	Wisconsin	32,099/6	5,350
13.	Penn State	34,653/7	4,950
14.	Minnesota	24,427/4	4,885
15.	Missouri State	19,536/3	4,884
16.	Texas	24,013/5	4,803
17.	Kentucky	19,191/4	4,798
18.	Michigan State	13,846/3	4,615
19.	Georgia	30,605/7	4,372
20.	Vanderbilt	30,565/7	4,366
21.	North Carolina	38,840/9	4,316
22.	Rutgers	16,004/4	4,001
23.	Wyoming	15,364/4	3,841
24.	LSU	14,073/4	3,518
25.	Old Dominion	13,331/4	3,333
26.	Montana	9,955/3	3,318
27.	Middle Tennessee	6,420/2	3,210
28.	Ohio State	18,505/6	3,084
29.	Kansas State	15,235/5	3,047
30.	Texas A&M	14,551/5	2,910
31.	Virginia	13,571/5	2,714
32.	Stanford	8,022/3	2,674
33.	Iowa	15,729/6	2,622
34.	Virginia Tech	17,633/7	2,519
35.	Xavier	17,613/7	2,516
36.	Pittsburgh	2,359/1	2,359
37.	Nebraska	13,324/6	2,221
38.	Washington	11,079/5	2,216
39.	Ball State	3,811/2	1,906
40.	Arizona State	7,390/4	1,848

Single Game Highs Top 25

1.	North Carolina at Tennessee	16,845
2.	Texas at Tennessee	15,699
3.	Louisiana Tech at Tennessee	14,891
4.	Gonzaga at Tennessee	14,598
5.	Chattanooga at Tennessee	13,811
6.	Iowa at Iowa State	12,931
7.	Middle Tennessee at Tennessee	12,508
8.	Old Dominion at Tennessee	12,323
9.	Ohio State at Maryland	12,255
10.	Virginia at Connecticut	11,134
11.	Michigan at Notre Dame	10,825
12.	BYU at Connecticut	10,752
13.	Tennessee at West Virginia	10,677
14.	Pepperdine at Iowa State	10,277
15.	Cincinnati at Xavier	10,250
16.	Arkansas State at Oklahoma	10,187
17.	Arizona State at Texas Tech	10,162
18.	Montana State at Iowa State	9,968
19.	Notre Dame at Purdue	9,533
20.	Stony Brook at Connecticut	9,370
21.	Holy Cross at Connecticut	9,266
22.	Butler at Purdue	8,990
23.	SE Missouri State at Purdue	8,901
24.	Valparaiso at Purdue	8,802
25.	Houston at Texas Tech	8,493

Coaches Poll released October 31 and missed the Top 25 by just seven points. Defending national champion Tennessee was ranked No. 1 and garnered 26 of the 31 first-place votes in the poll, while Connecticut received four first-place votes and LSU, who Middle Tennessee plays on December 28 in Murfreesboro, garnered the remaining top vote. The Blue Raiders posted 71 points in the poll, while 25th-ranked N.C. State had 78 points. DePaul received 75 points and was ranked 26th. Middle Tennessee received 15 votes in the second ESPN/*USA Today* Coaches Poll released November 13, ranking 33rd nationally.

The Blue Raiders were ranked in the ESPN/*USA Today* Coaches Poll last season for the first time since 1988 and appeared in the final 12 rankings of the season, reaching as high as No. 16 and ending the year rated 23rd nationally. Middle Tennessee's 30-4 mark in 2006-07 was the best ever in the history of the program and one of the best in Sun Belt history, as the Blue Raiders rolled through league play and the conference tournament with a 21-0 mark against SBC competition.

RAIDERS 28TH IN FIRST AP POLL: Middle Tennessee was ranked 28th in the first Associated Press poll released on November 3. The Blue Raiders appeared in the final 10 AP polls in 2006-07, reaching as high as No. 16 on March 5. Last season's ranking was the first-ever in school history in the Associated Press poll for Middle Tennessee. The Blue Raiders ended the year ranked 17th in the final AP poll of 2006-07. Middle Tennessee was tied for 33rd in the second AP poll this year, released November 13, with nine votes.

BLUE RAIDERS 22ND IN LINDY'S: Middle Tennessee was ranked 22nd in a preseason poll released in *Lindy's* 2007-08 College Basketball Magazine. The Blue Raiders ended the 2006-07 season ranked 17th by the Associated Press and 23rd in the ESPN/*USA Today* Coaches Poll. Middle Tennessee returns three starters and seven letterwinners from last year's 30-4 club, including senior Amber Holt, who averaged 16.7 points and 6.3 rebounds per game. She also posted 2.7 steals per contest and scored in doubles figures in 30 of the 34 games. The Blue Raiders play three other teams in *Lindy's* Top 5, including Tennessee (No. 1), Maryland (No. 4) and LSU (No. 5).

HOLT SECOND TEAM ALL-AMERICAN, TEAM RANKED 13TH BY *SPORTING NEWS*: Middle Tennessee was ranked 13th and senior Amber Holt was named Second Team All-American by the *Sporting News* in their Preseason

College Basketball magazine. It was the second preseason ranking for the Blue Raiders after *Lindy's* rated the club 22nd nationally. Middle Tennessee ended the 2006-07 season ranked 17th by the Associated Press and 23rd in the ESPN/*USA Today* Coaches Poll. The Blue Raiders return three starters and seven letterwinners from last year's record-setting 30-4 club.

Holt garnered First Team All-Sun Belt honors last season after averaging 16.7 points, 6.3 rebounds and 2.7 steals per game. She started all 34 contests and scored in double figures in 30 games. The Duluth, Ga., native netted 28 points and eight rebounds in her first career game, versus top-ranked Maryland, and followed that with the first of three double-doubles during the season with 19 points and 10 boards against South Dakota State. Holt scored 26 points with 10 rebounds versus Chattanooga and 21 points, including 15 in the second half, in a victory at eighth-ranked Georgia. She also posted 27 points with eight boards, including 10-of-12 free throws, against Old Dominion. Holt registered 20-plus points in three straight games in February, scoring 27 against South Alabama, 25 at Louisiana-Monroe and 24 at Western Kentucky. She added 15 points and 11 rebounds versus Denver in the semifinals of the Sun Belt Championships and netted 20 points in the championship game against Louisiana-Lafayette. Holt scored 23 points versus Gonzaga in the opening contest of the NCAA Tournament.

LAST TIME OUT FOR MIDDLE TENNESSEE

MTSU, Holt jolt No. 8 LSU
By MONTE HALE JR.
hale@dnj.com

MURFREESBORO -- MTSU senior forward Amber Holt was disappointed to find out LSU All-American center Sylvia Fowles was out with a knee injury Friday night.

"I really wanted to her play," said Holt. "I was kind of disappointed."

LSU was distraught, too, after Holt poured in a career-high 41 points to lead the Lady Raiders to a stunning 67-56 victory over the nation's eighth-ranked team before a crowd of 7,858 at Murphy Center.

Fowles, a 6-foot-6 center, was obviously missed, but the second largest crowd to ever witness a women's basketball game at Murphy Center saw Holt make her own bid for postseason honors.

"When you've got a show horse, you better show her," said MTSU coach Rick Insell of Holt's offensive output, which was just one point shy

of the Lady Raider record held by Kim Webb. "They tried to defend her one-and-one and you can't. When you double down on her, she finds a way to kick it out to our shooters."

MTSU (7-5) saw a 10-point second-half lead evaporate into a one-point deficit, 54-53, with 4:34 remaining, but the Lady Raiders outscored LSU 14-2 down the stretch.

After falling behind 54-53, Holt snatched an offensive rebound and kicked it out to Brandi Brown, who hit a 3-pointer out of the corner to give the Lady Raiders the lead for good.

Holt, who also had nine rebounds, made 15-of-26 shots and hit 11-of-12 at the free-throw line.

"I just came out focused," Holt said. "I have to do that, because whatever I do, my teammates gravitate to that. I just made baskets tonight."

Added LSU coach Van Chancellor: "Holt's a difficult matchup for us. We made up our mind that we were going to give Holt some points and try to take away the three ball. We just didn't realize that we were going to give Holt so many points."

Holt said previous road games at Tennessee, Maryland and Old Dominion prepared the Lady Raiders for the Lady Tigers.

"It prepared us real well and made our freshmen and younger players not be scared," she said. "(Freshman) Emily Queen had 12 rebounds tonight and she needs to do more of that."

MTSU struggled early, turning the ball over five times in the first five minutes, but LSU shot the ball poorly and never could get into a rhythm offensively.

"I think we were very tentative," Insell said. "I think eventually Amber said what the heck, give me the ball, and she started attacking."

Chancellor was hit with a technical foul with 42 seconds left after Quiana Chaney was called for a charging foul, which was her fifth.

"I doubt it very seriously," said Chancellor about returning to MTSU. "It has nothing to do with coach Rick Insell. There are a lot of people here I really like. I like everything about Middle Tennessee. I respect what Middle Tennessee is doing in drawing this number of people for this game."

"The only way I'd ever come back is my respect for this team, this town and the coach."

"I ain't facing the fine and I ain't getting reprimanded," he added when asked why he was so angered. "All you've got to do is pick up the stat sheet. That doesn't take a freakin' genius, but that didn't beat us. What beat us is we couldn't hit a freakin' layup."

MTSU cashed in on 22-of-29 free-throw attempts, while LSU made 6-of-9.

Although Holt was a one-person wrecking crew, MTSU got more contributions from her supporting cast in the second half. Brown had eight points, while senior guard Starr Orr and junior Johnna Abney scored five.

"Coach has been on me lately that I need to step up and take it to the basket," Orr said. "When (Amber) is scoring and they double-team her, she trusts us and kicks it out. Nobody can guard her one-on-one."


LSU (9-3) got 13 points from Allison Hightower and 11 from Chaney.

Game 12		Murphy Center (7,858)										
#8/8 LSU		56										
MIDDLE TENNESSEE		67										
Dec. 28, 2007 - Murfreesboro, Tenn.												
LSU (9-3)	FG	3FG	FT	REB	F	TP	A	T	B	S	MIN	
05 White*	2-4	0-0	5-6	0-4-4	4	9	2	4	0	1	28	
12 LeBlanc*	2-6	0-1	0-0	0-5-5	1	4	3	3	0	3	31	
15 Chaney*	4-14	3-8	0-0	3-3-6	5	11	2	3	0	3	31	
23 Hightower*	6-19	1-5	0-0	3-1-4	3	13	4	3	1	1	31	
54 Thomas*	1-3	0-0	1-2	5-1-6	5	3	0	1	2	3	29	
10 Mitchell	0-0	0-0	0-0	0-0-0	1	0	2	3	0	1	13	
24 Whitfield	5-9	0-0	0-1	1-5-6	2	10	0	0	0	0	18	
25 Williams	3-6	0-0	0-0	3-2-5	5	6	0	3	1	0	17	
44 Morris	0-0	0-0	0-0	0-0-0	0	0	0	0	0	0	2	
TEAM				0-3-3							1	
Totals.....	23-61	4-14	6-9	15-24-39	26	56	13	21	4	12	200	
FG	1st (10-33)	30.3		2nd (13-28)	46.4						Game (37.7)	
3FG	1st (1-4)	25.0		2nd (3-10)	30.0						Game (28.6)	
FT	1st (1-2)	50.0		2nd (5-7)	71.4						Game (66.7)	
MT (7-5)	FG	3FG	FT	REB	F	TP	A	T	B	S	MIN	
01 Holt*	15-26	0-4	11-12	4-5-9	1	41	1	3	0	4	40	
02 Abney*	0-2	0-2	5-6	0-1-1	1	5	0	2	0	2	27	
03 Queen*	0-0	0-0	1-3	2-10-12	4	1	0	5	0	1	24	
12 Orr*	2-8	0-0	1-3	1-2-3	1	5	1	2	0	2	31	
21 Brown*	2-7	2-5	2-2	2-4-6	2	8	1	2	0	0	40	
00 Lymon	1-5	1-3	1-2	0-1-1	2	4	1	2	0	0	13	
10 Pickel	0-1	0-1	0-0	0-0-0	1	0	0	1	0	1	4	
14 Barclay	1-2	0-0	1-1	0-0-0	1	3	0	0	0	0	9	
23 Burttis	0-0	0-0	0-0	0-0-0	0	0	0	0	0	0	0	
30 Lanning	0-3	0-1	0-0	1-1-2	1	0	3	0	0	0	12	
TEAM				2-2-4								
Totals.....	21-54	3-16	22-29	12-26-38	14	67	7	17	0	10	200	
FG	1st (8-26)	30.8		2nd (13-28)	46.4						Game (38.9)	
3FG	1st (0-7)	0.0		2nd (3-9)	33.3						Game (18.8)	
FT	1st (9-15)	60.0		2nd (13-14)	92.9						Game (75.9)	
Officials: Leslie Claybrook, Ken Drayton, Troy Winders												
Technical fouls: #8/8 LSU-TEAM, Middle Tennessee-None.												
Score by Periods												
	1st	2nd	Total									
#8/8 LSU	22	34	56									
Middle Tennessee	25	42	67									

POSTGAME NOTES

Amber Holt scored a career-high 41 points, tying Tawanya Mucker for the second most in school history in a single game. Mucker twice netted 41 points, December 2, 1988, vs. Mississippi College and January 25, 1988, vs. Austin Peay. Holt set career-highs for FG made (15) and FT made (11) and tied her career-high with 12 free throw attempts. The 15 field goals ties for seventh most in a single game in school history. It marks the eighth time this season in 12 games she has scored 20-plus points and her third 30-plus point effort of the year ... Johnna Abney set career-highs for FT made (5) and FT attempts (6). Her previous highs were four in both categories against Arkansas State on March 6, 2006 ... Brandi Brown grabbed a career-high six rebounds and also played 40 minutes for the first time in her career. Her previous high for minutes was 37 at Maryland on Dec. 13 of this year ... Middle Tennessee posted season-highs for free throws (22) and FT made (29). The Blue Raiders had season-lows in FG attempts (54), 3-point FG attempts (16), assists (7) and blocks (0) ... The win for Middle Tennessee marks the second year in a row the Blue Raiders have knocked off a team ranked in the Top 10 after beating eighth-ranked Georgia last season in Athens. It is also just the second victory over a Top 10-ranked program at home in school history and only the third win over a Top 10 program ever for Middle Tennessee.

Head Coach Rick Insell



Rick Insell begins his third season as head coach at Middle Tennessee amid great expectations after a record-breaking season in 2006-07 that included a school-record 30 victories, a fourth straight trip

to the NCAA Tournament and a No. 16 national ranking by the Associated Press and the ESPN/*USA Today* Coaches poll.

Insell has helped elevate the program into the national spotlight, including last season's victory at then eighth-ranked Georgia in early December. The victory in Athens was the first in program history over a ranked team on the road and just the fifth victory over a ranked foe in the 32-year history of the Middle Tennessee program.

The Blue Raiders won 27 games in a row in 2006-07, the longest streak in the nation at one point, and did not lose for more than 100 days.

Middle Tennessee eclipsed the school record for victories in a season as well last year, posting a 30-4 overall record, besting the previous mark of 26 set by the 1982-83 squad. The 2006-07 squad also tied the record for consecutive NCAA Tournament appearances, tying a mark set from 1983-86, and collected the program's fourth consecutive 20-win campaign, also a school record. The four straight conference tournament titles also ties a school record set from 1983-86.

Insell's two-year mark of 50-15 is the best back-to-back seasons in program history, bettering the mark of 48-17 posted during 2003-04 and 2004-05.

Fans have also taken notice of the team's entertaining playing style. Middle Tennessee led the nation in increased attendance percentage in 2005-06, drawing 2,699 fans per game, a 276 percent increase over the previous season. The Blue Raiders improved on that number in 2006-07 as well, setting a single-game record with 10,010 in the season opener against defending national champion Maryland and averaging 4,157 fans for 15 home games, an increase of 65 percent. Middle Tennessee's attendance ranked in the Top 30 nationally and the crowd for the Maryland game was one of the Top 50 for attendance in the nation in 2006-07.

Insell also developed one of the best players in school history over the last two seasons. Chrissy

INSELL'S INS AND OUTS

- January 17, 2007 - Rick Insell and Middle Tennessee featured in two-page spread in *USA Today* about the program's rise to national prominence and success during his brief tenure.
- Voted Sun Belt Coach of the Year in 2006-07, his first SBC Coach of the Year honor and the first such accolade for a Middle Tennessee head coach since 1988.
- Elected to National High School Hall of Fame in February 2007, one of only six Tennesseans inducted by the National Federation of State High School Associations.
- Led Middle Tennessee to school-record 30 victories in 2006-07, including a perfect 21-0 against Sun Belt opponents. The Blue Raiders won their fourth straight Sun Belt Tournament and played in their fourth consecutive NCAA Tournament in 2006-07.
- Signed a recruiting class ranked in the Top 10 nationally after the 2005-06 season.
- Appeared on *Dateline* on December 26, 2004. The program produced a one-hour segment on In-

sell, focusing on him and his Shelbyville Eaglettes. The program was shown internationally.

- March 22, 2003 - Rick Insell was inducted into the Tennessee Secondary School Athletic Association Hall of Fame.
- Insell and the Eaglettes received a special invitation to the Oval Office by President George H. Bush for academic and athletic achievement.
- In 1989, ESPN did a feature story on the Shelbyville Eaglettes that aired nationally several times. The story won the National Television Journalism Award later that year. It was the first of several stories ESPN did on Insell and his team.
- In 1992, Rick Insell was named Head Coach of the Girls High School All-American Game and from 1992-96 was a member of the All-American Selection Committee. He became the chairman of the All-American Selection Committee in 1996 and began serving as an advisor in 1999.
- Insell was named to the Women's Basketball Coaches Association (WBCA) Board of Directors as High School Representative in 2001.

Givens registered the second-most points in school history in 2005-06 and eclipsed the top mark in 2006-07, and ranked in the Top 10 nationally in scoring both seasons.

Insell, a Woodbury, Tenn., native, made a huge splash in his first year at the helm of the Middle Tennessee program, guiding the Blue Raiders to their third consecutive Sun Belt Tournament title and doing so in front of a record-setting home crowd in the finals of the Sun Belt Championships.

Insell directed one of the most thrilling comebacks in Sun Belt Tournament history, leading Middle Tennessee to an 84-73 win over Western Kentucky after being down by as many as 14 points in the first half.

The 2005-06 campaign also saw another first in program history as three players – Givens, Tia Stovall and Krystle Horton – all joined the 1,000-point club. It marked the first time in school history three current players all were represented on

the prestigious list, and the Blue Raiders were one of only four teams in the 2006 NCAA Tournament to boast such an honor.

Middle Tennessee notched one of its biggest wins of the season when the Blue Raiders defeated traditional Big 10 power Penn State, 79-65, in the UAB Blaze Tournament in December.

With the first conference title and NCAA Tournament appearance under his belt, Insell's recruiting class was ranked 10th nationally and included current sophomores Jackie Pickel, Brandi Brown and Chelsia Lymon.

A 1977 graduate of Middle Tennessee, Insell built a high school girls basketball dynasty at nearby Shelbyville Central High School, just a 30-



Head Coach Rick Insell

minute drive from the Middle Tennessee campus. He guided the Golden Eaglettes to a record 10 TSSAA Class AAA state championships and two *USA Today* national championships (1989, 1991), as he compiled a sparkling 775-148 worksheet during his 28-year tenure.

Insell was named *USA Today* National High School Coach of the Year in 1989 and 1991 and he also was named Converse National High School Coach of the Year on two occasions (1990, 1992). A name synonymous with high school girls basketball in Tennessee, Insell's teams hold the Tennessee state records for consecutive wins with 110, consecutive state titles with four (1989-1992), most state championships for a coach with 10 (1986, 1989, 1990, 1991, 1992, 1995, 2000, 2001, 2003 and 2004), and his 1990 Golden Eaglette squad was named the Tennessee Sports Hall of Fame Team of the Year, the first high school team so honored.

For his accomplishments at Shelbyville, Insell was elected to the National High School Hall of Fame in February 2007 and was inducted with a class of 12 in July 2007. Insell is one of only six Tennesseans, including just the fourth coach, elected to the National High School Hall of Fame.

Under Insell's guidance, Shelbyville Central



Middle Tennessee won its fourth straight Sun Belt Tournament in 2006-07, earning a fourth consecutive berth in the NCAA Tournament.

won 23 district championships, 16 regional championships and appeared in the Class AAA state championship game a remarkable 15 times, winning 10. He developed six Tennessee Class AAA Miss Basketball Award recipients, 15 high school All-Americans and 57 of his players received either athletic or academic scholarships to continue their careers at the collegiate level.

While Insell built a basketball dynasty at Shelbyville during his time there, he also made sure his players got the job done in the classroom, as evidenced by his teams receiving the TSSAA Distinguished Award for Academic Success from 1989-2000, an award based on team grade-point-average. The lowest cumulative GPA at Shelbyville from 1989-00 was 3.4 and the highest was 3.98. The academic emphasis has continued during his tenure at Middle Tennessee, as the Blue Raiders posted a cumulative 3.22 GPA in Fall 2006.

Additionally, Insell's Shelbyville team received a special invitation to the Oval Office by President George H. Bush for academic and athletic achievement and his teams also have been honored in the United States Senate and House of Representatives, the Tennessee State House and Senate and by two Tennessee Governors.

Insell had high praise for the head coaching position when he accepted the position at Middle Tennessee.

"Dreams do come true," Insell said after Director of Athletics Chris Massaro announced his hiring on May 18, 2005. "It's something you think about. I'm a coach and it's all I've ever done,

from elementary to junior high to junior pro, AAU and high school. To be able to come on board at Middle Tennessee, a Division I school, that's a dream come true, not only for me, but for all of the high school coaches and junior high coaches across the country and it says if you stay in there long enough and dream big enough, one day it will eventually happen."

Insell said Middle Tennessee will be a pressing basketball team on defense and force the issue, and he added that the Blue Raiders would back down from no one on the recruiting trail.

"We are going after the best players in the state of Tennessee every year," Insell said. "If Tennessee or Vanderbilt is after them, then Middle Tennessee is going to be after them, too. We will recruit alongside of them. We are not going to be intimidated, nor will we back down because they are in the Southeastern Conference. We are Division I and they are Division I. We are going to use all of our contacts."

Insell is married to Debbie and the couple have three sons, Tom, Kyle and Matt.

Insell's Career Coaching Year-by-Year

Year	Overall	District/ Conference	Results
1977-78	20-11	8-2	
1978-79	20-10	7-3	
1979-80	22-9	10-2	
1980-81	14-13	5-5	
1981-82	27-3	10-0	
1982-83	26-3	11-1	
1983-84	26-8	11-3	State Runner-Up
1984-85	28-6	12-2	State Runner-Up
1985-86	39-0	14-0	State Championship
1986-87	33-1	14-0	
1987-88	33-4	13-1	State Runner-Up
1988-89	36-0	14-0	State Championship
1989-90	35-0	12-0	State Championship
1990-91	33-0	12-0	State Championship
1991-92	32-4	10-2	State Championship
1992-93	23-6	9-3	
1993-94	31-5	12-0	State Runner-Up
1994-95	32-2	11-1	State Championship
1995-96	23-5	10-2	
1996-97	28-4	11-1	State Runner-Up
1997-98	12-17	6-6	
1998-99	24-6	9-3	
1999-00	31-5	11-1	State Championship
2000-01	33-2	12-0	State Championship
2001-02	25-5	11-1	
2002-03	37-1	12-0	State Championship
2003-04	31-5	12-0	State Championship
2004-05	20-13	5-4	
2005-06	20-11	10-4	NCAA Tournament
2006-07	30-4	18-0	NCAA Tournament

2007-08 BASKETBALL TRENDS

Overall Record: 7-5, 2-0 SBC

When the Blue Raiders ...

Play day games	1-1
Play night games	6-4
Lead at halftime	7-1
Trail at halftime	0-3
Tied at halftime	0-1

Lead with 5:00 remaining	7-1
Trail with 5:00 remaining	0-4
Tied with 5:00 remaining	0-0
In overtime	0-0

Shoot better from field than opponent	4-0
Shoot worse from field than opponent	3-5
Shoot same from field as opponent	0-0

Shoot better from 3-point than opponent	2-3
Shoot worse from 3-point than opponent	4-2
Shoot same from 3-point as opponent	1-0

Shoot better from foul line than opponent	5-3
Shoot worse from foul line than opponent	2-2
Shoot same from foul line as opponent	0-0

Outrebound opponent	3-1
Are outrebounded by opponent	4-4
Are even in rebounds with opponent	0-0

Have more offensive rebounds than opponent	6-2
Have fewer offensive rebounds than opponent	1-2
Have the same number of offensive rebounds	0-1

Have more defensive rebounds than opponent	1-0
Have fewer defensive rebounds than opponent	5-5
Have the same number of defensive rebounds	1-0

Have more assists than opponent	5-3
Have fewer assists than opponent	2-2
Have same number of assists	0-0

Commit fewer turnovers than opponent	7-3
Commit more turnovers than opponent	0-2
Commit the same number of turnovers	0-0

Bench outscores opponent's	4-1
Bench is outscored by opponent's	3-3
Bench points are even	0-1

Shoot 50 percent or better	3-0
Shoot less than 50 percent	4-5
Allow opponent to shoot 50 percent or better	2-1
Hold opponent to below 50 percent	5-4

Starting Lineups

Abney, Barclay, Lanning, Holt, Brown	1-1
Abney, Barclay, Orr, Holt, Brown	1-0
Abney, Orr, Lanning, Holt, Brown	1-1
Lymon, Orr, Lanning, Holt, Brown	0-1
Abney, Orr, Burtts, Holt, Brown	0-1
Abney, Orr, Holt, Brown, Queen	3-1
Abney, Barclay, Holt, Brown, Queen	1-0

Points Scored/Allowed Summary

Record When Scoring		Record When Allowing	
0-0	40-49	1-0	
0-1	50-59	1-1	
2-3	60-69	5-0	
2-1	70-79	0-3	
2-0	80-89	0-1	
1-0	90-99	0-0	
0-0	100+	0-0	

Record When Margin Is ...

1 (pt.)	2	3	4	5	6
1-0	0-0	0-1	0-0	0-1	0-1
7	8	9	10-15	16-20	20+
0-0	0-1	0-0	3-0	0-0	3-1

Record By Month

Nov.	Dec.	Jan.	Feb.	March
3-2	4-3	0-0	0-0	0-0

Record By Day of the Week

Sun.	Mon.	Tue.	Wed.	Thurs.	Fri.	Sat.
1-1	1-0	0-0	2-2	0-1	1-0	2-1

Starters/Non-Starters Production Summary

	Starters	Bench
	Total/%Team	Total/% Team
Minutes	1321/.660	679/.340
Points	502/.694	221/.306
Rebounds	186/.576	137/.424

Miscellaneous Statistics

	Games	Double Figure Scoring	20-Pt. Games	Double Figure Reb(Ast)	Double Doubles
00 Lymon	12	3	0	0	0
1 Holt	12	12	8	4	4
2 Abney	12	2	0	0	0
3 Queen	12	1	0	1	0
10 Pickel	12	2	0	0	0
12 Orr	10	2	0	0	0
14 Barclay	12	2	0	0	0
21 Brown	12	4	1	0	0
22 Boyd	1	0	0	0	0
23 Burtts	10	1	0	0	0
30 Lanning	12	5	0	0	0

Free Throws -- Last 2 Minutes of the Game

	Games	FT-FTA	Pct.
Johnna Abney	2	6-6	1.000
Chelsia Lymon	1	2-2	1.000
Brandi Brown	1	2-2	1.000
Amber Holt	3	7-8	.875
Latoya Barclay	2	1-3	.333
Anne Marie Lanning	1	0-2	.000

TEAM HIGHS AND LOWS

MIDDLE TENNESSEE HIGHS

POINTS	95	at Austin Peay (12/15/07)
FG MADE	36	at Austin Peay (12/15/07)
FG ATTEMPTS	71	at Austin Peay (12/15/07)
FG PCT	.508 (33-65)	vs. Tennessee Tech (11/14/07)
3FG MADE	12, 3x	last vs. Fla. International (12/19/07)
3FG ATTEMPTS	39	at #3/6 Maryland (12/05/07)
3FG PCT	.474 (9-19)	at South Alabama (12/22/07)
FT MADE	22	vs. #8/8 LSU (12/28/07)
FT ATTEMPTS	29	vs. #8/8 LSU (12/28/07)
FT PCT	.778 (7-9)	vs. Fla. International (12/19/07)
REBOUNDS	41	at Old Dominion (11/10/07)
ASSISTS	27	at South Alabama (12/22/07)
STEALS	24	vs. Tennessee Tech (11/14/07)
BLOCKS	3, 4x	at South Alabama (12/22/07)
TURNOVERS	21	at Old Dominion (11/10/07)
FOULS	31, 2x	last at #1 Tennessee (12/13/07)

MIDDLE TENNESSEE LOWS

POINTS	54	at Chattanooga (11/28/07)
FG MADE	20	at #1 Tennessee (12/13/07)
FG ATTEMPTS	54	vs. #8/8 LSU (12/28/07)
FG PCT	.344 (22-64)	at Old Dominion (11/10/07)
3FG MADE	2	vs. Western Carolina (12/02/07)
3FG ATTEMPTS	16	vs. #8/8 LSU (12/28/07)
3FG PCT	.111 (2-18)	vs. Western Carolina (12/02/07)
FT MADE	2	at Chattanooga (11/28/07)
FT ATTEMPTS	2	at Chattanooga (11/28/07)
FT PCT	.600 (3-5)	at South Alabama (12/22/07)
REBOUNDS	26	at #1 Tennessee (12/13/07)
ASSISTS	7	vs. #8/8 LSU (12/28/07)
STEALS	2	at #3/6 Maryland (12/05/07)
BLOCKS	0	vs. #8/8 LSU (12/28/07)
TURNOVERS	8	vs. Fla. International (12/19/07)
FOULS	14, 3x	vs. #8/8 LSU (12/28/07)

The Last Time a Blue Raider ...

Scored 30+ Points

33, Amber Holt at Austin Peay (12/15/07)

Scored 40+ Points

41, Amber Holt vs. #8/8 LSU (12/28/07)

Grabbed 15+ Rebounds

15, Amber Holt at Houston (11/19/07)

Grabbed 20+ Rebounds

21, Priscilla Robinson vs. Arkansas State (12/01/90)

Made 5+ Three-pointers

6, Brandi Brown at #3/6 Maryland (12/05/07)

Tallied 10+ Assists

11, Chrissy Givens vs. Utah (03/18/06)

Had a Double-Double

18 pts, 11 reb., Amber Holt vs. Fla. International (12/19/07)

OPPONENT HIGHS

POINTS	84	#1 Tennessee (12/13/07)
FG MADE	29	at #3/6 Maryland (12/05/07)
FG ATTEMPTS	61	vs. #8/8 LSU (12/28/07)
FG PCT	.639 (23-36)	vs. Tennessee Tech (11/14/07)
3FG MADE	4	vs. #8/8 LSU (12/28/07)
3FG ATTEMPTS	12	vs. Fla. International (12/19/07)
3FG PCT	.500 (5-10)	vs. Tennessee Tech (11/14/07)
FT MADE	28	#1 Tennessee (12/13/07)
FT ATTEMPTS	37	#1 Tennessee (12/13/07)
FT PCT	.800 (16-20)	at Chattanooga (11/28/07)
REBOUNDS	53	vs. Western Carolina (12/02/07)
ASSISTS	18	at Old Dominion (11/10/07)
STEALS	12, 2x	last vs. #8/8 LSU (12/28/07)
BLOCKS	12	at Old Dominion (11/10/07)
TURNOVERS	39	at Austin Peay (12/15/07)
FOULS	26	vs. #8/8 LSU (12/28/07)

OPPONENT LOWS

POINTS	46	at South Alabama (12/22/07)
FG MADE	19	at Austin Peay (12/15/07)
FG ATTEMPTS	36	vs. Tennessee Tech (11/14/07)
FG PCT	.377 (23-61)	vs. #8/8 LSU (12/28/07)
3FG MADE	0	at Arizona (11/25/07)
3FG ATTEMPTS	6	at Arizona (11/25/07)
3FG PCT	.000 (0-6)	at Arizona (11/25/07)
FT MADE	6	vs. #8/8 LSU (12/28/07)
FT ATTEMPTS	9	vs. #8/8 LSU (12/28/07)
FT PCT	.455 (5-11)	at South Alabama (12/22/07)
REBOUNDS	25	vs. Tennessee Tech (11/14/07)
ASSISTS	9	at Austin Peay (12/15/07)
STEALS	2	vs. Western Carolina (12/02/07)
BLOCKS	0	at Chattanooga (11/28/07)
TURNOVERS	12	at #3/6 Maryland (12/05/07)
FOULS	8	at Chattanooga (11/28/07)

The Last Time the Blue Raiders ...

Scored 100+ Points

103, vs. Louisiana-Monroe (12/17/06)

Allowed 100+ Points

103, at Tennessee State (02/11/93)

Scored 50 or Less Points

50, at Tennessee Tech (12/09/04)

Held a Team Under 50 Points

49, at South Alabama (12/22/07)

Shot Better Than 55%

.596 (31-52), at Louisiana-Monroe (02/07/07)

Held Opponent Under 40%

.377 (23-61), vs. #8/8 LSU (12/28/07)

Beat an Opponent by 20+ Points

34, at South Alabama (12/22/07)

Had 45+ Rebounds

45, vs. Florida Atlantic (02/24/07)

GAME-BY-GAME LEADERS

Opponent	Result	Points	Rebounds	Assists	Steals	Blocks
at Old Dominion	L, 76-68	Barclay (17)	Queen (7)	Holt (6)	Barclay, Lymon (3)	Three with (1)
Tennessee Tech	W, 89-62	Holt (19)	Holt (5)	Lanning (4)	Lanning (7)	Holt (1)
at Houston	W, 69-68	Holt (30)	Holt (15)	Holt, Brown (4)	Holt, Lymon (3)	Brown (2)
at Arizona	W, 70-60	Holt (27)	Holt (9)	Barclay (3)	Orr, Lymon (2)	Holt (1)
at Chattanooga	L, 57-54	Holt (19)	Holt (7)	Lanning (4)	Orr (3)	Holt, Lanning (1)
Western Carolina	L, 77-71	Holt (28)	Burtts (5)	Holt (5)	Lymon, Holt (4)	Three with (1)
at #3/6 Maryland	L, 74-69	Brown (22)	Holt (10)	Holt (7)	Lymon, Queen (1)	Brown (1)
at #1/1 Tennessee	L, 84-61	Holt (28)	Burtts (5)	Holt (5)	Barclay (3)	Lanning (1)
at Austin Peay	W, 95-60	Holt (33)	Holt (14)	Holt (5)	Orr (5)	Brown (1)
Fla. International	W, 77-64	Holt (18)	Holt (11)	Holt (5)	Holt (5)	Barclay, Burtts (1)
at South Alabama	W, 80-46	Holt (27)	Holt (8)	Abney (7)	Barclay, Lymon (4)	Burtts (2)
#8/8 LSU	W, 67-56	Holt (41)	Queen (12)	Lanning (3)	Holt (4)	NA
at Louisville						
at Western Ky.						
Denver						
Florida Atlantic						
at Arkansas State						
at Troy						
New Orleans						
at La.-Monroe						
North Texas						
at La.-Lafayette						
UALR						
at Fla. International						
South Alabama						
Western Kentucky						
at Denver						
at Florida Atlantic						

INDIVIDUAL SUPERLATIVES

POINTS	41	Amber Holt vs. #8/8 LSU (12/28/07)
FIELD GOALS MADE	15	Amber Holt vs. #8/8 LSU (12/28/07)
FIELD GOAL ATT	27	Amber Holt at Houston (11/19/07)
FG PCT (min 5 made)	1.000 (5-5)	Angelique Burtts vs. Western Carolina (12/02/07)
3 PT FG MADE	6	Brandi Brown at #3/6 Maryland (12/05/07)
3 PT FG ATTEMPTS	12	Brandi Brown at #3/6 Maryland (12/05/07)
3-PT FG PCT (min 3 made)	.750 (3-4)	Emily Queen vs. Tennessee Tech (11/14/07)/Anne Marie Lanning at South Alabama (12/22/07)
FREE THROWS MADE	11	Amber Holt vs. #8/8 LSU (12/28/07)
FREE THROW ATT	12	Amber Holt vs. #8/8 LSU (12/28/07)
FT PCT (min 5 made)	.917 (11-12)	Amber Holt vs. #8/8 LSU (12/28/07)
REBOUNDS	15	Amber Holt at Houston (11/19/07)
ASSISTS	7	Amber Holt at #3/6 Maryland (12/05/07)/Johnna Abney at South Alabama (12/22/07)
STEALS	7	Anne Marie Lanning vs. Tennessee Tech (11/14/07)
BLOCKED SHOTS	2	Brandi Brown at Houston (11/19/07)/Angelique Burtts at South Alabama (12/22/07)
TURNOVERS	5	Emily Queen vs. #8/8 LSU (12/28/07)

TEAM GAME-BY-GAME

Team	Date	1st-2nd	FG-FGA	Pct.	3PT-A	Pct.	FT-A	Pct.	Rebounds			PF-Dq	A	TO	BL	ST	Backcourt	Frontcourt	Bench
									O	D	Tot.								
MT at Old Dominion	11/10/07	30-38 37-39	22-64 23-59	.344 .390	11-27 3-9	.407 .333	13-17 27-35	.765 .771	18 18	23 26	41 44	24-0 19-0	14 18	21 19	3 12	14 12	36 41	32 35	16 21
MT TENNESSEE TECH	11/14/07	58-31 24-38	33-65 23-36	.508 .639	12-26 5-10	.462 .500	11-18 11-22	.611 .500	15 5	14 20	29 25	23-0 20-0	13 11	19 33	1 3	24 5	51 36	38 26	38 23
MT at Houston	11/19/07	41-28 34-34	28-65 25-52	.431 .481	8-24 3-9	.333 .333	5-8 15-19	.625 .789	22 16	15 16	37 32	21-0 13-0	18 12	19 21	3 5	14 9	31 42	38 26	24 36
MT at Arizona	11/25/07	32-38 30-30	26-60 25-45	.433 .556	7-26 0-6	.269 .000	11-16 10-13	.688 .769	14 8	13 20	27 28	14-0 16-0	9 16	14 20	1 1	8 4	35 12	35 48	13 24
MT at Chattanooga	11/28/07	29-25 28-29	23-64 18-42	.359 .429	6-29 5-14	.207 .357	2-2 16-20	1.000 .800	12 9	19 29	31 38	23-1 8-0	14 11	10 18	2 0	6 4	33 25	21 32	5 21
MT WESTERN CAROLINA	12/02/07	37-34 37-40	27-68 24-52	.397 .462	2-18 4-10	.111 .400	15-24 25-35	.625 .714	15 20	12 33	27 53	31-2 21-1	13 12	11 26	3 2	12 2	22 47	49 30	25 25
MT at #3/6 Maryland	12/05/07	29-40 35-39	27-70 29-52	.386 .558	12-39 3-11	.308 .273	3-4 13-21	.750 .619	20 10	20 24	40 34	23-0 12-1	18 13	13 12	1 3	2 4	26 28	43 46	25 7
MT at #1/1 Tennessee	12/13/07	30-31 39-45	20-55 26-55	.364 .473	11-24 4-10	.458 .400	10-13 28-37	.769 .757	11 21	15 26	26 47	31-3 20-0	14 15	17 19	1 4	10 6	28 17	33 67	5 20
MT at Austin Peay	12/15/07	36-59 23-37	36-71 19-41	.507 .463	8-24 4-11	.333 .364	15-22 18-31	.682 .581	15 11	18 24	33 35	27-2 19-0	16 9	15 39	1 3	20 3	42 14	53 46	35 23
MT FLA. INTERNATIONAL	12/19/07	36-41 28-36	29-69 23-56	.420 .411	12-37 5-12	.324 .417	7-9 13-17	.778 .765	14 18	18 27	32 45	16-0 12-0	17 13	8 23	2 2	13 3	39 41	38 23	30 17
MT at South Alabama	12/22/07	39-41 19-27	34-67 20-47	.507 .426	9-19 1-10	.474 .100	3-5 5-11	.600 .455	12 7	23 23	35 30	14-0 10-0	27 11	12 26	3 4	18 7	32 34	48 12	34 19
MT #8/8 LSU	12/28/07	25-42 22-34	21-54 23-61	.389 .377	3-16 4-14	.188 .286	22-29 6-9	.759 .667	12 15	26 24	38 39	14-0 26-2	7 13	17 21	0 4	10 12	17 47	50 9	7 16

Exhibition **Murphy Center (1,681)**
NORTH ALABAMA **36**
MIDDLE TENNESSEE **82**

Nov. 1, 2007 - Murfreesboro, Tenn.

UNA	FG	3FG	FT	REB	F	TP	A	T	B	S	MIN
15 Rutherford*	4-11	0-0	1-1	3-2-5	2	9	0	0	0	1	26
20 Malone*	0-1	0-1	0-0	0-1-1	1	0	0	5	0	0	16
22 Godsey*	0-1	0-1	1-2	0-2-0	0	1	3	7	0	0	29
23 Ashford*	0-3	0-2	0-0	0-4-4	2	0	0	3	0	0	14
34 Inmon*	2-8	0-0	7-8	0-5-3	3	11	1	6	0	1	31
01 McCleary	0-3	0-1	0-1	0-1-1	2	0	0	5	0	0	23
03 Rhoden	0-0	0-0	0-0	0-0-0	0	0	1	0	0	0	2
05 Cliff	0-1	0-0	1-2	0-2-2	1	1	0	0	1	1	18
10 Moore	0-0	0-0	0-0	0-0-0	1	0	0	1	0	0	3
14 Strucher	1-4	0-1	0-2	1-1-2	1	2	0	1	0	0	9
21 Lawrence	3-10	0-1	2-2	1-2-3	3	8	0	4	1	0	15
52 Abrams	2-3	0-0	0-0	0-1-1	3	4	0	0	0	1	14
TEAM	2-2-4		2								
Totals.....	12-45	0-7	12-18	7-23-30	19	36	4	35	2	4	200
FG	1st (7-22) 31.8		2nd (5-23) 21.7		Game (26.7)						
3FG	1st (0-5) 0.0		2nd (0-2) 0.0		Game (0.0)						
FT	1st (7-9) 77.8		2nd (5-9) 55.6		Game (66.7)						

MT	FG	3FG	FT	REB	F	TP	A	T	B	S	MIN
01 Holt*	6-15	0-3	0-0	7-7-14	2	12	2	1	0	1	19
02 Abney*	0-2	0-2	0-0	1-1-2	2	0	1	2	0	0	18
14 Barclay*	3-6	0-3	0-0	2-1-3	2	6	4	1	0	1	16
21 Brown*	3-8	1-2	2-3	2-3-5	3	9	5	3	1	1	30
30 Lanning*	4-14	2-4	8-8	4-2-6	2	18	4	1	1	4	30
00 Lymon	4-9	1-4	1-4	0-2-2	2	10	2	2	1	4	23
03 Queen	2-3	0-1	7-8	1-3-4	3	11	0	4	0	1	20
10 Pickel	1-3	0-2	0-0	1-6-7	2	2	1	3	0	3	22
22 Boyd	2-7	1-5	0-0	1-1-2	1	5	0	1	1	1	11
23 Burts	4-5	1-2	0-2	2-0-2	2	9	0	0	0	3	11
TEAM	3-4-7		3-4-7								
Totals.....	29-72	6-28	18-25	24-30-54	21	82	19	18	4	19	200
FG	1st (13-39) 33.3		2nd (16-33) 48.5		Game (40.3)						
3FG	1st (3-16) 18.8		2nd (3-12) 25.0		Game (21.4)						
FT	1st (4-6) 66.7		2nd (14-19) 73.7		Game (72.0)						

Officials: Felicia Grinter, Robin Orr, Cole Womack
Technical fouls: North Alabama-None, Middle Tennessee-None.
Score by Periods

	1st	2nd	Total
North Alabama	21	15	36
Middle Tennessee	33	49	82

Freshman Anne Marie Lanning scored 18 points, leading four double figure scorers, and senior Amber Holt netted 12 points and grabbed 14 rebounds in just 19 minutes of action, as Middle Tennessee defeated North Alabama, 82-36, in women's exhibition action Thursday night at Murphy Center.

Middle Tennessee scored 20 of the game's first 22 points, but went cold late in the half and led just 31-22 at the break. But the Blue Raiders went on a 21-3 run to start the second half and pull away from the Lions.

Middle Tennessee won the battle of the boards, 54-30, with Holt leading with way with her 14 caroms, including 12 in the first half. Freshman Emily Queen scored 11 points and sophomore Chelsia Lymon added 10 for the Blue Raiders in front of 1,681 in the first of two exhibition games over the next five days.

The Blue Raiders scored 20 of the game's first 22 points, including an 11-0 run to start the game over the first three minutes. Amber Rutherford netted UNA's first basket at the 16:45 mark and she also scored the Lions second bucket at 13:48.

UNA got back into the game when Middle Tennessee went six minutes with just one basket. The Lions put together a 14-5 run over an eight minute stretch to pull within 29-21, but the Blue Raiders scored the final four points of the half on free throws, two each from Lanning and Queen.

Holt scored eight points and grabbed 12 rebounds in the first half, while Lanning added seven points.

In the second half Lanning netted eight of her 18 points during the 21-3 run, while Holt and Latoya Barclay each added four. Lanning was a perfect 8-for-8 at the foul line in the contest, grabbed six rebounds, dished out four assists and made four steals.

Sophomore Jackie Pickel had seven rebounds for the Blue Raiders, sophomore Brandi Brown added nine points and five boards, and redshirt freshman Angelique Burts netted nine points in her first career game.

Exhibition **Murphy Center (1,355)**
HENDERSON STATE **49**
MIDDLE TENNESSEE **108**

Nov. 5, 2007 - Murfreesboro, Tenn.

HSU	FG	3FG	FT	REB	F	TP	A	T	B	S	MIN
01 Ellis*	1-5	1-3	0-1	0-2-2	4	3	3	3	0	0	19
05 Hall*	2-4	0-0	5-6	3-2-5	2	9	1	3	0	1	31
11 Hall*	1-5	0-2	1-4	1-1-2	5	3	1	1	0	0	22
32 Williams*	3-4	2-3	1-2	1-1-2	4	9	1	7	0	0	31
33 Smith*	2-3	1-1	0-0	1-3-4	2	5	0	2	0	1	32
10 Bottoms	3-8	2-4	6-6	1-1-2	3	14	1	4	0	1	19
12 Harris	0-3	0-1	0-0	0-0-0	3	0	0	6	0	0	14
21 Berrien	0-2	0-1	0-0	0-1-1	4	0	1	5	0	1	15
22 Allen	0-0	0-0	4-4	0-1-1	1	4	0	1	0	0	7
34 Davis	1-4	0-0	0-0	0-0-0	2	2	0	0	0	0	10
TEAM	0-7-7		1								
Totals.....	13-38	6-15	17-23	7-19-26	30	49	8	33	0	4	201
FG	1st (8-22) 36.4		2nd (5-16) 31.3		Game (34.2)						
3FG	1st (4-9) 44.4		2nd (2-6) 33.3		Game (40.0)						
FT	1st (3-4) 75.0		2nd (14-19) 73.7		Game (73.9)						

MT	FG	3FG	FT	REB	F	TP	A	T	B	S	MIN
00 Lymon*	2-4	2-3	0-0	0-4-4	2	6	5	2	0	1	15
01 Holt*	6-8	0-0	10-11	3-0-3	2	22	2	1	0	1	26
10 Pickel*	4-11	2-8	0-1	2-1-3	2	10	3	2	0	2	19
21 Brown*	0-3	0-2	1-2	1-2-3	2	1	1	2	0	1	24
30 Lanning*	7-15	3-6	4-5	2-2-4	1	21	4	3	0	3	26
02 Abney	5-10	5-10	0-0	0-0-0	4	15	2	1	0	1	25
03 Queen	2-8	0-0	0-0	5-5-10	2	4	3	0	0	0	17
14 Barclay	2-5	0-3	3-4	2-4-6	1	7	4	2	0	3	21
22 Boyd	3-5	3-5	2-2	1-1-2	3	11	2	1	0	2	14
23 Burts	3-3	0-0	5-6	4-3-7	3	11	0	1	0	0	13
TEAM	3-0-3		3-0-3								
Totals.....	34-72	15-37	25-31	23-22-45	22	108	26	15	0	14	200
FG	1st (9-28) 32.1		2nd (25-44) 56.8		Game (47.2)						
3FG	1st (4-16) 25.0		2nd (11-21) 52.4		Game (40.5)						
FT	1st (16-19) 84.2		2nd (9-12) 75.0		Game (80.6)						

Officials: Dock Sisk, Troy Winders, Charlie Hust
Technical fouls: Henderson State-None, Middle Tennessee-None.
Score by Periods

	1st	2nd	Total
Henderson State	23	26	49
Middle Tennessee	38	70	108

Amber Holt scored 22 points and Anne Marie Lanning added 21, leading six double-figure scorers, and Middle Tennessee hit 15 3-pointers in the contest, as the Blue Raiders rolled to a 108-49 victory over Henderson State Monday night in women's basketball exhibition action at Murphy Center.

Middle Tennessee took advantage of aggressive play from Henderson State, who committed 30 personal fouls in the contest, putting the Blue Raiders at the foul line 31 times. Holt hit 10-of-11 at the foul line and Middle Tennessee made 25-of-31 as a team.

The Blue Raiders struggled from the field in a very sloppy first half, hitting just 32 percent from the floor and 25 percent from 3-point range. The Lady Reddies committed 18 personal fouls in the half, allowing Middle Tennessee to shoot 19 free throws in the opening 20 minutes, of which the Blue Raiders made 16.

Holt was 8-of-9 from the foul line and tallied 14 points in the half, while Lanning had nine points and Emily Queen grabbed seven rebounds.

In the second half Middle Tennessee turned up the defensive pressure and scored 70 points over the final 20 minutes, shooting 57 percent from the field and 52 percent from behind the arc. The Blue Raiders forced 18 second half turnovers and turned them into 32 points.

Middle Tennessee opened the second half with a 15-4 run, highlighted by six points from Holt. The Blue Raiders made 11 trifectas in the second half, including five from Johanna Abney, who finished with 15 points.

Queen grabbed a game-high 10 boards, while Morgan Boyd and Angelique Burts both scored 11 points and Jackie Pickel added 10. Burts also had seven rebounds in just 13 minutes of action.

Game 1 **Constant Conv. Center (2,962)**
MIDDLE TENNESSEE **68**
OLD DOMINION **76**

Nov. 10, 2007 - Norfolk, Va.

MT (0-1)	FG	3FG	FT	REB	F	TP	A	T	B	S	MIN
01 Holt*	5-15	1-2	3-5	2-4-6	4	14	6	2	0	2	22
21 Brown*	5-11	3-7	0-0	2-2-4	2	13	1	1	0	1	35
02 Abney*	1-3	1-3	0-0	1-1-2	4	3	0	4	0	0	20
14 Barclay*	6-9	3-5	2-2	3-1-4	4	17	3	3	1	3	31
30 Lanning*	0-6	0-1	5-6	3-3-6	1	5	1	4	1	2	26
00 Lymon	1-6	0-2	0-0	0-1-1	2	2	3	1	0	3	21
03 Queen	0-4	0-0	3-4	3-4-7	2	3	0	4	1	1	16
10 Pickel	3-7	3-7	0-0	0-2-2	2	9	0	0	0	2	22
23 Burts	1-3	0-0	0-0	2-1-3	3	2	0	1	0	0	7
TEAM	2-4-6		1								
Totals.....	22-64	11-27	13-17	18-23-41	24	68	14	21	3	14	200
FG	1st (8-29) 27.6		2nd (14-35) 40.0		Game (34.4)						
3FG	1st (3-10) 30.0		2nd (8-17) 47.1		Game (40.7)						
FT	1st (11-14) 78.6		2nd (2-3) 66.7		Game (76.5)						

ODU (1-0)	FG	3FG	FT	REB	F	TP	A	T	B	S	MIN
44 Pym*	4-5	0-0	0-0	1-5-6	4	8	0	0	1	1	21
45 Green*	2-6	0-0	8-9	2-6-8	4	12	2	2	4	0	22
04 Walters*	0-2	0-0	1-3	0-1-1	2	1	7	7	0	1	26
11 Williams*	5-11	0-0	5-6	5-4-9	2	15	4	2	4	3	35
23 Jordan*	5-13	3-8	6-7	2-1-3	1	19	2	2	0	0	38
02 Parker	1-3	0-0	4-7	1-2-3	2	6	2	2	0	3	13
05 Voronina	0-1	0-0	0-0	1-0-1	1	0	0	0	0	0	1
12 Nuzzo	0-2	0-1	0-0	1-0-1	2	0	0	1	0	1	9
24 Canady	6-13	0-0	1-1	0-3-3	1	13	0	0	3	3	23
25 Little	0-0	0-0	0-0	0-1-1	0	0	0	2	0	0	1
35 Green	0-3	0-0	2-2	2-3-5	0	2	1	1	0	0	11
TEAM	3-0-3		3-0-3								
Totals.....	23-59	3-9	27-35	18-26-44	19	76	18	19	12	12	200
FG	1st (10-33) 30.3		2nd (13-26) 50.0		Game (39.0)						
3FG	1st (1-5) 20.0		2nd (2-4) 50.0		Game (33.3)						
FT	1st (16-20) 80.0		2nd (11-15) 73.3		Game (77.1)						

Officials: Denise Brooks-Clauser, John Ormsinski, Pamela Fisher
Technical fouls: Middle Tennessee-None, Old Dominion-None.
Score by Periods

	1st	2nd	Total
Middle Tennessee	30	38	68
Old Dominion	37	39	76

For 32 minutes, Middle Tennessee looked out-of-place and out-of-sync Saturday night against Old Dominion. But then the Blue Raiders dialed up the defense, forcing five straight turnovers and cutting the deficit to three points, but Old Dominion pulled away in the end en route to a 76-68 season-opening victory at the Ted Constant Convocation Center.

Middle Tennessee (0-1) trailed by as many

Game 2 **Murphy Center (2,614)**
TENNESSEE TECH 62
MIDDLE TENNESSEE 89

Nov. 14, 2007 - Murfreesboro, Tenn.

TTU (1-1)	FG	3FG	FT	REB	F	TP	A	T	B	S	MIN
00 Tyler*	2-5	0-1	4-6	1-0-1	2	8	2	4	1	1	18
20 Rogers*	4-8	2-4	0-3	0-1-1	3	10	3	6	0	0	28
31 Price*	0-0	0-0	2-5	0-2-2	3	2	1	1	0	0	29
33 Reed*	5-5	2-2	1-2	1-5-6	1	13	1	2	1	1	36
42 Lyons*	3-6	0-0	0-0	1-0-1	3	6	2	6	1	0	26
01 BOWENS	1-2	0-0	0-0	0-2-2	2	2	1	4	0	1	16
11 Mendenhall	3-5	1-3	3-4	0-4-4	2	10	1	6	0	1	23
15 White	5-5	0-0	1-2	1-3-4	4	11	0	2	0	1	19
24 Hensley	0-0	0-0	0-0	0-1-1	0	0	0	2	0	0	6
TEAM	1-2-3										
Totals.....	23-36	5-10	11-22	5-20-25	20	62	11	33	3	5	200
FG	1st (7-15) 46.7		2nd (16-21) 76.2		Game (63.9)						
3FG	1st (2-6) 33.3		2nd (3-4) 75.0		Game (50.0)						
FT	1st (8-16) 50.0		2nd (3-6) 50.0		Game (50.0)						

MT (1-1)	FG	3FG	FT	REB	F	TP	A	T	B	S	MIN
01 Holt*	9-14	1-1	0-0	3-2-5	2	19	3	1	1	2	23
02 Abney*	1-3	1-3	0-0	0-0-0	1	3	2	3	0	4	20
14 Barclay*	4-7	1-3	2-2	2-1-3	3	11	0	3	0	1	29
21 Brown*	2-5	0-0	2-2	2-2-4	3	6	1	4	0	1	26
30 Lanning*	4-10	2-3	2-6	1-2-3	1	12	4	1	0	7	33
00 Lymon	5-11	2-5	3-4	2-1-3	2	15	1	2	0	4	20
03 Queen	3-5	3-4	0-0	0-4-4	4	9	0	2	0	1	18
10 Pickel	4-7	2-5	1-2	2-0-2	4	11	0	1	0	2	19
22 Boyd	1-3	0-2	1-2	1-1-2	2	3	0	0	0	0	4
23 Burts	0-0	0-0	0-0	0-1-1	1	0	2	1	0	2	8
TEAM	2-0-2										
Totals.....	33-65	12-26	11-18	15-14-29	23	89	13	19	1	24	200
FG	1st (22-38) 57.9		2nd (11-27) 40.7		Game (50.8)						
3FG	1st (9-16) 56.3		2nd (3-10) 30.0		Game (46.2)						
FT	1st (5-8) 62.5		2nd (6-10) 60.0		Game (61.1)						

Officials: Dock Sisk, Erica Bradley, Troy Winders
 Technical fouls: Tennessee Tech-None. Middle Tennessee-None.
Score by Periods 1st 2nd Total
 Tennessee Tech 24 38 62
 Middle Tennessee 58 31 89

It didn't take long for MTSU to set the tempo for its home opener against Tennessee Tech Wednesday night at Murphy Center.

It didn't take long, either, for the Lady Raiders to race out to a 89-62 rout before a crowd of 2,614.

MTSU hit seven of its first 10 shots, which proved to be a sign of things to come as the Lady Raiders drained 12 3-pointers and shot 51 percent from the field.

"Anytime you shoot the ball like we shot it, and we got some good looks and kept knocking them down, you're going to have a chance to have a good night," said MTSU coach Rick Insell. "Overall, I was pleased with our intensity."

MTSU forced 33 Golden Eagle turnovers, including 20 in the first half.

Tennessee Tech continuously struggled to get the ball in the half-court against the Lady Raiders' pressure defense. The Golden Eaglettes managed just eight shots in the first 12 minutes and only 15 in the first half.

"We take a lot of pride in our press and we were able to contain the ball," said MTSU sophomore guard Chelsia Lymon, who had four of MTSU's 24 steals. "They're a good team with good shooters, and we did a good job rotating."

Seven different Lady Raiders hit 3-pointers and five players hit for double figures, led by senior forward Amber Holt's 19. Freshman Emily Queen hit three 3-pointers, while Lymon, Anne Marie Lanning and Jackie Pickel hit two apiece.

"Hopefully we won't ever start off shooting like we did against Old Dominion," Pickel said of the Lady Raiders' shooting woes in a 76-68 season-opening loss Saturday. "When one of us hits one, we do gravitate and feel the energy off each other."

MTSU led 58-24 at halftime and went ahead by as many as 44 points in the second half, when it outscored Tennessee Tech 16-6 in the first five minutes. However, the Lady Raiders scored just 15 points in the final 15 minutes.

"We changed our press in the second half," Insell said, "but we needed to work on some things that we'll have to do later. We gave up some easy baskets, but they were things we needed to work on."

"We've got a lot of work to do, but it was a good win tonight." Queen had 15 points, while Lanning had 12 and Latoya Barclay 11. Queen netted nine.

Tennessee Tech (1-1) was led by Cara Reed's 13 points, while freshman and former Smyrna standout Jasmine White netted 11. The Golden Eaglettes shot 64 percent (23-of-36) but were obviously plagued by the 33 floor mistakes.

Game 3 **Hofheinz Pavilion (452)**
MIDDLE TENNESSEE 69
HOUSTON 68

Nov. 19, 2007 - Houston, Texas

MT (2-1)	FG	3FG	FT	REB	F	TP	A	T	B	S	MIN
01 Holt*	13-27	1-5	3-4	7-8-15	2	30	4	4	1	3	37
21 Brown*	2-9	2-7	0-0	2-0-2	3	6	4	3	2	2	29
02 Abney*	1-4	1-2	0-0	0-0-0	3	3	2	3	0	2	24
12 Orr*	3-4	0-0	0-2	4-1-5	2	6	3	1	0	1	28
14 Barclay*	0-2	0-2	0-0	0-1-1	4	0	1	3	0	0	14
00 Lymon	3-7	2-3	0-0	0-0-0	1	8	2	1	0	3	16
03 Queen	1-3	0-0	0-0	4-0-4	1	2	1	2	0	1	14
10 Pickel	1-3	1-3	0-0	0-0-0	3	3	0	0	0	0	11
30 Lanning	4-6	1-2	2-2	1-3-4	2	11	1	2	0	2	27
TEAM	4-2-6										
Totals.....	28-65	8-24	5-8	22-15-37	21	69	18	19	3	14	200
FG	1st (17-39) 43.6		2nd (11-26) 42.3		Game (43.1)						
3FG	1st (7-16) 43.8		2nd (1-8) 12.5		Game (33.3)						
FT	1st (0-0) 0.0		2nd (5-8) 62.5		Game (62.5)						

UH (1-3)	FG	3FG	FT	REB	F	TP	A	T	B	S	MIN
05 Mason*	1-3	0-0	0-0	4-4-8	1	2	3	5	1	2	28
15 Meyers*	1-3	0-0	2-2	2-3-5	4	4	1	3	1	0	16
33 James*	0-0	0-0	0-1	0-0-0	0	0	0	2	0	0	4
23 Jackson*	4-12	0-2	7-8	1-4-5	0	15	1	2	0	2	37
30 McIntyre*	5-14	0-3	1-2	1-1-2	2	11	5	0	0	3	40
02 Morton	1-2	0-0	0-0	0-1-1	1	2	0	3	0	0	10
11 Scott	5-9	3-4	1-1	0-1-1	2	14	1	3	0	1	7
21 Joseph	1-1	0-0	0-0	0-0-0	2	0	0	0	0	0	5
24 Taylor	7-7	0-0	4-5	2-2-4	2	18	1	0	2	0	26
25 Obaze	0-1	0-0	0-0	0-0-0	1	0	0	0	1	1	22
34 Johnson	0-0	0-0	0-0	0-0-0	0	0	0	3	0	0	3
51 Hill	0-0	0-0	0-0	0-0-0	0	0	0	0	0	0	2
TEAM	6-0-6										
Totals.....	25-52	3-9	15-19	16-16-32	13	68	12	21	5	9	201
FG	1st (12-21) 57.1		2nd (13-31) 41.9		Game (48.1)						
3FG	1st (0-3) 0.0		2nd (3-6) 50.0		Game (33.3)						
FT	1st (10-10) 100		2nd (5-9) 55.6		Game (78.9)						

Officials: Tommy Salerno, Robert Trammell, Felicia Grinter
 Technical fouls: Middle Tennessee-None. Houston-None.
Score by Periods 1st 2nd Total
 Middle Tennessee 41 28 69
 Houston 34 34 68

Amber Holt recorded her fourth career double-double with career-highs of 30 points and 15 rebounds, including nine straight points in the second half when the game was tied, as Middle Tennessee held on for a 69-68 victory over Houston Monday night at Hofheinz Pavilion.

Houston's Tye Jackson and Twiggy McIntyre had potential game-winning shots in the final 10 seconds of the game. The Cougars scored the final 10 points of the game over two minutes.

The Blue Raiders put together a 20-9 run after Houston tied the contest at 49 with 12:53 remaining in the contest. At that point Holt took over, hitting four straight buckets plus a free throw and then hit Anne Marie Lanning for a layup on the next possession.

Lanning had two free throws of her own on the next trip down the floor to extend the lead to 60-49 for the Blue Raiders, but Houston had a mad rush at the end, highlighted by a pair of 3-pointers from Brittney Scott. Courtney Taylor also had two layups in the final minute after a Blue Raider turnover and a missed shot.

After another Middle Tennessee (2-1) miscue, Jackson brought the ball up the floor with nine seconds remaining, but her jumper in the lane was short and missed the rim completely. McIntyre grabbed the rebound and tried to come from underneath the basket for a shot, but it fell harmlessly on the floor as the buzzer sounded and Middle Tennessee escaped.

Lanning scored 11 points for the Blue Raiders, while Taylor came off the bench to lead the Cougars with 18 points. Jackson added 15 points, while Scott had 14 and McIntyre scored 11.

After missing its first four shots of the game, turning the ball over four times in the first four-plus minutes and failing to score, the Blue Raiders found the range from the field, hitting six of their next 11 shots, including four 3-pointers, for a 16-9 advantage at the 12-minute media timeout.

Middle Tennessee raced out to a 14-point advantage after an Emily Queen putback with 8:15 remaining in the half, prompting a Cougars timeout. Houston cut the deficit in half at intermission thanks to three straight buckets from McIntyre, and the Blue Raiders headed to the locker room with a 41-34 advantage.

After missing their first three 3-pointers of the half, the Blue Raiders were 7-of-13 over the remaining 15 minutes. Holt scored 31 points and Chelsia Lymon had eight off the bench before the break.

UH scored 15 of the first 23 points after halftime, knotting the contest at 49 after a steal and layup from McIntyre, before Holt scored on four straight possessions to give the Blue Raiders the lead for good.

Game 4 **McKale Center (1087)**
MIDDLE TENNESSEE 70
ARIZONA 60

Nov. 25, 2007 - Tucson, Ariz.

MT (3-1)	FG	3FG	FT	REB	F	TP	A	T	B	S	MIN
21 Brown*	3-6	2-3	0-0	3-2-5	1	8	0	3	0	0	30
01 Holt*	10-15	0-2	7-9	5-4-9	2	27	1	2	1	1	39
02 Abney*	3-5	3-5	2-2	0-0-0	3	11	2	3	0	0	26
12 Orr*	3-7	0-2	0-0	2-0-2	3	6	1	1	0	2	26
30 Lanning*	2-5	1-3	0-0	1-1-2	1	5	0	0	0	1	16
00 Lymon	1-5	0-2	0-0	0-0-0	2	2	2	1	0	2	14
03 Queen	0-1	0-0	0-0	0-0-0	0	0	0	0	0	0	7
10 Pickel	2-8	0-5	0-0	1-1-2	1	4	0	0	0	0	14
14 Barclay	2-8	1-4	2-5	1-2-3	0	7	3	0	0	1	25
23 Burts	0-0	0-0	0-0	0-0-0	1	0	0	1	0	0	3
TEAM	1-3-4										
Totals.....	26-60	7-26	11-16	14-13-27	14	70	9	14	1	8	200
FG	1st (12-35) 34.3		2nd (14-25) 56.0		Game (43.3)						
3FG	1st (5-18) 27.8		2nd (2-8) 25.0		Game (26.9)						
FT	1st (3-4) 75.0		2nd (8-12) 66.7		Game (68.8)						

UA (2-4)	FG	3FG	FT	REB	F	TP	A	T	B	S	MIN
21 Neabors*	4-8	0-3	2-2	0-3-3	2	10	4	4	0	0	33
23 Neabors*	5-6	0-0	0-0	0-0-0	3	10	2	6	0	1	37
32 Njankou*	2-5	0-0	2-2	1-3-4	1	6	0	2	0	0	24
12 Whisonant*	3-6	0-1	2-4	1-6-7	4	8	8	3	0	2	38
13 Dickey*	0-3	0-2	2-2	0-0-0	3	2	1	0	0	1	20
02 O'Bryan	0-0	0-0	0-0	0-0-0	0	0	0	1	0	0	3
03 Ibekeu	10-11	0-0	2-3	3-4-7	3	22	0	3	0	0	23
30 McGee	1-6	0-0	0-0	0-4-4	0	2	1	1	1	0	22
TEAM	3-0-3										
Totals.....	25-45	0-6	10-13	8-20-28	16	60	16	20	1	4	200
FG	1st (11-16) 68.8		2nd (14-29) 48.3		Game (55.6)						
3FG	1st (0-3) 0.0		2nd (0-3) 0.0		Game (0.0)						
FT	1st (8-11) 72.7		2nd (2-2) 100		Game (76.9)						

Officials: Michael Price, Kyle Bacon, Penny Davis
 Technical fouls: Middle Tennessee-None. Arizona-None.
Score by Periods 1st 2nd Total
 Middle Tennessee 32 38 70
 Arizona 30 30 60

Amber Holt scored 2

Game 5 **McKenzie Arena (1,880)**
MIDDLE TENNESSEE 54
CHATTANOOGA 57

Nov. 28, 2007 - Chattanooga, Tenn.

MT (3-2)	FG	3FG	FT	REB	F	TP	A	T	B	S	MIN
01 Holt*	9-21	1-4	0-0	4-3-7	4	19	1	1	1	0	40
02 Abney*	2-4	1-3	2-2	0-0-0	5	7	1	2	0	1	15
12 Orr*	5-10	1-2	0-0	2-2-4	3	11	2	3	0	3	28
21 Brown*	1-4	0-3	0-0	1-3-4	3	2	3	0	0	0	27
30 Lanning*	4-12	2-7	0-0	1-2-3	0	10	4	1	1	0	26
00 Lymon	0-2	0-2	0-0	2-3-5	3	0	0	1	0	2	26
03 Queen	0-3	0-2	0-0	1-0-1	4	0	1	1	0	0	13
10 Pickel	1-4	1-3	0-0	0-0-0	1	3	0	0	0	0	11
14 Barclay	1-4	0-3	0-0	0-0-0	0	2	2	0	0	0	14
TEAM				1-6-7							
Totals.....	23-64	6-29	2-2	12-19-31	23	54	14	10	2	6	200
FG	1st (11-31) 35.5			2nd (12-33) 36.4							Game (35.9)
3FG	1st (5-17) 29.4			2nd (1-12) 8.3							Game (20.7)
FT	1st (2-2) 100			2nd (0-0) 0.0							Game (100)

UTC (5-2)	FG	3FG	FT	REB	F	TP	A	T	B	S	MIN
10 Hall*	2-3	0-0	3-5	0-1-1	1	7	5	2	0	1	40
12 Hand*	1-5	1-5	0-0	0-1-1	0	3	2	0	0	0	27
15 Wade-Fray*	3-8	1-3	2-2	1-6-7	0	9	1	2	0	1	21
40 Anderson*	1-5	0-0	6-6	1-4-5	3	8	1	5	0	1	21
50 Hollinquest*	4-6	0-0	1-2	4-7-11	3	9	1	5	0	0	38
04 Hatchett	1-5	1-3	2-2	1-3-4	0	5	0	1	0	0	20
14 Mohr	0-1	0-0	1-2	0-0-0	1	1	1	0	0	1	13
32 Spann	3-5	1-2	0-0	0-3-3	0	7	0	1	0	0	10
44 Ogan	3-4	1-1	1-1	1-0-1	0	8	0	1	0	0	10
TEAM				1-4-5							
Totals.....	18-42	5-14	16-20	9-29-38	8	57	11	18	0	4	200
FG	1st (11-23) 47.8			2nd (7-19) 36.8							Game (42.9)
3FG	1st (3-9) 33.3			2nd (2-5) 40.0							Game (35.7)
FT	1st (3-5) 60.0			2nd (1-15) 86.7							Game (80.0)
Officials:	Wesley Dean, Alicia Walker, Lisa Ruggs										
Technical fouls:	Middle Tennessee-None. Chattanooga-TEAM.										
Score by Periods	1st	2nd	Total								
Middle Tennessee	29	25	54								
Chattanooga	28	29	57								

Basketball seasons afford teams to learn a lot of valuable lessons. MTSU's Lady Raiders learned one Wednesday night when they lost 57-54 at Chattanooga The McKenzie Center.

"We came out sluggish in the second half and it was like we didn't care," said senior forward Amber Holt. "I think we learned if you come out like that you're going to get your butt kicked big time."

The sluggishness in reference came early in the second half when MTSU missed five straight 3-point attempts and made just two of its first 12 field goal attempts.

The Lady Raiders (3-2) led 29-28 at halftime, but fell behind 32-31 early in the second half and never regained the lead.

"We didn't execute," said senior guard Starr Orr. "We had people pass up shots, we didn't rebound and we didn't execute."

MTSU trailed 45-41 with eight minutes left before Holt scored back-to-back baskets to tie the game with 6:04 left.

Chattanooga's Jenaya Wade-Fray hit a 3-pointer out of the corner with 2:11 remaining and MTSU never got closer than two points.

"They've got a very good basketball team and I knew they felt they had something to prove after a bad second half against Louisville the other night," said MTSU coach Rick Insell. "They played hard, we played hard and they had some kids make some plays down the stretch."

Added Chattanooga coach Wes Moore: "It was a good win. ... I told them that this was a game we could take if we took care of the little things."

MTSU made just 6-of-29 3-pointers, while Chattanooga hit 5-of-14. The Lady Raiders shot just two free throws — both coming after Moore was hit with a technical foul in the first half. The Lady Mocs cashed in on 16-of-20 attempts at the free throw line.

"I don't know if I've ever played a game — from junior pro, to middle school, to coaching high school, to coaching here — that we shot two free throws," Insell said. "... Wes gave us those and we appreciate it."

"That's not the difference in the game, but I've never seen that. They had a good game plan and they made the tough plays."

MTSU was outrebounded 38-31 — another statistic Holt pointed to as a difference in the outcome.

"We just need our five to step up and rebound," she said. "Basically, we need to rebound better. Hopefully the next game we'll come ready."

Added Orr: "We've got to box out better and we've got to help Amber rebound."

Holt led the Lady Raiders with 19 points and seven boards, while Orr scored 11. Freshman Anne Marie Lanning netted 10 points, all in the first half.

Game 6 **Murphy Center (3,806)**
WESTERN CAROLINA 77
MIDDLE TENNESSEE 71

Dec. 2, 2007 - Murfreesboro, Tenn.

WCU (5-1)	FG	3FG	FT	REB	F	TP	A	T	B	S	MIN
10 Dawson*	1-1	0-0	12-12	0-1-1	2	14	2	5	0	0	24
21 Keith*	1-10	1-1	0-0	5-6-11	2	3	3	2	0	0	26
23 Powell*	5-10	3-5	4-8	1-1-2	0	17	1	0	0	0	24
32 Johnson*	4-7	0-1	4-4	7-13-20	3	12	2	3	2	1	31
44 Eaton*	3-5	0-0	0-2	1-3-4	5	6	0	2	0	0	9
03 Swayne	1-2	0-1	1-2	2-2-4	0	3	1	2	0	0	11
05 Pellom	2-5	0-2	4-7	0-3-3	3	8	1	10	0	1	23
13 Clarke	3-6	0-0	0-0	1-0-1	2	6	2	0	0	0	9
33 Feemster	3-5	0-0	0-0	0-2-2	1	6	0	0	0	0	29
35 Johnson	1-1	0-0	0-0	1-1-2	3	2	0	0	0	0	14
TEAM				2-1-3							
Totals.....	24-52	4-10	25-35	20-33-53	21	77	12	26	2	2	200
FG	1st (13-25) 52.0			2nd (11-27) 40.7							Game (46.2)
3FG	1st (2-3) 66.7			2nd (2-7) 28.6							Game (40.0)
FT	1st (9-12) 75.0			2nd (16-23) 69.6							Game (71.4)

MT (3-3)	FG	3FG	FT	REB	F	TP	A	T	B	S	MIN
00 Lymon*	1-9	0-4	3-4	2-1-3	3	5	2	1	0	4	21
01 Holt*	13-22	4-4	2-6	1-3-4	4	28	5	3	1	4	34
12 Orr*	1-11	0-1	1-2	3-1-4	2	3	0	0	0	1	36
21 Brown*	2-3	1-1	0-0	0-1-1	5	5	0	1	1	0	19
30 Lanning*	1-2	0-0	3-3	1-0-1	4	5	1	2	0	1	15
02 Abney*	1-3	0-2	0-0	0-2-2	5	2	1	0	0	0	20
03 Queen	1-2	0-0	2-2	1-1-2	1	4	1	0	0	1	13
10 Pickel	0-5	0-4	0-0	1-1-2	0	0	1	0	0	0	11
14 Barclay	2-6	1-2	2-2	1-1-2	4	7	1	2	0	0	20
23 Burts*	5-5	0-0	2-5	4-1-5	3	12	0	0	1	1	11
TEAM				1-0-1							
Totals.....	27-68	2-18	15-24	15-12-27	31	71	13	11	3	12	200
FG	1st (14-34) 41.2			2nd (13-34) 38.2							Game (39.7)
3FG	1st (2-11) 18.2			2nd (0-7) 0.0							Game (11.1)
FT	1st (7-10) 70.0			2nd (8-14) 57.1							Game (62.5)
Officials:	Edward Novak, Metta Roberts, Marc Merritt										
Technical fouls:	Western Carolina-None. Middle Tennessee-None.										
Score by Periods	1st	2nd	Total								
Western Carolina	37	40	77								
Middle Tennessee	37	34	71								

The growing pains continued for MTSU's women's basketball team Sunday. Plagued by another poor shooting performance, a terrible rebounding performance and foul problems, the Lady Raiders fell, 77-71, to Western Carolina before a crowd of 3,806 at Murphy Center.

"I thought we had a chance in the second half to take the game by the neck," said MTSU coach Rick Insell. "... But they did a good job of getting the ball to the people they wanted to. In Division I basketball you've got to make plays, and we didn't make enough plays."

MTSU shot just 40 percent from the field and made only 2-of-18 from 3-point range. The Lady Raiders also were outrebounded, 53-27, and made just 15-of-24 at the free-throw line.

The game was tied 13 times and there were 12 lead changes, with the final one coming when Kristen Feemster gave the Lady Catamounts a 59-58 lead with 9:13 remaining.

MTSU trailed just 72-69 with 3:06 remaining after Amber Holt scored in the paint, but the Lady Raiders could get no closer.

"Our rebounding, we've got to box out better," said Holt, who had a game-high 28 points. "We didn't score off their turnovers and we didn't make our free throws. If we had rebounded, scored off their turnovers and made our free throws we would have won the game."

One positive was the play of freshman forward Angelique Burts, who came off the bench to score 12 points and grab five rebounds in 11 minutes of play.

"Angelique gave us good minutes," Insell said. "She's got to build on it now. She deserved it. She's been yelled at a lot."

Burts was inserted into the game due to the fact the Lady Raiders were in so much foul trouble in the second half.

"I didn't go into to score," Burts said. "I went in to rebound and play defense. When I rebounded, I guess the scoring came. I've got to come back to practice hard and build on this. Sometimes I'm not into it, and I've got to work harder."

MTSU got several open looks from 3-point range, but the Lady Raiders were 2-for-11 in the first half and 0-for-7 in the second.

"We come to practice, but we don't bring it on the floor," Holt said. "I really don't know why."

Western Carolina opened the game with an impressive 15-6 run before MTSU took a 19-16 lead with a 13-1 spurt at the 9:07 mark of the first half.

MTSU led 29-25, its biggest cushion in the first half before Western Carolina came back to tie the game at 37 at intermission.

Holt and Burts were the only two Lady Raiders in double figures. Western Carolina was led Lauren Powell with 17 points, while Monique Dawson had 14, including going 12-of-12 at the free-throw line. Six-foot-4 post Brooke Johnson had 12 points and a game-high 20 rebounds.

Game 7 **Comcast Center (5,534)**
MIDDLE TENNESSEE 69
#3/6 MARYLAND 74

Dec. 5, 2007 - College Park, Md.

MT (3-4)	FG	3FG	FT	REB	F	TP	A	T	B	S	MIN
01 Holt*	8-21	0-6	0-0	4-6-10	4	16	7	1	0	0	39
21 Brown*	8-15	6-12	0-0	1-3-4	4	22	2	3	1	0	37
23 Burts*	0-0	0-0	0-0	1-1-2	3	0	0	0	0	0	14
02 Abney*	2-6	2-6	0-0	1-2-3	3	6	2	2	0	0	20
12 Orr*	0-5	0-0	0-0	4-0-4	1	0	2	0	0	0	19
00 Lymon	6-14	2-7	0-0	3-2-5	1	14	1	1	0	1	20
03 Queen	2-3	1-2	0-0	1-1-2	4	5	0	3	0	1	14
10 Pickel	0-1	0-1	0-0	0-0-0	0	0	0	0	0	0	6
14 Barclay	0-2	0-2	3-4	1-1-2	2	3	3	3	0	0	17
30 Lanning	1-3	1-3	0-0	2-0-2	1	3	1	0	0	0	14
TEAM				2-4-6							
Totals.....	27-70	12-39	3-4	20-20-40	23	69	18	13	1	2	200
FG	1st (10-36) 27.8			2nd (17-34) 50.0							Game (38.6)
3FG	1st (7-23) 30.4			2nd (5-16) 31.3							Game (30.8)
FT	1st (2-2) 100			2nd (1-2) 50.0							Game (75.0)

UMD (11-1)	FG	3FG	FT	REB	F	TP	A	T	B	S	MIN
15 Harper*	7-11	0-0	2-4	2-5-7	2	16	2	3	1	0	31
25 Coleman*	3-12	0-4	3-5	1-6-7	5	9	2	3	1	0	36
01 Langhorne*	7-8	0-0	0-1	3-2-5	1	14	1	2	1	1	36
05 Strickland*	4-8	1-3	0-0	0-3-3	1	9	0	2	0	0	33
20 Tolliver*	6-9	2-2	5-6	0-3-3	0	19	6	2	0	3	30
14 Lyons	0-0	0-0	0-0	1-0-1	0	0	0	0	0	0	3
21 Newman	0-2	0-2	0-0	1-1-2							

Game 8 Thompson-Boling Arena (12,508)
MIDDLE TENNESSEE 61
#1 TENNESSEE 84

Dec. 13, 2007 - Knoxville, Tenn.

MT (3-5)	FG	3FG	FT	REB	F	TP	A	T	B	S	MIN
01 Holt*	8-16	2-3	10-11	2-2-4	4	28	5	1	0	2	40
03 Queen*	1-2	0-0	0-0	1-2-3	5	2	0	2	0	0	14
21 Brown*	1-5	1-4	0-0	0-3-3	5	3	3	2	0	0	19
02 Abney	4-8	3-6	0-0	0-0-0	2	11	2	2	0	1	29
12 Orr	4-9	4-7	0-2	1-2-3	2	12	2	1	0	2	31
00 Lymon	0-3	0-1	0-0	0-0-0	1	0	1	5	0	1	11
10 Pickel	1-2	1-2	0-0	0-0-2	2	3	0	1	0	0	9
14 Barclay	1-5	0-0	0-0	3-1-4	1	2	0	1	0	3	14
23 Burts	0-3	0-0	0-0	2-3-5	5	0	0	1	0	1	10
30 Lanning	0-2	0-1	0-0	1-0-1	4	0	1	0	1	0	23
TEAM				1-2-3							
Totals.....	20-55	11-24	10-13	11-15-26	31	61	14	17	1	10	200
FG	1st (10-27) 37.0			2nd (10-28) 35.7							Game (36.4)
3FG	1st (6-10) 60.0			2nd (5-14) 35.7							Game (45.8)
FT	1st (4-6) 66.7			2nd (6-7) 85.7							Game (76.9)

UT (8-0)	FG	3FG	FT	REB	F	TP	A	T	B	S	MIN
03 Parker*	8-14	1-2	17-21	5-8-13	2	34	3	2	1	0	30
05 Bjorklund	2-4	0-1	0-0	1-1-2	4	4	0	2	0	1	18
55 Anosike	3-10	0-0	3-5	5-3-8	4	9	3	2	1	0	22
00 Bobbitt	0-2	0-1	0-0	0-2-2	3	0	4	3	0	1	27
14 Hornbuckle	6-9	2-2	3-4	1-3-4	3	17	2	3	2	2	32
20 Smallbone	0-2	0-1	0-0	1-0-1	0	0	0	0	0	1	15
21 Baugh	0-0	0-0	0-0	2-3-5	3	0	1	2	0	0	14
33 Augustine	2-7	0-0	0-0	3-1-4	0	4	2	3	0	1	21
44 Fuller	5-7	1-3	5-7	3-4-7	1	16	0	2	0	0	21
TEAM				0-11							
Totals.....	26-55	4-10	28-37	21-26-47	20	84	15	19	4	6	200
FG	1st (13-30) 43.3			2nd (13-25) 52.0							Game (47.3)
3FG	1st (2-6) 33.3			2nd (2-4) 50.0							Game (40.0)
FT	1st (11-15) 73.3			2nd (17-22) 77.3							Game (75.7)

Officials: Mary Day, Roy Gulybean, Scott Yarbrough
 Technical fouls: Middle Tennessee-None. Tennessee-None.
 Score by Periods: 1st 2nd Total
 Middle Tennessee 30 31 61
 #1/Tennessee 39 45 84

With six minutes remaining in the game, MTSU coach Rick Insell patted the heads of freshmen forwards Emily Queen and Angeliqe Burts and sophomore forward Brandi Brown.

All three were on the bench — having fouled out. Each, at times, was charged with trying to guard Tennessee All-American Candace Parker, who scored 34 points in leading the No. 1 Lady Vols to a 84-61 victory at Thompson-Boling Arena.

Parker, a 6-foot-4 junior, also had 13 rebounds and made 17-of-21 at the free throw line.

MTSU senior forward Amber Holt nearly matched Parker's performance, scoring a team-high 28 points and making 10-of-11 at the free throw line. She also had five assists, four rebounds and two steals.

"I had trust in my teammates," Holt said. "When I can get out and shoot the 3, they have to guard me. When they come out and guard me, I can drive to the basket. I guess the best thing is to keep the ball away from me."

Despite the 23-point final margin of victory, Tennessee found itself in a much closer game than most expected.

MTSU (3-5) trailed just 61-55 left with seven minutes remaining in the game before the Lady Vols (8-0) scored 18 unanswered points. Eight came at the free throw line.

Meanwhile, MTSU was playing with such a small lineup that even freshman guard Anne Marie Lanning (5-foot-10) was guarding Parker at times.

MTSU cut a nine-point halftime deficit to four, 41-37, with 17:51 left, but Tennessee used a 8-0 spurt to take a 49-37 advantage with 15:45 remaining. The Lady Vols built as big as a 15-point lead before the Lady Raiders stormed back to make it 58-53 with 7:53 remaining on back-to-back 3-pointers from Holt and Johnna Abney.

MTSU was outrebounded 47-26, and the Lady Vols were deadly at the free throw line, making 28-of-37.

MTSU senior guard Starr Orr jump-started MTSU early, hitting three straight 3-pointers to give the Lady Raiders a 14-6 advantage with 16:20 left in the first half.

However, after the first media timeout with 15:59 left, MTSU didn't score until almost six minutes later.

Tennessee was unable to run away, though, as it never led by more than nine points in the first half.

MTSU had a chance to cut the lead to 34-30, but it missed two easy shots down low. The Lady Vols took a 39-30 into the locker-room at intermission.

MTSU was plagued by foul problems in the first half. Brown had four personals, while Queen and Burts had three apiece.

Orr finished with a season-high 12 points, while Abney added 11. Alexis Hornbuckle added 17 for Tennessee, while former Shelbyville standout Alex Fuller had 16.

Game 9 Dunn Center (850)
MIDDLE TENNESSEE 95
AUSTIN PEAY 60

Dec. 15, 2007 - Clarksville, Tenn.

MT (4-5)	FG	3FG	FT	REB	F	TP	A	T	B	S	MIN
03 Queen*	5-7	1-3	3-4	1-5-6	4	14	0	3	0	2	24
21 Brown*	2-7	2-4	0-0	0-1-1	2	6	2	1	1	2	30
01 Holt*	12-16	1-1	8-11	8-6-14	2	33	5	2	0	3	34
02 Abney*	0-3	0-2	0-0	0-0-0	3	0	0	1	0	2	18
12 Orr*	3-7	1-3	0-0	0-1-1	1	7	2	0	0	5	25
00 Lymon	6-10	1-2	1-1	0-0-2	2	14	3	1	0	0	22
10 Pickel	1-7	0-5	0-0	1-0-1	1	2	0	1	0	1	9
14 Barclay	3-7	0-2	2-4	2-1-3	2	8	2	3	0	3	15
23 Burts	0-1	0-0	0-0	1-1-2	5	0	0	1	0	0	6
30 Lanning	4-6	2-2	1-2	2-2-4	5	11	2	0	0	2	17
TEAM				0-1-1							
Totals.....	36-71	8-24	15-22	15-18-33	27	95	16	15	1	20	200
FG	1st (14-36) 38.9			2nd (22-35) 62.9							Game (50.7)
3FG	1st (4-12) 33.3			2nd (4-12) 33.3							Game (33.3)
FT	1st (4-7) 57.1			2nd (11-15) 73.3							Game (68.2)

APSU (4-5)	FG	3FG	FT	REB	F	TP	A	T	B	S	MIN
24 Thomas*	0-1	0-0	2-4	3-2-5	4	2	1	2	0	0	15
33 Herring*	6-13	4-4	1-3	2-4-6	3	16	0	6	2	1	34
34 Jamen*	4-4	0-0	1-3	1-5-6	1	9	0	5	0	0	18
04 Bivens*	2-5	1-3	2-2	0-2-2	1	7	1	0	0	0	30
14 McGee*	0-5	0-1	3-6	2-3-5	3	3	5	10	0	0	36
01 Richardson	0-1	0-1	0-0	0-0-0	0	0	0	0	0	0	2
02 Warner	0-0	0-0	2-2	0-0-0	2	2	0	4	0	0	9
15 Reese	0-0	0-0	0-2	0-1-1	0	0	0	1	0	0	5
23 Bacon	0-4	0-2	2-2	0-2-2	1	2	1	3	0	0	19
50 Armstrong	3-4	0-0	2-3	2-4-6	3	8	0	5	0	0	17
55 Reeves	4-4	0-0	3-4	1-0-1	1	11	1	2	1	0	15
TEAM				0-1-1							
Totals.....	19-41	4-11	18-31	11-24-35	19	60	9	39	3	3	200
FG	1st (9-23) 39.1			2nd (10-18) 55.6							Game (46.3)
3FG	1st (2-8) 25.0			2nd (2-3) 66.7							Game (36.4)
FT	1st (3-9) 33.3			2nd (15-22) 68.2							Game (58.1)

Officials: Robin Orr (R), Jacob Asher, Mike Trussell
 Technical fouls: Middle Tennessee-None. Austin Peay-None.
 Score by Periods: 1st 2nd Total
 Middle Tennessee 36 59 95
 Austin Peay 23 37 60

Two days removed from scoring 28 points against No. 1 Tennessee, Amber Holt picked up where she left off against Austin Peay Saturday night.

The MTSU senior forward poured in a career-high 33 points and pulled down 14 rebounds as the Lady Raiders routed Austin Peay, 95-60, at the Dunn Center.

Holt made 12-of-16 shots and hit 8-of-11 at the free throw line. She also had five assists and three steals.

"What can you say — that's Amber Holt," said MTSU coach Rick Insell. "She had 33 points, 14 rebounds and only had two turnovers in 34 minutes."

The victory snapped a four-game losing streak — the longest MTSU skid since the 1998-99 season. MTSU improved to 4-5, while Austin Peay slipped to 4-5.

"We needed this win," Holt said. "I feel like we could have won every game we've lost, so it felt good tonight."

MTSU led 36-23 at halftime, but had the lead up to 20 points in less than two minutes. Holt scored eight of the Lady Raiders first 11 points after intermission.

MTSU's defense was relentless, forcing 39 Austin Peay turnovers that equated into 43 Raider points.

"We had to have a little talk at halftime," Insell said. "We spent a lot of energy the other night at Tennessee, but we came out in the second half more focused and more aggressive."

"Austin Peay is not a bad basketball team and it was a good win for our kids. Now, the real stuff starts (Wednesday) with conference play."

Four Lady Raiders scored in double figures. Freshman forward Emily Queen had a career-high 14 points, while sophomore guard Chelsia Lymon had 14 and freshman guard Anne Marie Lanning 11.

"I'm not necessarily looking to score," said Queen, who hit 5-of-7 attempts. "I'm in there for rebounding and defense, and when you do those things, the scoring comes to you."

"We're running our offense much better right now and we've got a lot of people who can score."

MTSU scored the first eight points of the game and built a 20-7 lead with 12:52 left.

Austin Peay got as close as seven points, 20-13, with 11:38 before MTSU closed the half with a 16-10 run to take a 36-23 halftime advantage.

Holt scored 15 points and had eight rebounds in the first half, which coupled with 20 Austin Peay turnovers, allowed the Lady Raiders to build the 13-point cushion.

The Lady Govs were led by senior guard Ashley Herring's 19 points.

Game 10 Murphy Center (3,411)
FLORIDA INTERNATIONAL 64
MIDDLE TENNESSEE 77

Dec. 19, 2007 - Murfreesboro, Tenn.

FIU (3-7)	FG	3FG	FT	REB	F	TP	A	T	B	S	MIN
03 Jenkins*	3-9	0-0	0-2	5-4-9	3	6	3	0	2	0	34
05 Ciglar*	4-9	2-4	2-2	1-2-3	1	12	3	9	0	2	40
13 Bosilj*	3-9	1-2	3-4	2-4-6	2	10	1	6	0	0	31
20 Neal*	2-5	0-0	0-0	2-2-4	2	4	1	0	0	0	27
32 Ferguson*	3-13	1-5	8-9	4-8-12	2	15	3	5	0	0	37
01 Zeigler	0-1	0-0	0-0	0-0-0	0	0	0	0	0	0	1
02 Drake	2-2	0-0	0-0	0-1-1	0	4	0	1	0	0	8
10 Hultassa	5-7	1-1	0-0	2-3-5	1	11	2	1	0	1	16
35 Krajacic	1-1	0-0	0-0	0-2-2	1	2	0	1	0	0	6
TEAM				2-1-3							
Totals.....	23-56	5-12	13-17	18-27-45	12	64	13	23	2	3	200
FG	1st (9-22) 40.9			2nd (14-34) 41.2							Game (41.1)
3FG	1st (3-6) 50.0			2nd (2-6) 33.3							Game (41.7)
FT	1st (7-9) 77.8			2nd (6-8) 75.0							Game (76.5)

MT (5-5)	FG	3FG	FT	REB	F	TP	A	T	B	S	MIN
01 Holt*	9-18	0-2	0-1	5-6-11	2	18	5	1	0	5	40
02 Abney*	2-7	1-3	2-2	0-1-1	3	7	2	2	0	0	27
03 Queen*	2-2	2-2	0-0	0-1-1	3	6	0	1	0	1	8
12 Orr*	1-4	0-2	0-0	1-3-4	1	2	4	0	0	1	28
21 Brown*	5-12	3-10	1-2	2-0-2	2	14	2	0	0	2	30
00 Lymon	1-5	0-0	0-0	1-1-2	0	2	1	2	0	0	14
10 Pickel	4-8	4-7	0-0	0-2-2	1	12	1	0	0</		

Game 11 Mitchell Center (748)
MIDDLE TENNESSEE 80
SOUTH ALABAMA 46

Dec. 22, 2007 - Mobile, Ala.

MT (6-5, 2-0)	FG	3FG	FT	REB	F	TP	A	T	B	S	MIN
03 Queen*	2-7	0-1	0-0	4-3-7	2	4	0	2	1	1	23
21 Brown*	5-8	2-4	0-0	1-1-2	2	12	6	0	0	2	33
01 Holt*	13-22	0-1	1-2	1-7-8	2	27	4	1	0	2	31
02 Abney*	0-1	0-1	0-0	1-0-1	1	0	7	3	0	0	18
14 Barclay*	1-3	1-1	0-1	1-1-2	3	3	5	0	0	4	23
00 Lymon	2-7	1-3	0-0	0-2-2	1	5	2	4	0	4	22
10 Pickel	2-4	1-3	0-0	0-0-0	2	5	0	1	0	2	15
12 Orr	2-3	0-0	0-0	0-5-5	0	4	3	0	0	2	17
23 Burtis	2-5	1-1	0-0	1-2-3	1	5	0	0	2	1	7
30 Lanning	5-7	3-4	2-2	1-0-1	0	15	0	0	0	0	11
TEAM				2-2-4							1
Totals.....	34-67	9-19	3-5	12-23-35	14	80	27	12	3	18	200
FG	1st (17-37)	45.9		2nd (17-30)	56.7						Game (50.7)
3FG	1st (5-13)	38.5		2nd (4-6)	66.7						Game (47.4)
FT	1st (0-0)	0.0		2nd (3-5)	60.0						Game (60.0)

USA (10-2, 1-1)	FG	3FG	FT	REB	F	TP	A	T	B	S	MIN
35 Brunner*	3-6	0-0	0-0	3-7-10	3	6	2	2	3	0	30
02 Nettles*	4-8	0-0	1-3	1-0-1	1	9	0	2	0	1	30
03 Tucker*	2-3	0-0	0-0	1-0-1	0	4	3	7	0	3	26
21 Starling*	2-7	0-3	0-2	0-3-3	3	4	3	2	1	2	23
23 Jones*	2-7	0-2	0-0	0-2-2	2	4	0	4	0	1	20
00 Griffioen	0-0	0-0	0-0	0-1-1	0	0	0	0	0	0	1
10 Banks	1-1	0-0	2-4	0-1-1	0	4	1	5	0	0	18
15 Rutledge	2-5	0-1	0-0	0-2-2	0	4	1	1	0	0	14
33 Leonard	1-4	1-2	2-2	0-1-1	0	5	1	2	0	0	19
42 Sproal	3-6	0-2	0-0	0-2-2	1	6	0	1	0	0	19
Team				2-4-6							
Totals.....	20-47	1-10	5-11	7-23-30	10	46	11	26	4	7	200
FG	1st (8-19)	42.1		2nd (12-28)	42.9						Game (42.6)
3FG	1st (0-4)	0.0		2nd (1-6)	16.7						Game (10.0)
FT	1st (3-6)	50.0		2nd (2-5)	40.0						Game (45.5)

Officials: Eric Koch, Susan Bargo, Tommy Salerno
 Technical fouls: Middle Tennessee-None. South Alabama-None.
Score by Periods

	1st	2nd	Total
Middle Tennessee	39	41	80
South Alabama	19	27	46

Amber Holt scored a game-high 27 points and grabbed eight rebounds and Anne Marie Lanning added a career-high 15 points, as Middle Tennessee won their 26th straight contest against Sun Belt competition with an 80-46 victory over South Alabama Saturday at the Mitchell Center.

Holt scored 11 of the team's first 13 points of the second half and the Raiders extended a 20-point halftime advantage to as many as 35 at one point. Middle Tennessee's defense forced 26 USA turnovers and turned those into 26 points.

Lanning had her best game of the year, going 5-for-7 from the floor and hitting three 3-pointers. She scored the 15 points in just 11 minutes of action.

Brandi Brown also netted 12 points for Middle Tennessee (6-5, 2-0 Sun Belt), who won its third straight overall and 20th consecutive regular season Sun Belt contest.

The Blue Raiders started very slowly in the contest but put together a 14-2 run over eight-plus minutes to take an 18-10 advantage in the first half. Brown hit a pair of 3-pointers during the run and USA scored just one field goal in a 13-minute stretch, committing nine turnovers.

The Lady Jaguars closed the gap to 29-19 at the four-minute media timeout, but Middle Tennessee finished the half with a 10-0 run, highlighted by 3-pointers from Lanning and Chelsia Lymon for a 39-19 lead at the break.

Holt scored 12 points in the half and Lanning added 10. The Blue Raiders also netted 15 points off 15 USA turnovers in the opening 20 minutes.

Middle Tennessee dominated all phases of the game, out-rebounding the Lady Jaguars (10-2, 1-1), 35-30, and committing just 12 turnovers compared to USA's 26. The Blue Raiders shot 51 percent from the floor and hit 9-of-19 from 3-point range.

"South Alabama started the game really running right by us on the press so we want to more of a contain and made them really work to get the ball up the court and use time off the clock and it worked very well," head coach Rick Insell said. "They're a good half-court team but when we made them take time off the clock they weren't able to get into their sets."

"I really thought all of our girls played well and we really executed the offense and got the ball to people in a position to score. One of the reasons they played so well is because they get an extra day off for the Christmas break."

Game 12 Murphy Center (7,858)
#8/8 LSU 56
MIDDLE TENNESSEE 67

Dec. 28, 2007 - Murfreesboro, Tenn.

LSU (9-3)	FG	3FG	FT	REB	F	TP	A	T	B	S	MIN
05 White*	2-4	0-0	5-6	0-4-4	4	9	2	4	0	1	28
12 LeBlanc*	2-6	0-1	0-0	0-5-5	1	4	3	3	0	3	31
15 Chaney*	4-14	3-8	0-0	3-3-6	5	11	2	3	0	3	31
23 Hightower*	6-19	1-5	0-0	3-1-4	3	13	4	3	1	1	31
54 Thomas*	1-3	0-0	1-2	5-1-6	5	3	0	1	2	3	29
10 Mitchell	0-0	0-0	0-0	0-0-0	1	0	2	3	0	1	13
24 Whitfield	5-9	0-0	0-1	1-5-6	2	10	0	0	0	0	18
25 Williams	3-6	0-0	0-0	3-2-5	5	6	0	3	1	0	17
44 Morris	0-0	0-0	0-0	0-0-0	0	0	0	0	0	0	2
TEAM				0-3-3							1
Totals.....	23-61	4-14	6-9	15-24-39	26	56	13	21	4	12	200
FG	1st (10-33)	30.3		2nd (13-28)	46.4						Game (37.7)
3FG	1st (1-4)	25.0		2nd (3-10)	30.0						Game (28.6)
FT	1st (1-2)	50.0		2nd (5-7)	71.4						Game (66.7)

MT (7-5)	FG	3FG	FT	REB	F	TP	A	T	B	S	MIN
01 Holt*	15-26	0-4	11-12	4-5-9	1	41	1	3	0	4	40
02 Abney*	0-2	0-2	5-6	0-1-1	1	5	0	2	0	2	27
03 Queen*	0-0	0-0	1-3	2-10-12	4	1	0	5	0	1	24
12 Orr*	2-8	0-0	1-3	1-2-3	1	5	1	2	0	2	31
21 Brown*	2-7	2-5	2-2	2-4-6	2	8	1	2	0	0	40
00 Lymon	1-5	1-3	1-2	0-1-1	2	4	1	2	0	0	13
10 Pickel	0-1	0-1	0-0	0-0-0	1	0	0	1	0	1	4
14 Barclay	1-2	0-0	1-1	0-0-0	1	3	0	0	0	0	9
23 Burtis	0-0	0-0	0-0	0-0-0	0	0	0	0	0	0	0+
30 Lanning	0-3	0-1	0-0	1-1-2	1	0	3	0	0	0	12
TEAM				2-2-4							
Totals.....	21-54	3-16	22-29	12-26-38	14	67	7	17	0	10	200
FG	1st (8-26)	30.8		2nd (13-28)	46.4						Game (38.9)
3FG	1st (0-7)	0.0		2nd (3-9)	33.3						Game (18.8)
FT	1st (9-15)	60.0		2nd (13-14)	92.9						Game (75.9)

Officials: Leslie Claybrook, Ken Drayton, Troy Winders
 Technical fouls: #8/8 LSU-TEAM. Middle Tennessee-None.
Score by Periods

	1st	2nd	Total
#8/8 LSU	22	34	56
Middle Tennessee	25	42	67

MTSU senior forward Amber Holt was disappointed to find out LSU All-American center Sylvia Fowles was out with a knee injury Friday night.

"I really wanted to her play," said Holt. "I was kind of disappointed."

LSU was distraught, too, after Holt poured in a career-high 41 points to lead the Lady Raiders to a stunning 67-56 victory over the nation's eighth-ranked team before a crowd of 7,858 at Murphy Center.

Fowles, a 6-foot-6 center, was obviously missed, but the second largest crowd to ever witness a women's basketball game at Murphy Center saw Holt make her own bid for postseason honors.

MTSU (7-5) saw a 10-point second-half lead evaporate into a one-point deficit, 54-53, with 4:34 remaining, but the Lady Raiders outscored LSU 14-2 down the stretch.

After falling behind 54-53, Holt snatched an offensive rebound and kicked it out to Brandi Brown, who hit a 3-pointer out of the corner to give the Lady Raiders the lead for good.

Holt, who also had nine rebounds, made 15-of-26 shots and hit 11-of-12 at the free-throw line.

"I just came out focused," Holt said. "I have to do that, because whatever I do, my teammates gravitate to that. I just made baskets tonight."

Added LSU coach Van Chancellor: "Holt's a difficult matchup for us. We made up our mind that we were going to give Holt some points and try to take away the three ball. We just didn't realize that we were going to give Holt so many points."

Holt said previous road games at Tennessee, Maryland and Old Dominion prepared the Lady Raiders for the Lady Tigers.

"It prepared us real well and made our freshmen and younger players not be scared," she said. "(Freshman) Emily Queen had 12 rebounds tonight and she needs to do more of that."

MTSU struggled early, turning the ball over five times in the first five minutes, but LSU shot the ball poorly and never could get into a rhythm offensively.

Chancellor was hit with a technical foul with 42 seconds left after Quianna Chaney was called for a charging foul, which was her fifth.

MTSU cashed in on 22-of-29 free-throw attempts, while LSU made 6-of-9.

Although Holt was a one-person wrecking crew, MTSU got more contributions from her supporting cast in the second half. Brown had eight points, while senior guard Starr Orr and junior Johnna Abney scored five.

LSU (9-3) got 13 points from Allison Hightower and 11 from Chaney.

#00 Chelsia Lymon • Sophomore • Guard • Georgetown, Ky.



Lymon's 2007-08 Game-by-Game

	DATE	GS	MIN	FG-A	3FG-A	FT-A	O-D-T	PF	A	TO	BLK	S	PTS
NORTH ALABAMA (Exh.)	11/01/07		23	4-9	1-4	1-4	0-2-2	2	2	2	1	4	10
HENDERSON ST. (Exh.)	11/05/07	*	15	2-4	2-3	0-0	0-4-4	2	5	2	0	1	6
at Old Dominion	11/10/07		21	1-6	0-2	0-0	0-1-1	2	3	1	0	3	2
TENNESSEE TECH	11/14/07		20	5-11	2-5	3-4	2-1-3	2	1	2	0	4	15
at Houston	11/19/07		16	3-7	2-3	0-0	0-0-0	1	2	1	0	3	8
at Arizona	11/25/07		14	1-5	0-2	0-0	0-0-0	2	2	1	0	2	2
at Chattanooga	11/28/07		26	0-2	0-2	0-0	2-3-5	3	0	1	0	2	0
WESTERN CAROLINA	12/02/07	*	21	1-9	0-4	3-4	2-1-3	3	2	1	0	4	5
at #3/6 Maryland	12/05/07		20	6-14	2-7	0-0	3-2-5	1	1	1	0	1	14
at #1/1 Tennessee	12/13/07		11	0-3	0-1	0-0	0-0-0	1	1	5	0	1	0
at Austin Peay	12/15/07		22	6-10	1-2	1-1	0-0-0	2	3	1	0	0	14
FLA. INTERNATIONAL	12/19/07		14	1-5	0-3	0-0	1-1-2	0	1	2	0	0	2
at South Alabama	12/22/07		22	2-7	1-3	0-0	0-2-2	1	2	4	0	4	5
#8/8 LSU	12/28/07		13	1-5	1-3	1-2	0-1-1	2	1	2	0	0	4

Career Highs

Points: 15, vs. Tennessee Tech (11/14/07)
 Rebounds: 5, 2x, last at #3/6 Maryland (12/05/07)
 FG Made: 6, 2x, last at Austin Peay (12/15/07)
 FG Attempts: 14, at #3/6 Maryland (12/05/07)
 3-Pt. FG Made: 3, 4x, last at La.-Monroe (02/07/07)
 3-Pt. FG Att.: 7, at #3/6 Maryland (12/05/07)
 FT Made: 6, vs. Old Dominion (12/19/06)
 FT Attempts: 7, vs. Old Dominion (12/19/06)
 Assists: 5, vs. Louisiana-Monroe (12/17/06)
 Steals: 5, 2x, last at Louisiana-Monroe (02/07/07)
 Minutes: 26, at Chattanooga (11/28/07)

Miscellaneous

Double Figure Scoring Games 6
 Double Figure Rebound Games 0
 Double-Doubles 0
 Games Led MT in Scoring 0
 Games Led MT in Rebounding 0
 Games With 20+ Points 0

Season Highs

Points: 15, vs. Tennessee Tech (11/14/07)
 Rebounds: 5, 2x, last at #3/6 Maryland (12/05/07)
 FG Made: 6, 2x, last at Austin Peay (12/15/07)
 FG Attempts: 14, at #3/6 Maryland (12/05/07)
 3-Pt. FG Made: 2, 3x, last at #3/6 Maryland (12/05/07)
 3-Pt. FG Att.: 7, at #3/6 Maryland (12/05/07)
 FT Made: 3, 2x, last vs. Western Carolina (12/02/07)
 FT Attempts: 4, 2x, last vs. Western Carolina (12/02/07)
 Assists: 3, 2x, last at Austin Peay (12/15/07)
 Steals: 4, 3x, last at South Alabama (12/22/07)
 Minutes: 26, at Chattanooga (11/28/07)

Miscellaneous

Double Figure Scoring Games 3
 Double Figure Rebound Games 0
 Double-Doubles 0
 Games Led MT in Scoring 0
 Games Led MT in Rebounding 0
 Games With 20+ Points 0

2007-08 Tidbits

Returned from her knee injury to play 21 minutes in opener at Old Dominion ... Scored career-high 15 points on 5-of-11 shooting and added four steals versus Tennessee Tech ... Drew first start of the season against Western Carolina ... Had 14 points with five rebounds at third-ranked Maryland ... Netted 14 points on 6-of-10 shooting at Austin Peay.

2006-07 Tidbits

Played in 26 games with two starts before tearing her ACL on February 11 at Western Kentucky, missing the remaining eight contests of the season ... Averaged 5.5 points, 1.0 rebounds and 1.3 assists and 1.5 steals per game ... Scored in double figures three times, including the first two games of her career ... Ranked second in the Sun Belt in 3-point FG percentage (.434), also

tops on the squad ... Hit 33-of-76 from 3-point range for the year ... Scored 13 points, hitting 5-of-7 from the floor and a pair of 3-pointers in just nine minutes in her first career game, versus top-ranked Maryland ... Followed that with 10 points, including a trio of 3-pointers, and three assists versus South Dakota State ... Scored nine points at Minnesota ... Had a stretch of four games in early January where she hit 9-of-15 3-pointers, including three at Florida International ... Recorded three more trifectas against Louisiana-Lafayette and hit a trio of 3-pointers, scoring 11 total points, at Louisiana-Monroe ... Played just five minutes in the next game at Western Kentucky before going down with the season-ending knee injury.

LYMON'S CAREER STATISTICS

Year	GP-GS	Min	Avg	FG-A	Pct	3FG-A	Pct	FT-A	Pct	Off-Def-Tot	Avg	PF-FO	A	TO	Blk	Stl	Pts	Avg
2006-07	26-2	423	16.3	47-114	.412	33-76	.434	17-24	.708	10-16-26	1.0	56-0	34	30	0	38	144	5.5
2007-08	12-1	220	18.3	27-84	.321	9-37	.243	8-11	.727	10-12-22	1.8	20-0	19	22	0	24	71	5.9
TOTAL	38-3	643	16.9	74-198	.374	42-113	.372	25-35	.714	20-28-48	1.3	76-0	53	52	0	62	215	5.7

#1 Amber Holt • Senior • Guard/Forward • Duluth, Ga.



Holt's 2007-08 Game-by-Game

	DATE	GS	MIN	FG-A	3FG-A	FT-A	O-D-T	PF	A	TO	BLK	S	PTS
NORTH ALABAMA (Exh.)	11/01/07	*	19	6-15	0-3	0-0	7-7-14	2	2	1	0	1	12
HENDERSON ST. (Exh.)	11/05/07	*	26	6-8	0-0	10-11	3-0-3	2	2	1	0	1	22
at Old Dominion	11/10/07	*	22	5-15	1-2	3-5	2-4-6	4	6	2	0	2	14
TENNESSEE TECH	11/14/07	*	23	9-14	1-1	0-0	3-2-5	2	3	1	1	2	19
at Houston	11/19/07	*	37	13-27	1-5	3-4	7-8-15	2	4	4	1	3	30
at Arizona	11/25/07	*	39	10-15	0-2	7-9	5-4-9	2	1	2	1	1	27
at Chattanooga	11/28/07	*	40	9-21	1-4	0-0	4-3-7	4	1	1	1	0	19
WESTERN CAROLINA	12/02/07	*	34	13-22	0-4	2-6	1-3-4	4	5	3	1	4	28
at #3/6 Maryland	12/05/07	*	39	8-21	0-6	0-0	4-6-10	4	7	1	0	0	16
at #1/1 Tennessee	12/13/07	*	40	8-16	2-3	10-11	2-2-4	4	5	1	0	2	28
at Austin Peay	12/15/07	*	34	12-16	1-1	8-11	8-6-14	2	5	2	0	3	33
FLA. INTERNATIONAL	12/19/07	*	40	9-18	0-2	0-1	5-6-11	2	5	1	0	5	18
at South Alabama	12/22/07	*	31	13-22	0-1	1-2	1-7-8	2	4	1	0	2	27
#8/8 LSU	12/28/07	*	40	15-26	0-4	11-12	4-5-9	1	1	3	0	4	41

Career Highs

Points: 41, vs. #8/8 LSU (12/28/07)
 Rebounds: 15, at Houston (11/19/07)
 FG Made: 15, vs. #8/8 LSU (12/28/07)
 FG Attempts: 27, at Houston (11/19/07)
 3-Pt. FG Made: 3, vs. South Alabama (02/03/07)
 3-Pt. FG Att.: 6, 2x, last at #3/6 Maryland (12/05/07)
 FT Made: 11, vs. #8/8 LSU (12/28/07)
 FT Attempts: 12, 3x, last vs. #8/8 LSU (12/28/07)
 Assists: 7, at #3/6 Maryland (12/05/07)
 Steals: 5, 3x, last vs. Florida International (12/19/07)
 Minutes: 40, 7x, last vs. #8/8 LSU (12/28/07)

Miscellaneous

Double Figure Scoring Games 41
 Double Figure Rebound Games 7
 Double-Doubles 7
 Games Led MT in Scoring 17
 Games Led MT in Rebounding 17
 Games With 20+ Points 18

Season Highs

Points: 41, vs. #8/8 LSU (12/28/07)
 Rebounds: 15, at Houston (11/19/07)
 FG Made: 15, vs. #8/8 LSU (12/28/07)
 FG Attempts: 27, at Houston (11/19/07)
 3-Pt. FG Made: 2, at #1/1 Tennessee (12/13/07)
 3-Pt. FG Att.: 6, at #3/6 Maryland (12/05/07)
 FT Made: 11, vs. #8/8 LSU (12/28/07)
 FT Attempts: 12, vs. #8/8 LSU (12/28/07)
 Assists: 7, at #3/6 Maryland (12/05/07)
 Steals: 5, vs. Florida International (12/19/07)
 Minutes: 40, 4x, last vs. #8/8 LSU (12/28/07)

Miscellaneous

Double Figure Scoring Games 12
 Double Figure Rebound Games 4
 Double-Doubles 4
 Games Led MT in Scoring 10
 Games Led MT in Rebounding 8
 Games With 20+ Points 8

2007-08 Tidbits

Voted Preseason First Team All-Sun Belt by a poll of league coaches ... Also named Preseason Second Team All-American by *Sporting News* ... Set career-highs with 30 points and 15 rebounds at Houston ... Netted 27 points, including 18 in the second half, and nine boards at Arizona ... Scored 28 points on 13-of-22 shooting versus Western Carolina ... Posted 16 points and 10 rebounds at #3/6 Maryland ... Netted 28 points with five assists at #1/1 Tennessee ... Scored career-high 33 points with 14 rebounds at Austin Peay ... Posted 18 points and 11 boards versus Florida International ... Scored career-high 41 points versus #8/8 LSU, tying for second most in school history.

2006-07 Tidbits

Earned First Team All-Sun Belt honors after averaging 16.7 points, 6.3 rebounds and 2.7 steals per game ... Netted 28 points and eight rebounds versus top-ranked Maryland and 19 points and 10 boards against South Dakota State ... Scored 26 points with 10 rebounds versus Chattanooga and 21 points, 15 in second half, at No. 8 Georgia ... Posted 27 points with eight boards against Old Dominion ... Registered 27 points against South Alabama, 25 at Louisiana-Monroe and 24 at Western Kentucky in three-game February stretch ... Added 15 points and 11 rebounds versus Denver in semifinals of the SBC Championships and netted 20 points in championship game against Louisiana-Lafayette ... Scored 23 points versus Gonzaga in the opening contest of the NCAA Tournament.

HOLT'S CAREER STATISTICS

Year	GP-GS	Min	Avg	FG-A	Pct	3FG-A	Pct	FT-A	Pct	Off-Def-Tot	Avg	PF-FO	A	TO	Blk	Stl	Pts	Avg
2006-07	34-34	1052	30.9	206-443	.465	15-51	.294	140-182	.769	93-121-214	6.3	89-1	63	64	13	92	567	16.7
2007-08	12-12	419	34.9	124-233	.532	7-35	.200	45-61	.738	46-56-102	8.5	33-0	47	22	5	28	300	25.0
TOTAL	46-46	1472	32.0	330-676	.488	22-86	.256	185-243	.761	139-177-316	6.9	122-1	110	86	18	120	867	18.8

#2 Johnna Abney • Junior • Guard • Mt. Vernon, Ky.



Abney's 2007-08 Game-by-Game

	DATE	GS	MIN	FG-A	3FG-A	FT-A	O-D-T	PF	A	TO	BLK	S	PTS
NORTH ALABAMA (Exh.)	11/01/07	*	18	0-2	0-2	0-0	1-1-2	2	1	2	0	0	0
HENDERSON ST. (Exh.)	11/05/07		25	5-10	5-10	0-0	0-0-0	4	2	1	0	1	15
at Old Dominion	11/10/07	*	20	1-3	1-3	0-0	1-1-2	4	0	4	0	0	3
TENNESSEE TECH	11/14/07	*	20	1-3	1-3	0-0	0-0-0	1	2	3	0	4	3
at Houston	11/19/07	*	24	1-4	1-2	0-0	0-0-0	3	2	3	0	2	3
at Arizona	11/25/07	*	26	3-5	3-5	2-2	0-0-0	3	2	3	0	0	11
at Chattanooga	11/28/07	*	15	2-4	1-3	2-2	0-0-0	5	1	2	0	1	7
WESTERN CAROLINA	12/02/07		20	1-3	0-2	0-0	0-2-2	5	2	1	0	0	2
at #3/6 Maryland	12/05/07	*	20	2-6	2-6	0-0	1-2-3	3	2	2	0	0	6
at #1/1 Tennessee	12/13/07	*	29	4-8	3-6	0-0	0-0-0	2	2	2	0	1	11
at Austin Peay	12/15/07	*	18	0-3	0-2	0-0	0-0-0	3	0	1	0	2	0
FLA. INTERNATIONAL	12/19/07	*	27	2-7	1-3	2-2	0-1-1	3	2	2	0	0	7
at South Alabama	12/22/07	*	18	0-1	0-1	0-0	1-0-1	1	7	3	0	0	0
#8/8 LSU	12/28/07	*	27	0-2	0-2	5-6	0-1-1	1	0	2	0	2	5

Career Highs

Points: 20, vs. Troy (01/21/06)
 Rebounds: 5, 2x, last vs. Arkansas State (03/06/06)
 FG Made: 7, vs. Troy (01/21/06)
 FG Attempts: 12, at Austin Peay (12/28/05)
 3-Pt. FG Made: 6, vs. Troy (01/21/06)
 3-Pt. FG Attempts: 11, at Austin Peay (12/28/05)
 FT Made: 5, vs. #8/8 LSU (12/28/07)
 FT Attempts: 6, vs. #8/8 LSU (12/28/07)
 Assists: 7, at South Alabama (12/22/07)
 Steals: 4, 3x, last vs. Tennessee Tech (11/14/07)
 Minutes: 38, at Arkansas-Little Rock (01/14/06)

Miscellaneous

Double Figure Scoring Games 15
 Double Figure Rebound Games 0
 Double-Doubles 0
 Games Led MT in Scoring 1
 Games Led MT in Rebounding 1
 Games With 20+ Points 1

Season Highs

Points: 11, 2x, last at #1/1 Tennessee
 Rebounds: 3, at #3/6 Maryland (12/05/07)
 FG Made: 4, at #1/1 Tennessee (12/13/07)
 FG Attempts: 8, at #1/1 Tennessee (12/13/07)
 3-Pt. FG Made: 3, 2x, last at #1/1 Tennessee (12/13/07)
 3-Pt. FG Att.: 6, 2x, last at #1/1 Tennessee (12/13/07)
 FT Made: 5, vs. #8/8 LSU (12/28/07)
 FT Attempts: 6, vs. #8/8 LSU (12/28/07)
 Assists: 7, at South Alabama (12/22/07)
 Steals: 4, vs. Tennessee Tech (11/14/07)
 Minutes: 29, at #1/1 Tennessee

Miscellaneous

Double Figure Scoring Games 2
 Double Figure Rebound Games 0
 Double-Doubles 0
 Games Led MT in Scoring 0
 Games Led MT in Rebounding 0
 Games With 20+ Points 0

2007-08 Tidbits

Hit one 3-pointer at Old Dominion and one versus Tennessee Tech ... Tied career-high with four steals against TTU ... Scored 11 points with three 3-pointers at Arizona, including one from at least 10 feet behind the arc.

2006-07 Tidbits

Started all but two of the team's 34 games, averaging 5.5 points, 1.0 rebounds and 1.3 assists per game ... Ranked second on the club and seventh in the Sun Belt with 58 made 3-pointers ... Also ranked third in the SBC in 3-point FG percentage (.403) ... Hit at least one 3-pointer in 28 of the team's 34 contests ... Had four 3-pointers for 12 points versus Maine ... Scored nine points with four assists at Tennessee ... Hit four more

trifectas for 12 points against Louisiana-Monroe ... Connected on four 3-pointers, scored 13 points and added four assists versus Western Kentucky ... Hit four 3-pointers for 12 points at Louisiana-Lafayette in finals of SBC Tournament.

ABNEY'S CAREER STATISTICS

Year	GP-GS	Min	Avg	FG-A	Pct	3FG-A	Pct	FT-A	Pct	Off-Def-Tot	Avg	PF-FO	A	TO	Blk	Stl	Pts	Avg
2005-06	31-30	775	25.0	77-183	.421	66-162	.407	15-17	.882	15-38-53	1.7	82-3	51	53	1	36	235	7.6
2006-07	34-32	695	20.4	59-149	.396	58-144	.403	12-17	.706	7-28-35	1.0	89-3	49	38	0	42	188	5.5
2007-08	12-11	264	22.0	17-49	.347	13-38	.342	11-12	.917	3-7-10	0.8	34-2	22	28	0	12	58	4.8
TOTAL	77-73	1735	22.5	153-381	.402	137-344	.398	38-46	.826	25-73-98	1.3	205-8	122	119	1	90	481	6.2

#3 Emily Queen • Freshman • Forward • Ashland, Ky.



Queen's 2007-08 Game-by-Game

	DATE	GS	MIN	FG-A	3FG-A	FT-A	O-D-T	PF	A	TO	BLK	S	PTS
NORTH ALABAMA (Exh.)	11/01/07		20	2-3	0-1	7-8	1-3-4	3	0	4	0	1	11
HENDERSON ST. (Exh.)	11/05/07		17	2-8	0-0	0-0	5-5-10	2	3	0	0	0	4
at Old Dominion	11/10/07		16	0-4	0-0	3-4	3-4-7	2	0	4	1	1	3
TENNESSEE TECH	11/14/07		18	3-5	3-4	0-0	0-4-4	4	0	2	0	1	9
at Houston	11/19/07		14	1-3	0-0	0-0	4-0-4	1	1	2	0	1	2
at Arizona	11/25/07		7	0-1	0-0	0-0	0-0-0	0	0	0	0	0	0
at Chattanooga	11/28/07		13	0-3	0-2	0-0	1-0-1	4	1	1	0	0	0
WESTERN CAROLINA	12/02/07		13	1-2	0-0	2-2	1-1-2	1	1	0	0	1	4
at #3/6 Maryland	12/05/07		14	2-3	1-2	0-0	1-1-2	4	0	3	0	1	5
at #1/1 Tennessee	12/13/07	*	14	1-2	0-0	0-0	1-2-3	5	0	2	0	0	2
at Austin Peay	12/15/07	*	24	5-7	1-3	3-4	1-5-6	4	0	3	0	2	14
FLA. INTERNATIONAL	12/19/07	*	8	2-2	2-2	0-0	0-1-1	3	0	1	0	1	6
at South Alabama	12/22/07	*	23	2-7	0-1	0-0	4-3-7	2	0	2	1	1	4
#8/8 LSU	12/28/07	*	24	0-0	0-0	1-3	2-10-12	4	0	5	0	1	1

Season Highs

Points: 14, at Austin Peay (12/15/07)
 Rebounds: 12, vs. #8/8 LSU (12/28/07)
 FG Made: 5, at Austin Peay (12/15/07)
 FG Attempts: 7, at Austin Peay (12/15/07)
 3-Pt. FG Made: 3, vs. Tennessee Tech (11/14/07)
 3-Pt. FG Attempts: 4, vs. Tennessee Tech (11/14/07)
 FT Made: 3, 2x, last at Austin Peay (12/15/07)
 FT Attempts: 4, 2x, last at Austin Peay (12/15/07)
 Assists: 1, 3x, last vs. Western Carolina (12/02/07)
 Steals: 2, at Austin Peay (12/15/07)
 Minutes: 24, 2x, last vs. #8/8 LSU (12/28/07)

Miscellaneous

Double Figure Scoring Games	1
Double Figure Rebound Games	1
Double-Doubles	0
Games Led MT in Scoring	0
Games Led MT in Rebounding	1
Games With 20+ Points	0

2007-08 Tidbits

Grabbed team-high seven rebounds and scored three points at Old Dominion in first career game ... Hit three 3-pointers for nine points versus Tennessee Tech ... Drew first career start at No. 1 Tennessee ... Scored career-high 14 points on 5-of-7 shooting and added six rebounds at Austin Peay ... Grabbed career-high 12 rebounds, nine in the first half, versus #8/8 LSU.

High School

Six-year letterwinner for coach Pam Euton at Rose Hill Christian School ... As a freshman, set the school record for points in a game (46 on February 24, 2004) for girls or boys, posted a quadruple double (26 points, 11 rebounds, 10 assists, 10 steals on November 3, 2003), averaged 24.7 points, 13.2 rebounds, 3.5 assists and 3.1 steals per game, and voted Honorable Mention All-State by the *Louisville Courier-Journal* ... As

a sophomore, set school records for 3-pointers in a game (seven on February 24, 2005) and rebounds in a game (26 on December 27, 2004), averaged 21.9 points, 11.3 rebounds, 3.0 assists and 3.4 steals per game, and voted Honorable Mention All-State by the *Louisville Courier-Journal* and the Associated Press ... As a junior, named the top player in the region by the *Ashland Daily Independent* ... Garnered All-Tournament honors at the Class A State Tournament (where Rose Hill reached the semifinals) and averaged 16.7 points, 11.3 rebounds, 2.5 assists and 3.0 steals per game ... Rose Hill also reached the Kentucky Sweet 16 State Tournament for the first time in school history, losing in the title game to Lexington Catholic and becoming the smallest school to ever play in the state championship game ... Voted Second Team All-State by the *Louisville Courier-Journal* ... As a senior, named a Miss Basketball candidate and averaged 22.1

points, 11.8 rebounds, 2.4 assists and 3.5 steals per game ... Selected to the Kentucky All-Star Team and named a McDonalds High School All-American candidate ... Voted First Team All-State by the *Louisville Courier-Journal*, *Lexington Herald-Leader* and the Associated Press ... Scored 2,907 points and grabbed 1,513 rebounds in her career, ranking first all-time in school history.

QUEEN'S CAREER STATISTICS

Year	GP-GS	Min	Avg	FG-A	Pct	3FG-A	Pct	FT-A	Pct	Off-Def-Tot	Avg	PF-FO	A	TO	Blk	Stl	Pts	Avg
2007-08	12-5	188	15.7	17-39	.436	7-14	.500	9-13	.692	18-31-49	4.1	34-1	3	25	2	10	50	4.2

#10 Jackie Pickel • Sophomore • Guard • Cleveland, Tenn.



Pickel's 2007-08 Game-by-Game

	DATE	GS	MIN	FG-A	3FG-A	FT-A	O-D-T	PF	A	TO	BLK	S	PTS
NORTH ALABAMA (Exh.)	11/01/07		22	1-3	0-2	0-0	1-6-7	2	1	3	0	3	2
HENDERSON ST. (Exh.)	11/05/07	*	19	4-11	2-8	0-1	2-1-3	2	3	2	0	2	10
at Old Dominion	11/10/07		22	3-7	3-7	0-0	0-2-2	2	0	0	0	2	9
TENNESSEE TECH	11/14/07		19	4-7	2-5	1-2	2-0-2	4	0	1	0	2	11
at Houston	11/19/07		11	1-3	1-3	0-0	0-0-0	3	0	0	0	0	3
at Arizona	11/25/07		14	2-8	0-5	0-0	1-1-2	1	0	0	0	1	4
at Chattanooga	11/28/07		11	1-4	1-3	0-0	0-0-0	1	0	0	0	0	3
WESTERN CAROLINA	12/02/07		11	0-5	0-4	0-0	1-1-2	0	1	0	0	0	0
at #3/6 Maryland	12/05/07		6	0-1	0-1	0-0	0-0-0	0	0	0	0	0	0
at #1/1 Tennessee	12/13/07		9	1-2	1-2	0-0	0-0-0	2	0	1	0	0	3
at Austin Peay	12/15/07		9	1-7	0-5	0-0	1-0-1	1	0	1	0	1	2
FLA. INTERNATIONAL	12/19/07		17	4-8	4-7	0-0	0-2-2	1	1	0	0	1	12
at South Alabama	12/22/07		15	2-4	1-3	0-0	0-0-0	2	0	1	0	2	5
#8/8 LSU	12/28/07		4	0-1	0-1	0-0	0-0-0	1	0	1	0	1	0

Career Highs

Points: 18, vs. North Dakota State (01/02/07)
 Rebounds: 3, vs. North Dakota State (01/02/07)
 FG Made: 6, vs. North Dakota State (01/02/07)
 FG Attempts: 13, vs. Denver (01/31/07)
 3-Pt. FG Made: 6, vs. North Dakota State (01/02/07)
 3-Pt. FG Attempts: 11, vs. La.-Lafayette (01/28/07)
 FT Made: 2, vs. Florida Atlantic (02/24/07)
 FT Attempts: 3, vs. North Dakota State (01/02/07)
 Assists: 2, 2x, last at New Orleans (01/13/07)
 Steals: 2, 5x, last at South Alabama (12/22/07)
 Minutes: 22, at Old Dominion (11/10/07)

Miscellaneous

Double Figure Scoring Games	7
Double Figure Rebound Games	0
Double-Doubles	0
Games Led MT in Scoring	0
Games Led MT in Rebounding	0
Games With 20+ Points	0

Season Highs

Points: 12, vs. Florida International (12/19/07)
 Rebounds: 2, 5x, last vs. Florida International (12/19/07)
 FG Made: 4, 2x, last vs. Florida International (12/19/07)
 FG Attempts: 8, 2x, last vs. Fla. International (12/19/07)
 3-Pt. FG Made: 4, vs. Florida International (12/19/07)
 3-Pt. FG Att.: 7, 2x, last vs. Fla. International (12/19/07)
 FT Made: 1, vs. Tennessee Tech (11/14/07)
 FT Attempts: 2, vs. Tennessee Tech (11/14/07)
 Assists: 1, 2x, last vs. Florida International (12/19/07)
 Steals: 2, 3x, last at South Alabama (12/22/07)
 Minutes: 22, at Old Dominion (11/10/07)

Miscellaneous

Double Figure Scoring Games	2
Double Figure Rebound Games	0
Double-Doubles	0
Games Led MT in Scoring	0
Games Led MT in Rebounding	0
Games With 20+ Points	0

2007-08 Tidbits

Hit three 3-pointers, scoring nine points in career-high 22 minutes in opener at Old Dominion ... Hit pair of 3-pointers and scored 11 points versus Tennessee Tech.

2006-07 Tidbits

Played in all 34 games, averaging 4.8 points, 0.7 rebounds and 0.3 assists in 10.0 minutes per contest ... Ranked 12th in the Sun Belt in 3-point FG made with 49 ... Recorded nine games with three or more made 3-pointers ... Hit five 3-pointers for 15 points and added two assists versus Chattanooga ... Connected on four trifectas for 12 points against Louisiana-Monroe ... Came off the bench in the second hit to three straight 3-pointers and give the Blue Raiders the lead for good against Old Dominion

... Netted six 3-pointers for 18 points versus North Dakota State, tying for the eighth most trifectas in a game in school history ... Scored 10 points on 5-for-10 shooting in the next game, against Troy ... Connected on a trio of 3-pointers at New Orleans and had a pair of 3-pointers and 10 points versus Denver ... Recorded three trifectas in the next game, against South Alabama, and three more at Florida International ... Hit three 3-pointers versus Denver in the semifinals of the SBC Championships ... Connected on a trio of trifectas versus Marist in the second round of the NCAA Tournament.

PICKEL'S CAREER STATISTICS

Year	GP-GS	Min	Avg	FG-A	Pct	3FG-A	Pct	FT-A	Pct	Off-Def-Tot	Avg	PF-FO	A	TO	Blk	Stl	Pts	Avg
2006-07	34-0	348	10.2	55-175	.314	49-160	.306	3-8	.375	11-12-23	0.7	35-0	11	19	0	11	162	4.8
2007-08	12-0	148	12.3	19-57	.333	13-46	.283	1-2	.500	5-6-11	0.9	18-0	2	5	0	10	52	4.3
TOTAL	46-0	487	10.6	74-232	.319	62-206	.301	4-10	.400	16-18-34	0.7	53-0	13	24	0	21	214	4.7

#12 Starr Orr • Senior • Guard • Danville, Ala.



Orr's 2007-08 Game-by-Game

	DATE	GS	MIN	FG-A	3FG-A	FT-A	O-D-T	PF	A	TO	BLK	S	PTS
NORTH ALABAMA (Exh.)	11/01/07					DNP							
HENDERSON ST. (Exh.)	11/05/07					DNP							
at Old Dominion	11/10/07					DNP							
TENNESSEE TECH	11/14/07					DNP							
at Houston	11/19/07	*	28	3-4	0-0	0-2	4-1-5	2	3	1	0	1	6
at Arizona	11/25/07	*	26	3-7	0-2	0-0	2-0-2	3	1	1	0	2	6
at Chattanooga	11/28/07	*	28	5-10	1-2	0-0	2-2-4	3	2	3	0	3	11
WESTERN CAROLINA	12/02/07	*	36	1-11	0-1	1-2	3-1-4	2	0	0	0	1	3
at #3/6 Maryland	12/05/07	*	19	0-5	0-0	0-0	4-0-4	1	2	0	0	0	0
at #1/1 Tennessee	12/13/07	*	31	4-9	4-7	0-2	1-2-3	2	2	1	0	2	12
at Austin Peay	12/15/07	*	25	3-7	1-3	0-0	0-1-1	1	2	0	0	5	7
FLA. INTERNATIONAL	12/19/07	*	28	1-4	0-2	0-0	1-3-4	1	4	0	0	1	2
at South Alabama	12/22/07		17	2-3	0-0	0-0	0-5-5	0	3	0	0	2	4
#8/8 LSU	12/28/07	*	31	2-8	0-0	1-3	1-2-3	1	1	2	0	2	5

Career Highs

Points: 14, at Minnesota (11/19/06)
 Rebounds: 11, at Austin Peay (12/28/05)
 FG Made: 6, at Minnesota (11/19/06)
 FG Attempts: 12, at Austin Peay (12/28/05)
 3-Pt. FG Made: 4, at #1/1 Tennessee (12/13/07)
 3-Pt. FG Attempts: 7, at #1/1 Tennessee (12/13/07)
 FT Made: 6, vs. Western Kentucky (03/07/06)
 FT Attempts: 6, 2x, last vs. Western Kentucky (03/07/06)
 Assists: 6, at Minnesota (11/19/06)
 Steals: 5, 4x, last at Louisiana-Monroe (02/07/07)
 Minutes: 39, at Western Kentucky (02/11/07)

Miscellaneous

Double Figure Scoring Games 13
 Double Figure Rebound Games 1
 Double-Doubles 1
 Games Led MT in Scoring 0
 Games Led MT in Rebounding 4
 Games With 20+ Points 0

Season Highs

Points: 12, at #1/1 Tennessee (12/13/07)
 Rebounds: 5, 2x, last at South Alabama (12/22/07)
 FG Made: 5, at Chattanooga (11/28/07)
 FG Attempts: 11, vs. Western Carolina (12/02/07)
 3-Pt. FG Made: 4, at #1/1 Tennessee (12/13/07)
 3-Pt. FG Attempts: 7, at #1/1 Tennessee (12/13/07)
 FT Made: 1, 2x, last vs. #8/8 LSU (12/28/07)
 FT Attempts: 3, vs. #8/8 LSU (12/28/07)
 Assists: 4, vs. Florida International (12/19/07)
 Steals: 5, at Austin Peay (12/15/07)
 Minutes: 36, vs. Western Carolina (12/02/07)

Miscellaneous

Double Figure Scoring Games 2
 Double Figure Rebound Games 0
 Double-Doubles 0
 Games Led MT in Scoring 0
 Games Led MT in Rebounding 0
 Games With 20+ Points 0

2007-08 Tidbits

Suspended for the two exhibition games and the first two regular season contests for a violation of athletic department policy ... Scored 11 points on 5-of-10 shooting at Chattanooga ... Netted 12 points, including career-high four 3-pointers at No. 1 Tennessee.

2006-07 Tidbits

Started 32 of the team's 34 contests, averaging 5.5 points and 4.4 rebounds per game ... Also ranked 76th nationally in steals with 2.4 per outing ... Middle Tennessee was 30-2 with Orr in the starting lineup ... Netted double figures in eight contests ... Had two of the best all-around games of her career at the Minnesota Subway Classic, scoring 12 points with seven rebounds

against Maine and 14 points with eight boards versus Minnesota ... Netted 12 points at Tennessee Tech and 10 at New Orleans ... Scored 11 points against both Denver and South Alabama and added 10 at Western Kentucky ... Posted 10 points and six rebounds in first round NCAA Tournament victory over Gonzaga.

ORR'S CAREER STATISTICS

Year	GP-GS	Min	Avg	FG-A	Pct	3FG-A	Pct	FT-A	Pct	Off-Def-Tot	Avg	PF-FO	A	TO	Blk	Stl	Pts	Avg
2004-05	31-5	457	14.7	34-76	.447	0-3	.000	20-30	.667	22-43-65	2.1	39-0	21	24	1	20	88	2.8
2005-06	23-4	471	20.5	40-111	.360	6-27	.222	29-35	.829	33-41-74	3.2	37-1	21	33	5	34	115	5.0
2006-07	34-32	991	29.1	70-177	.395	20-63	.317	27-42	.643	73-76-149	4.4	53-0	68	50	1	80	187	5.5
2007-08	10-9	269	26.9	24-68	.353	6-17	.353	2-9	.222	18-17-35	3.5	16-0	20	8	0	19	56	5.6
TOTAL	98-50	2189	22.3	168-432	.389	32-110	.291	78-116	.672	146-177-323	3.3	145-1	130	115	7	153	446	4.6

#14 Latoya Barclay • Senior • Guard • Harvest, Ala.



Barclay's 2007-08 Game-by-Game

	DATE	GS	MIN	FG-A	3FG-A	FT-A	O-D-T	PF	A	TO	BLK	S	PTS
NORTH ALABAMA (Exh.)	11/01/07	*	16	3-6	0-3	0-0	2-1-3	2	4	1	0	1	6
HENDERSON ST. (Exh.)	11/05/07		21	2-5	0-3	3-4	2-4-6	1	4	2	0	3	7
at Old Dominion	11/10/07	*	31	6-9	3-5	2-2	3-1-4	4	3	3	1	3	17
TENNESSEE TECH	11/14/07	*	29	4-7	1-3	2-2	2-1-3	3	0	3	0	1	11
at Houston	11/19/07	*	14	0-2	0-2	0-0	0-1-1	4	1	3	0	0	0
at Arizona	11/25/07		25	2-8	1-4	2-5	1-2-3	0	3	0	0	1	7
at Chattanooga	11/28/07		14	1-4	0-3	0-0	0-0-0	0	2	0	0	0	2
WESTERN CAROLINA	12/02/07		20	2-6	1-2	2-2	1-1-2	4	1	2	0	0	7
at #3/6 Maryland	12/05/07		17	0-2	0-2	3-4	1-1-2	2	3	3	0	0	3
at #1/1 Tennessee	12/13/07		14	1-5	0-0	0-0	3-1-4	1	0	1	0	3	2
at Austin Peay	12/15/07		15	3-7	0-2	2-4	2-1-3	2	2	3	0	3	8
FLA. INTERNATIONAL	12/19/07		12	2-7	1-4	2-2	1-0-1	2	1	1	1	2	7
at South Alabama	12/22/07	*	23	1-3	1-1	0-1	1-1-2	3	5	0	0	4	3
#8/8 LSU	12/28/07		9	1-2	0-0	1-1	0-0-0	1	0	0	0	0	3

Career Highs

Points: 17, at Old Dominion (11/10/07)
 Rebounds: 4, 4x, last at #1/1 Tennessee (12/13/07)
 FG Made: 6, at Old Dominion (11/10/07)
 FG Attempts: 9, 2x, last at Old Dominion (11/10/07)
 3-Pt. FG Made: 3, at Old Dominion (11/10/07)
 3-Pt. FG Attempts: 5, at Old Dominion (11/10/07)
 FT Made: 6, vs. Penn State (12/18/05)
 FT Attempts: 6, vs. Penn State (12/18/05)
 Assists: 5, 2x, last at South Alabama (12/22/07)
 Steals: 4, 2x, last at South Alabama (12/22/07)
 Minutes: 31, at Old Dominion (11/10/07)

Miscellaneous

Double Figure Scoring Games 6
 Double Figure Rebound Games 0
 Double-Doubles 0
 Games Led MT in Scoring 1
 Games Led MT in Rebounding 0
 Games With 20+ Points 0

Season Highs

Points: 17, at Old Dominion (11/10/07)
 Rebounds: 4, 2x, last at #1/1 Tennessee (12/13/07)
 FG Made: 6, at Old Dominion (11/10/07)
 FG Attempts: 9, at Old Dominion (11/10/07)
 3-Pt. FG Made: 3, at Old Dominion (11/10/07)
 3-Pt. FG Att.: 5, at Old Dominion (11/10/07)
 FT Made: 3, at #3/6 Maryland (12/05/07)
 FT Attempts: 5, at Arizona (11/25/07)
 Assists: 5, at South Alabama (12/22/07)
 Steals: 4, at South Alabama (12/22/07)
 Minutes: 31, at Old Dominion (11/10/07)

Miscellaneous

Double Figure Scoring Games 2
 Double Figure Rebound Games 0
 Double-Doubles 0
 Games Led MT in Scoring 1
 Games Led MT in Rebounding 0
 Games With 20+ Points 0

2007-08 Tidbits

Scored career-high 17 points, including three 3-pointers, in opener at Old Dominion ... Also added four rebounds, three assists and three steals at ODU ... Netted 11 points on 4-of-7 shooting versus Tennessee Tech ... Scored seven points with three assists off the bench at Arizona.

2006-07 Tidbits

Played in 29 games, averaging 1.9 points and 0.4 rebounds per contest ... Played double-figure minutes in first two games of the season against Maryland and South Dakota State, hitting a 3-pointer and adding two assists versus the Terrapins ... Scored four points in 10 minutes of action against Austin Peay ... Playing time

increased dramatically in mid-February after injury to Chelsia Lymon ... Scored six points in 18 minutes at Western Kentucky ... Hit pair of 3-pointers and totaled 10 points in 18 minutes versus South Alabama in first round of SBC Championships ... Had two 3-pointers and seven points in first round NCAA Tournament victory over Gonzaga.

BARCLAY'S CAREER STATISTICS

Year	GP-GS	Min	Avg	FG-A	Pct	3FG-A	Pct	FT-A	Pct	Off-Def-Tot	Avg	PF-FO	A	TO	Blk	Stl	Pts	Avg
2004-05	20-0	142	7.1	6-30	.200	1-9	.111	4-5	.800	6-15-21	1.1	20-0	9	24	0	8	17	0.9
2005-06	31-1	473	15.3	32-83	.386	15-48	.313	18-19	.947	15-17-32	1.0	54-0	32	42	4	22	97	3.1
2006-07	30-0	251	8.4	21-49	.429	9-29	.310	5-7	.714	7-6-13	0.4	34-0	17	12	0	10	56	1.9
2007-08	12-4	223	18.6	23-62	.371	8-28	.286	16-23	.696	15-10-25	2.1	26-0	21	19	2	17	70	5.8
TOTAL	92-5	1088	11.8	82-224	.366	33-114	.289	43-54	.796	43-48-91	1.0	134-0	79	97	6	57	240	2.6

#21 Brandi Brown • Sophomore • Forward • Jamestown, Tenn.



Brown's 2007-08 Game-by-Game

	DATE	GS	MIN	FG-A	3FG-A	FT-A	O-D-T	PF	A	TO	BLK	S	PTS
NORTH ALABAMA (Exh.)	11/01/07	*	30	3-8	1-2	2-3	2-3-5	3	5	3	1	1	9
HENDERSON ST. (Exh.)	11/05/07	*	24	0-3	0-2	1-2	1-2-3	2	1	2	0	1	1
at Old Dominion	11/10/07	*	35	5-11	3-7	0-0	2-2-4	2	1	1	0	1	13
TENNESSEE TECH	11/14/07	*	26	2-5	0-0	2-2	2-2-4	3	1	4	0	1	6
at Houston	11/19/07	*	29	2-9	2-7	0-0	2-0-2	3	4	3	2	2	6
at Arizona	11/25/07	*	30	3-6	2-3	0-0	3-2-5	1	0	3	0	0	8
at Chattanooga	11/28/07	*	27	1-4	0-3	0-0	1-3-4	3	3	0	0	0	2
WESTERN CAROLINA	12/02/07	*	19	2-3	1-1	0-0	0-1-1	5	0	1	1	0	5
at #3/6 Maryland	12/05/07	*	37	8-15	6-12	0-0	1-3-4	4	2	3	1	0	22
at Tennessee	12/13/07	*	19	1-5	1-4	0-0	0-3-3	5	3	2	0	0	3
at Austin Peay	12/15/07	*	30	2-7	2-4	0-0	0-1-1	2	2	1	1	2	6
FLA. INTERNATIONAL	12/19/07	*	30	5-12	3-10	1-2	2-0-2	2	2	0	0	2	14
at South Alabama	12/22/07	*	33	5-8	2-4	0-0	1-1-2	2	6	0	0	2	12
#8/8 LSU	12/28/07	*	40	2-7	2-5	2-2	2-4-6	2	1	2	0	0	8

Career Highs

Points: 25, vs. North Dakota State (01/02/07)
 Rebounds: 6, vs. #8/8 LSU (12/28/07)
 FG Made: 9, vs. North Dakota State (01/02/07)
 FG Attempts: 15, 2x, last at #3/6 Maryland (12/05/07)
 3-Pt. FG Made: 7, vs. North Dakota State (01/02/07)
 3-Pt. FG Att.: 14, vs. Louisiana-Lafayette (01/28/07)
 FT Made: 2, 3x, last vs. #8/8 LSU (12/28/07)
 FT Attempts: 2, 6x, last vs. #8/8 LSU (12/28/07)
 Assists: 6, at South Alabama (12/22/07)
 Steals: 2, 8x, last at South Alabama (12/22/07)
 Minutes: 40, vs. #8/8 LSU (12/28/07)

Miscellaneous

Double Figure Scoring Games	15
Double Figure Rebound Games	0
Double-Doubles	0
Games Led MT in Scoring	3
Games Led MT in Rebounding	0
Games With 20+ Points	2

Season Highs

Points: 22, at #3/6 Maryland (12/05/07)
 Rebounds: 6, vs. #8/8 LSU (12/28/07)
 FG Made: 8, at #3/6 Maryland (12/05/07)
 FG Attempts: 15, at #3/6 Maryland (12/05/07)
 3-Pt. FG Made: 6, at #3/6 Maryland (12/05/07)
 3-Pt. FG Att.: 12, at #3/6 Maryland (12/05/07)
 FT Made: 2, 2x, last vs. #8/8 LSU (12/28/07)
 FT Attempts: 2, 3x, last vs. #8/8 LSU (12/28/07)
 Assists: 6, at South Alabama (12/22/07)
 Steals: 2, 4x, last at South Alabama (12/22/07)
 Minutes: 40, vs. #8/8 LSU (12/28/07)

Miscellaneous

Double Figure Scoring Games	4
Double Figure Rebound Games	0
Double-Doubles	0
Games Led MT in Scoring	1
Games Led MT in Rebounding	0
Games With 20+ Points	1

2007-08 Tidbits

Scored 13 points with four rebounds and three 3-pointers in career-high 35 minutes at Old Dominion ... Netted season-high 22 points, including 6-of-12 3-pointers, in career-high 37 minutes at third-ranked Maryland.

2006-07 Tidbits

Started twice and played in all 34 contests, averaging 7.0 points, 1.9 rebounds and 15.9 minutes per game ... Made 62 3-pointers, tied for the seventh most in a single season and fourth most in the Sun Belt ... Her .363 3-point FG percentage was also 10th best in the SBC ... Had nine contests with three or more made 3-pointers, including eight games with at least four trifectas ... Scored in double figures 11 times, all in an 18-game stretch from November 26-January 31 ... Started the first two games of her career, versus top-ranked Maryland and against South Dakota State ... Hit four 3-pointers for 12 points at

Tennessee and followed that with 10 points and four rebounds at Tennessee Tech ... Had five trifectas and 17 points along with five rebounds at South Alabama and 10 points versus Louisiana-Monroe ... Connected on seven 3-pointers, tying for the fifth most in a game in school history, and posted 25 points against North Dakota State ... Had five more 3-pointers and 19 points in her next game, against Troy, and 16 points and four trifectas in the following game, at Florida International ... Connected on four 3-pointers and 12 points at New Orleans and versus Arkansas State ... Netted four trifectas and scored 15 points with five rebounds against Louisiana-Lafayette ... Also scored 15 points with three trifectas versus Denver ... Struggled the last six weeks of the season, making just five 3-pointers on 33 attempts over the final 11 contests.

BROWN'S CAREER STATISTICS

Year	GP-GS	Min	Avg	FG-A	Pct	3FG-A	Pct	FT-A	Pct	Off-Def-Tot	Avg	PF-FO	A	TO	Blk	Stl	Pts	Avg
2006-07	33-2	525	15.9	82-202	.406	60-166	.361	7-10	.700	19-44-63	1.9	76-2	38	49	23	22	231	7.0
2007-08	12-12	355	29.6	38-92	.413	24-60	.400	5-6	.833	16-22-38	3.2	34-2	25	20	5	10	105	8.8
TOTAL	46-14	897	19.5	122-299	.408	86-231	.372	12-16	.750	35-67-102	2.2	112-4	65	69	28	32	342	7.4

#23 Angelique Burttts • r-Freshman • Forward • Conyers, Ga.



Burttts' 2007-08 Game-by-Game

	DATE	GS	MIN	FG-A	3FG-A	FT-A	O-D-T	PF	A	TO	BLK	S	PTS
NORTH ALABAMA (Exh.)	11/01/07		11	4-5	1-2	0-2	2-0-2	2	0	0	0	3	9
HENDERSON ST. (Exh.)	11/05/07		13	3-3	0-0	5-6	4-3-7	3	0	1	0	0	11
at Old Dominion	11/10/07		7	1-3	0-0	0-0	2-1-3	3	0	1	0	0	2
TENNESSEE TECH	11/14/07		8	0-0	0-0	0-0	0-1-1	1	2	1	0	2	0
at Houston	11/19/07					DNP							
at Arizona	11/25/07		3	0-0	0-0	0-0	0-0-0	1	0	1	0	0	0
at Chattanooga	11/28/07					DNP							
WESTERN CAROLINA	12/02/07		11	5-5	0-0	2-5	4-1-5	3	0	0	1	1	12
at #3/6 Maryland	12/05/07	*	14	0-0	0-0	0-0	1-1-2	3	0	0	0	0	0
at #1/1 Tennessee	12/13/07		10	0-3	0-0	0-0	2-3-5	5	0	1	0	1	0
at Austin Peay	12/15/07		6	0-1	0-0	0-0	1-1-2	5	0	1	0	0	0
FLA. INTERNATIONAL	12/19/07		6	0-0	0-0	0-0	0-1-1	0	0	0	1	0	0
at South Alabama	12/22/07		7	2-5	1-1	0-0	1-2-3	1	0	0	2	1	5
#8/8 LSU	12/28/07		0	0-0	0-0	0-0	0-0-0	0	0	0	0	0	0

Season Highs

Points: 12, vs. Western Carolina (12/02/07)
 Rebounds: 5, 2x, last at #1/1 Tennessee (12/13/07)
 FG Made: 5, vs. Western Carolina (12/02/07)
 FG Attempts: 5, 2x, last at South Alabama (12/22/07)
 3-Pt. FG Made: 1, at South Alabama (12/22/07)
 3-Pt. FG Attempts: 1, at South Alabama (12/22/07)
 FT Made: 2, vs. Western Carolina (12/02/07)
 FT Attempts: 5, vs. Western Carolina (12/02/07)
 Assists: 2, vs. Tennessee Tech (11/14/07)
 Steals: 2, vs. Tennessee Tech (11/14/07)
 Minutes: 11, vs. Western Carolina (12/02/07)

Miscellaneous

Double Figure Scoring Games	1
Double Figure Rebound Games	0
Double-Doubles	0
Games Led MT in Scoring	0
Games Led MT in Rebounding	0
Games With 20+ Points	0

2007-08 Tidbits

Played seven minutes, scoring two points with three rebounds at Old Dominion in first career game ... Came off the bench to score 12 points with five rebounds in 11 minutes versus Western Carolina ... Drew first career start at third-ranked Maryland.

2006-07 Notes

Redshirted last season.

High School

Three-year letterwinner at Rockdale High School ... McDonalds High School All-American nominee as senior ... First Team All-Area selection as sophomore, junior and senior ... *Rockdale Citizen* Player of the Year and Third Team All-State by the *Atlanta Journal Constitution* as junior and senior ... Averaged 20 points, 10 rebounds, four assists and two steals per game for her career,

shooting 51 percent from the field ... Helped lead Rockdale to three consecutive Class 4A playoff tournaments, including a run to the Elite 8 as a sophomore and the first round of the playoffs as a junior and senior.

BURTTTS' CAREER STATISTICS

Year	GP-GS	Min	Avg	FG-A	Pct	3FG-A	Pct	FT-A	Pct	Off-Def-Tot	Avg	PF-FO	A	TO	Blk	Stl	Pts	Avg
2007-08	10-1	72	7.2	8-17	.471	1-1	1.000	2-5	.400	11-11-22	2.2	22-2	2	5	4	5	19	1.9

#30 Anne Marie Lanning • Freshman • Guard • Murfreesboro, Tenn.



Lanning's 2007-08 Game-by-Game

	DATE	GS	MIN	FG-A	3FG-A	FT-A	O-D-T	PF	A	TO	BLK	S	PTS
NORTH ALABAMA (Exh.)	11/01/07	*	30	4-14	2-4	8-8	4-2-6	2	4	1	1	4	18
HENDERSON ST. (Exh.)	11/05/07	*	26	7-15	3-6	4-5	2-2-4	1	4	3	0	3	21
at Old Dominion	11/10/07	*	26	0-6	0-1	5-6	3-3-6	1	1	4	1	2	5
TENNESSEE TECH	11/14/07	*	33	4-10	2-3	2-6	1-2-3	1	4	1	0	7	12
at Houston	11/19/07		27	4-6	1-2	2-2	1-3-4	2	1	2	0	2	11
at Arizona	11/25/07	*	16	2-5	1-3	0-0	1-1-2	1	0	0	0	1	5
at Chattanooga	11/28/07	*	26	4-12	2-7	0-0	1-2-3	0	4	1	1	0	10
WESTERN CAROLINA	12/02/07	*	15	1-2	0-0	3-3	1-0-1	4	1	2	0	1	5
at #3/6 Maryland	12/05/07		14	1-3	1-3	0-0	2-0-2	1	1	0	0	0	3
at #1/1 Tennessee	12/13/07		23	0-2	0-1	0-0	1-0-1	4	1	0	1	0	0
at Austin Peay	12/15/07		17	4-6	2-2	1-2	2-2-4	5	2	0	0	2	11
FLA. INTERNATIONAL	12/19/07		18	3-6	1-4	2-2	4-2-6	2	1	1	0	1	9
at South Alabama	12/22/07		11	5-7	3-4	2-2	1-0-1	0	0	0	0	0	15
#8/8 LSU	12/28/07		12	0-3	0-1	0-0	1-1-2	1	3	0	0	0	0

Season Highs

Points: 15, at South Alabama (12/22/07)
 Rebounds: 6, 2x, last vs. Florida International (12/19/07)
 FG Made: 5, at South Alabama (12/22/07)
 FG Attempts: 12, at Chattanooga (11/28/07)
 3-Pt. FG Made: 3, at South Alabama (12/22/07)
 3-Pt. FG Attempts: 7, at Chattanooga (11/28/07)
 FT Made: 5, at Old Dominion (11/10/07)
 FT Attempts: 6, 2x, last vs. Tennessee Tech (11/14/07)
 Assists: 4, 2x, last at Chattanooga (11/28/07)
 Steals: 7, vs. Tennessee Tech (11/14/07)
 Minutes: 33, vs. Tennessee Tech (11/14/07)

Miscellaneous

Double Figure Scoring Games	5
Double Figure Rebound Games	0
Double-Doubles	0
Games Led MT in Scoring	0
Games Led MT in Rebounding	0
Games With 20+ Points	0

2007-08 Tidbits

Struggled at Old Dominion after starting first career game, going 0-for-6 from the field but 5-of-6 at the foul line ... Scored 12 points with four assists and seven steals versus Tennessee Tech ... Scored 11 points on 4-of-6 shooting at Houston ... Posted 11 points on 4-of-6 shooting, including pair of 3-pointers, at Austin Peay ... Netted 15 points on 5-of-7 shooting in just 11 minutes at South Alabama.

High School

Four-year letterwinner for coach Michael J. Burt at Riverdale HS ... Helped lead the Warriors to their first state championship as a senior, averaging 25 points, seven rebounds, 5.4 assists and three steals per game ... Voted Miss Basketball in Class AAA as senior ... Named Midstate Player of the Year by the *Tennessean* and Athlete of the Year by the *Daily News Journal*

... Recognized by *Street and Smith* as Honorable Mention All-American as sophomore and senior ... Selected Female Athlete of the Year by *On The Ball* magazine ... Earned District 7-AAA MVP as sophomore and senior ... Voted All-District and All-Region as sophomore, junior and senior ... Garnered All-State accolades as junior and senior ... Scored 998 points as a senior and broke the school's all-time scoring record, finishing with 2,613 points ... Also holds school record for most points in a single game with 45 ... Averaged 18.5 points, 2.2 assists and 1.9 steals per game as a junior ... Voted Best All-Around Senior Girl at RHS and served as Girls State Delegate ... Graduated with a 3.8 GPA and in the Top 10 percent of her class.

LANNING'S CAREER STATISTICS

Year	GP-GS	Min	Avg	FG-A	Pct	3FG-A	Pct	FT-A	Pct	Off-Def-Tot	Avg	PF-FO	A	TO	Blk	Stl	Pts	Avg
2007-08	12-5	238	19.8	28-68	.412	13-31	.419	17-23	.739	19-16-35	2.9	22-1	19	11	3	16	86	7.2

#32 Alysha Clark • Junior • Forward • Mt. Juliet, Tenn.



Clark's 2007-08 Game-by-Game

	DATE	GS	MIN	FG-A	3FG-A	FT-A	O-D-T	PF	A	TO	BLK	S	PTS
NORTH ALABAMA (Exh.)	11/01/07					DNP							
HENDERSON ST. (Exh.)	11/05/07					DNP							
at Old Dominion	11/10/07					DNP							
TENNESSEE TECH	11/14/07					DNP							
at Houston	11/19/07					DNP							
at Arizona	11/25/07					DNP							
at Chattanooga	11/28/07					DNP							
WESTERN CAROLINA	12/02/07					DNP							
at #3/6 Maryland	12/05/07					DNP							
at #1/1 Tennessee	12/13/07					DNP							
at Austin Peay	12/15/07					DNP							
FLA. INTERNATIONAL	12/19/07					DNP							
at South Alabama	12/22/07					DNP							
#8/8 LSU	12/28/07					DNP							

Career Highs

Points: 36, vs. Clemson (11/25/05)
 Rebounds: 23, vs. East Tennessee (02/01/07)
 FG Made: 13, vs. Clemson (11/25/05)
 FG Attempts: 21, vs. Clemson (11/25/05)
 3-Pt. FG Made: 1, 13x, last vs. Georgia (03/17/07)
 3-Pt. FG Attempts: 4, at East Tennessee (12/01/05)
 FT Made: 13, vs. Stetson (03/09/06)
 FT Attempts: 17, at Mercer (01/14/06)
 Assists: 5, vs. Kennesaw State (02/03/07)
 Steals: 6, vs. Stetson (01/11/07)
 Minutes: 42, at Campbell (02/09/06)

Miscellaneous

Double Figure Scoring Games	0
Double Figure Rebound Games	0
Double-Doubles	0
Games Led MT in Scoring	0
Games Led MT in Rebounding	0
Games With 20+ Points	0

Before Middle Tennessee

Spent two seasons at Belmont University in Nashville, Tenn., helping the Bruins to their first-ever NCAA Tournament appearance in 2007 ... Scored 1,000 career points in 52 games ... Named Atlantic Sun Conference Player of the Year both years ... Also voted A-Sun Freshman of the Year in 2005-06 ... Voted 2007 Atlantic Sun Tournament MVP ... Named to A-Sun All-Academic Team in 2005-06 and 2006-07 ... Averaged 16.6 points and 12.1 rebounds per game as a sophomore, ranking 68th nationally in scoring and third in the country in rebounding ... Recorded 20 double-doubles for the season, including three 20-plus rebound efforts (at Mississippi State, vs. East Tennessee and Kennesaw State) and two more games with 19 rebounds ... Set the Belmont single game record for rebounds with 24 against ETSU ... Five time A-Sun Player of the Week selection ... Averaged 20.1 points and 11.1 rebounds per game as a freshman, ranking 16th nationally in scoring and 11th in the country in rebounding ... Also finished the year ranked 29th in the nation in FG percentage

(.546) ... Recorded 19 double-doubles, second most in the country for a freshman ... Shot 54.6 percent from the floor, second best among all DI freshmen ... Scored a career-high 36 points (added 12 rebounds) against Clemson on November 25, 2005.

High School

Three-year letterwinner for coach Chris Fryer at Mt. Juliet HS ... Named Midstate Player of the Year by the *Tennessean* and Class AAA Miss Basketball as senior ... Voted State Tournament MVP and to the Girls All-Southern Basketball Team by the *Orlando Sentinel* ... Also garnered Tennessee Gatorade Player of the Year accolades and named to the Tennessee All-Star Team ... Earned WBCA High School Honorable Mention All-America honors and selected as an AAU All-American ... Averaged 24 points and 11.6 rebounds, shooting 67 percent from the floor and 78 percent from the free throw line as a senior ... Named to National Honor Roll.

CLARK'S CAREER STATISTICS

Year	GP-GS	Min	Avg	FG-A	Pct	3FG-A	Pct	FT-A	Pct	Off-Def-Tot	Avg	PF-FO	A	TO	Blk	Stl	Pts	Avg
2005-06	27-27	841	31.1	193-351	.550	5-18	.278	153-209	.732	138-162-300	11.1	86-2	38	83	14	45	544	20.1
2006-07	30-27	847	28.2	165-284	.581	8-21	.381	159-213	.746	144-220-364	12.1	74-1	54	101	13	64	497	16.6
TOTAL	54-51	1688	29.6	358-635	.564	13-39	.333	312-422	.739	282-382-664	11.6	160-3	92	184	27	109	1041	18.3

THE STAT CREW SYSTEM
Middle Tennessee Season Box Score (as of Dec 29, 2007)
All games

RECORD:	OVERALL	HOME	AWAY	NEUTRAL
ALL GAMES.....	(7-5)	(3-1)	(4-4)	(0-0)
CONFERENCE.....	(2-0)	(1-0)	(1-0)	(0-0)
NON-CONFERENCE.....	(5-5)	(2-1)	(3-4)	(0-0)

## Player	GP-GS	Min--Avg	---TOTAL---		---3-PTS---		---FT-FTA		----REBOUNDS----				PF	FO	A	TO	Blk	Stl	Pts	Avg
			FG-FGA	Pct	3FG-FGA	Pct	Pct	Off	Def	Tot	Avg									
01 Holt, Amber.....	12-12	419 34.9	124-233	.532	7-35	.200	45-61	.738	46	56	102	8.5	33	0	47	22	5	28	300	25.0
21 Brown, Brandi.....	12-12	355 29.6	38-92	.413	24-60	.400	5-6	.833	16	22	38	3.2	34	2	25	20	5	10	105	8.8
30 Lanning, Anne Marie	12-5	238 19.8	28-68	.412	13-31	.419	17-23	.739	19	16	35	2.9	22	1	19	11	3	16	86	7.2
00 Lymon, Chelsia.....	12-1	220 18.3	27-84	.321	9-37	.243	8-11	.727	10	12	22	1.8	20	0	19	22	0	24	71	5.9
14 Barclay, Latoya....	12-4	223 18.6	23-62	.371	8-28	.286	16-23	.696	15	10	25	2.1	26	0	21	19	2	17	70	5.8
12 ORR, Starr.....	10-9	269 26.9	24-68	.353	6-17	.353	2-9	.222	18	17	35	3.5	16	0	20	8	0	19	56	5.6
02 Abney, Johnna.....	12-11	264 22.0	17-49	.347	13-38	.342	11-12	.917	3	7	10	0.8	34	2	22	28	0	12	58	4.8
10 Pickel,Jackie.....	12-0	148 12.3	19-57	.333	13-46	.283	1-2	.500	5	6	11	0.9	18	0	2	5	0	10	52	4.3
03 Queen, Emily.....	12-5	188 15.7	17-39	.436	7-14	.500	9-13	.692	18	31	49	4.1	34	1	3	25	2	10	50	4.2
22 Boyd, Morgan.....	1-0	4 4.0	1-3	.333	0-2	.000	1-2	.500	1	1	2	2.0	2	0	0	0	0	0	3	3.0
23 Burtts, Angelique..	10-1	72 7.2	8-17	.471	1-1	1.000	2-5	.400	11	11	22	2.2	22	2	2	5	4	5	19	1.9
team.....									18	27	45	3.8	0		11					
Total.....	12	2400	326-772	.422	101-309	.327	117-167	.701	180	216	396	33.0	261	8	180	176	21	151	870	72.5
Opponents.....	12	2401	278-598	.465	41-126	.325	187-270	.693	158	292	450	37.5	196	-	154	277	43	71	784	65.3

SCORE BY PERIODS:	1st	2nd	Total
-----	-----	-----	-----
Middle Tennessee.....	422	448	- 870
Opponents.....	356	428	- 784

DEADBALL REBOUNDS:	OFF	DEF	TOTAL
-----	-----	-----	-----
Middle Tennessee.....	19	1	20
Opponents.....	29	4	33

THE STAT CREW SYSTEM

Middle Tennessee Season Schedule/Results & Leaders (as of Dec 29, 2007)

All games

RECORD:	OVERALL	HOME	AWAY	NEUTRAL
ALL GAMES.....	(7-5)	(3-1)	(4-4)	(0-0)
CONFERENCE.....	(2-0)	(1-0)	(1-0)	(0-0)
NON-CONFERENCE.....	(5-5)	(2-1)	(3-4)	(0-0)

DATE	TIME	OPPONENT	SCORE	ATTEND	HIGH POINTS	HIGH REBOUNDS
11/10/07	7 PM ET	at Old Dominion	68-76	L 2962	(17)Barclay, Latoya	(7)Queen, Emily
11/14/07	7 PM	TENNESSEE TECH	89-62	W 2614	(19)Holt, Amber	(5)Holt, Amber
11/19/07	7 PM	at Houston	69-68	W 452	(30)Holt, Amber	(15)Holt, Amber
11/25/07	2 PM MT	at Arizona	70-60	W 1087	(27)Holt, Amber	(9)Holt, Amber
11/28/07	6 PM ET	at Chattanooga	54-57	L (19)	Holt, Amber	(7)Holt, Amber
12/02/07	2 PM	WESTERN CAROLINA	71-77	L 3806	(28)Holt, Amber	(5)Burtts, Angelique
12/05/07	7 PM ET	at #3/6 Maryland	69-74	L 5534	(22)Brown, Brandi	(10)Holt, Amber
12/13/07	7 PM ET	at #1/1 Tennessee	61-84	L 12508	(28)Holt, Amber	(5)Burtts, Angelique
12/15/07	5:15 PM	at Austin Peay	95-60	W 850	(33)Holt, Amber	(14)Holt, Amber
12/19/07	7 PM	* FLA. INTERNATIONAL	77-64	W 3411	(18)Holt, Amber	(11)Holt, Amber
12/22/07	5 PM	* at South Alabama	80-46	W 748	(27)Holt, Amber	(8)Holt, Amber
12/28/07	7 PM	#8/8 LSU	67-56	W 7858	(41)Holt, Amber	(12)Queen, Emily

* - Conference game

ATTENDANCE SUMMARY	GAMES	TOTALS	AVG/GAME
HOME.....	4	17689	4422
AWAY.....	8	24141	3018
NEUTRAL.....	0	0	0
TOTAL.....	12	41830	3486

THE STAT CREW SYSTEM
Middle Tennessee Extended Season Box Score (as of Dec 29, 2007)
All games

RECORD:	OVERALL	HOME	AWAY	NEUTRAL
ALL GAMES.....	(7-5)	(3-1)	(4-4)	(0-0)
CONFERENCE.....	(2-0)	(1-0)	(1-0)	(0-0)
NON-CONFERENCE.....	(5-5)	(2-1)	(3-4)	(0-0)

##	Player	GP-GS	Min--Avg	---TOTAL---		-----3-PTS-----			----REBOUNDS----													Pts	Avg				
				FG-FGA	Pct	3FG-FGA	Pct	3FG/G	FT-FTA	Pct	Off	Def	Tot	Avg	PF	FO	A	APG	TO	TOPG	A/TO			Blk	BPG	Stl	SPG
01	Holt, Amber.....	12-12	419 34.9	124-233	.532	7-35	.200	0.58	45-61	.738	46	56	102	8.5	33	0	47	3.92	22	1.83	2.14	5	0.42	28	2.33	300	25.0
21	Brown, Brandi.....	12-12	355 29.6	38-92	.413	24-60	.400	2.00	5-6	.833	16	22	38	3.2	34	2	25	2.08	20	1.67	1.25	5	0.42	10	0.83	105	8.8
30	Lanning, Anne Marie	12-5	238 19.8	28-68	.412	13-31	.419	1.08	17-23	.739	19	16	35	2.9	22	1	19	1.58	11	0.92	1.73	3	0.25	16	1.33	86	7.2
00	Lymon, Chelsia.....	12-1	220 18.3	27-84	.321	9-37	.243	0.75	8-11	.727	10	12	22	1.8	20	0	19	1.58	22	1.83	0.86	0	0.00	24	2.00	71	5.9
14	Barclay, Latoya....	12-4	223 18.6	23-62	.371	8-28	.286	0.67	16-23	.696	15	10	25	2.1	26	0	21	1.75	19	1.58	1.11	2	0.17	17	1.42	70	5.8
12	ORR, Starr.....	10-9	269 26.9	24-68	.353	6-17	.353	0.60	2-9	.222	18	17	35	3.5	16	0	20	2.00	8	0.80	2.50	0	0.00	19	1.90	56	5.6
02	Abney, Johnna.....	12-11	264 22.0	17-49	.347	13-38	.342	1.08	11-12	.917	3	7	10	0.8	34	2	22	1.83	28	2.33	0.79	0	0.00	12	1.00	58	4.8
10	Pickel,Jackie.....	12-0	148 12.3	19-57	.333	13-46	.283	1.08	1-2	.500	5	6	11	0.9	18	0	2	0.17	5	0.42	0.40	0	0.00	10	0.83	52	4.3
03	Queen, Emily.....	12-5	188 15.7	17-39	.436	7-14	.500	0.58	9-13	.692	18	31	49	4.1	34	1	3	0.25	25	2.08	0.12	2	0.17	10	0.83	50	4.2
22	Boyd, Morgan.....	1-0	4 4.0	1-3	.333	0-2	.000	0.00	1-2	.500	1	1	2	2.0	2	0	0	0.00	0	0.00	0.00	0	0.00	0	0.00	3	3.0
23	Burtts, Angelique..	10-1	72 7.2	8-17	.471	1-1	1.000	0.10	2-5	.400	11	11	22	2.2	22	2	2	0.20	5	0.50	0.40	4	0.40	5	0.50	19	1.9
	team.....										18	27	45	3.8	0				11								
	Total.....	12	2400	326-772	.422	101-309	.327	8.42	117-167	.701	180	216	396	33.0	261	8	180	15.00	176	14.67	1.02	21	1.75	151	12.58	870	72.5
	Opponents.....	12	2401	278-598	.465	41-126	.325	3.42	187-270	.693	158	292	450	37.5	196	-	154	12.83	277	23.08	0.56	43	3.58	71	5.92	784	65.3

SCORE BY PERIODS:	1st	2nd	Total	DEADBALL REBOUNDS:	OFF	DEF	TOTAL
-----	-----	-----	-----	-----	-----	-----	-----
Middle Tennessee.....	422	448	- 870	Middle Tennessee.....	19	1	20
Opponents.....	356	428	- 784	Opponents.....	29	4	33

THE STAT CREW SYSTEM
Middle Tennessee Combined Team Statistics (as of Dec 29, 2007)
All games

RECORD:	OVERALL	HOME	AWAY	NEUTRAL
ALL GAMES.....	(7-5)	(3-1)	(4-4)	(0-0)
CONFERENCE.....	(2-0)	(1-0)	(1-0)	(0-0)
NON-CONFERENCE.....	(5-5)	(2-1)	(3-4)	(0-0)

## Player	GP-GS	Min--Avg	---TOTAL---		---3-PTS---		FT-FTA	Pct	---REBOUNDS---				PF	FO	A	TO	Blk	Stl	Pts	Avg
			FG-FGA	Pct	3FG-FGA	Pct			Off	Def	Tot	Avg								
01 Holt, Amber.....	12-12	419 34.9	124-233	.532	7-35	.200	45-61	.738	46	56	102	8.5	33	0	47	22	5	28	300	25.0
21 Brown, Brandi.....	12-12	355 29.6	38-92	.413	24-60	.400	5-6	.833	16	22	38	3.2	34	2	25	20	5	10	105	8.8
30 Lanning, Anne Marie	12-5	238 19.8	28-68	.412	13-31	.419	17-23	.739	19	16	35	2.9	22	1	19	11	3	16	86	7.2
00 Lymon, Chelsia.....	12-1	220 18.3	27-84	.321	9-37	.243	8-11	.727	10	12	22	1.8	20	0	19	22	0	24	71	5.9
14 Barclay, Latoya....	12-4	223 18.6	23-62	.371	8-28	.286	16-23	.696	15	10	25	2.1	26	0	21	19	2	17	70	5.8
12 ORR, Starr.....	10-9	269 26.9	24-68	.353	6-17	.353	2-9	.222	18	17	35	3.5	16	0	20	8	0	19	56	5.6
02 Abney, Johnna.....	12-11	264 22.0	17-49	.347	13-38	.342	11-12	.917	3	7	10	0.8	34	2	22	28	0	12	58	4.8
10 Pickel,Jackie.....	12-0	148 12.3	19-57	.333	13-46	.283	1-2	.500	5	6	11	0.9	18	0	2	5	0	10	52	4.3
03 Queen, Emily.....	12-5	188 15.7	17-39	.436	7-14	.500	9-13	.692	18	31	49	4.1	34	1	3	25	2	10	50	4.2
22 Boyd, Morgan.....	1-0	4 4.0	1-3	.333	0-2	.000	1-2	.500	1	1	2	2.0	2	0	0	0	0	0	3	3.0
23 Burtts, Angeliq... team.....	10-1	72 7.2	8-17	.471	1-1	1.000	2-5	.400	11	11	22	2.2	22	2	2	5	4	5	19	1.9
									18	27	45	3.8	0		11					
Total.....	12	2400	326-772	.422	101-309	.327	117-167	.701	180	216	396	33.0	261	8	180	176	21	151	870	72.5
Opponents.....	12	2401	278-598	.465	41-126	.325	187-270	.693	158	292	450	37.5	196	-	154	277	43	71	784	65.3

TEAM STATISTICS	MT	OPP	DATE	OPPONENT	W/L	SCORE	ATTEND
SCORING.....	870	784	11/10/07	at Old Dominion	L	68-76	2962
Points per game.....	72.5	65.3	11/14/07	TENNESSEE TECH	W	89-62	2614
Scoring margin.....	+7.2	-	11/19/07	at Houston	W	69-68	452
FIELD GOALS-ATT.....	326-772	278-598	11/25/07	at Arizona	W	70-60	1087
Field goal pct.....	.422	.465	11/28/07	at Chattanooga	L	54-57	-
3 POINT FG-ATT.....	101-309	41-126	12/02/07	WESTERN CAROLINA	L	71-77	3806
3-point FG pct.....	.327	.325	12/05/07	at #3/6 Maryland	L	69-74	5534
3-pt FG made per game..	8.4	3.4	12/13/07	at #1/1 Tennessee	L	61-84	12508
FREE THROWS-ATT.....	117-167	187-270	12/15/07	at Austin Peay	W	95-60	850
Free throw pct.....	.701	.693	*12/19/07	FLA. INTERNATIONAL	W	77-64	3411
REBOUNDS.....	396	450	*12/22/07	at South Alabama	W	80-46	748
Rebounds per game.....	33.0	37.5	12/28/07	#8/8 LSU	W	67-56	7858
Rebounding margin.....	-4.5	-					
ASSISTS.....	180	154					
Assists per game.....	15.0	12.8					
TURNOVERS.....	176	277					
Turnovers per game.....	14.7	23.1					
Turnover margin.....	+8.4	-					
Assist/turnover ratio..	1.0	0.6					
STEALS.....	151	71					
Steals per game.....	12.6	5.9					
BLOCKS.....	21	43					
Blocks per game.....	1.8	3.6					
WINNING STREAK.....	4	-					
Home win streak.....	2	-					
ATTENDANCE.....	17689	24141					
Home games-Avg/Game....	4-4422	8-3018					
Neutral site-Avg/Game..	-	0-0					

SCORE BY PERIODS:	1st	2nd	Total
-----	-----	-----	-----
Middle Tennessee.....	422	448	- 870
Opponents.....	356	428	- 784