



GOBLUERAIDERS.COM

Middle Tennessee

2007-08 MEN'S BASKETBALL

10 Conference Championships, 6 NCAA Appearances, 2 NIT Appearances

Middle Tennessee Athletic Media Relations • 1500 Greenland Drive • Murfreesboro, Tenn. 37132 • Fax (615) 898-5626
 Tony Stinnett, Assistant Media Relations Director (Basketball Contact) • (615) 904-8209 • Email - stinnett@goblueraiders.com

SCHEDULE/RESULTS

Overall Record: 10-11

Home: 7-5 Sun Belt: 7-4
 Away: 3-6 Neutral: 0-0

NOVEMBER

- 15 San Jose State & L, 77-78
- 16 Lipscomb & W, 68-62
- 17 Appalachian State ^ L, 79-84
- 20 at No. 7 Tennessee (SportSouth) ... L, 40-109
- 23 Tennessee Wesleyan W, 91-48
- 26 at Belmont L, 62-85

DECEMBER

- 1 at Houston L, 68-83
- 12 Belmont W, 86-80 (OT)
- 15 No. 2 Memphis ^ (ESPN2) L, 41-65
- 18 Florida International * W, 72-63
- 22 at South Alabama * L, 61-75
- 29 Austin Peay L, 75-78

JANUARY

- 2 at Western Ky. * L, 51-62
- 5 Denver * W, 68-50
- 9 Florida Atlantic * W, 61-57
- 16 at Troy * W, 65-64
- 19 New Orleans * (ESPN +) L, 75-82 (OT)
- 24 at UL-Monroe * L, 69-82
- 27 North Texas * W, 69-60
- 31 at UL-Lafayette * W, 57-51

FEBRUARY

- 4 at Arkansas State * W, 89-86 (OT)
- 7 UALR * 7 PM
- 9 at Florida International * 6:30 PM
- 14 South Alabama * 7 PM
- 16 Western Ky. * (ESPN Regional) 3 PM
- 21 at Denver * 8:30 PM
- 23 at Florida Atlantic * 6 PM

MARCH

- 1 Troy * 7 PM
- 5 First Round SBC ! TBA
- 8-11 SBC Championships % TBA

Home games in **bold**

* - Sun Belt Conference games

! - SBC First Round Game (at higher seed, campus sites)

% - SBC Championships, Mobile, Ala.

& - First Shot Tournament, Murfreesboro, Tenn.

^ - Sun Belt Classic, Sommet Center - Nashville, Tenn.

Streaking Blue Raiders return home to battle SBC West division leader UALR



MIDDLE TENNESSEE BLUE RAIDERS

Record: 10-11 (7-4 SBC)
Ranking: None
Coach: Kermit Davis
Alma Mater: Mississippi St.
Career record: 230-153/13
School record: 93-78/6
vs. UALR: 3-6
Last game: Feb. 4, 2008
 Won at Arkansas St., 89-86 (OT)
MRD: Tony Stinnett
Website: goblueraiders.com



UALR TROJANS

Record: 14-7 (6-4 SBC)
Ranking: None
Coach: Steve Shields
Alma Mater: Baylor
Career record: 76-61/5
School record: Same
vs. Middle Tenn.: 4-3
Last game: Jan. 31, 2008
 Lost at Western Ky., 47-71
MRD: Joe Angolia
Website: ualrtrojans.com

GAME INFORMATION

Date: Feb. 7, 2008
Location: Murphy Center (11,520) in Murfreesboro, TN
Tipoff: 7:00 PM (CT)
Series: UALR leads 10-6
Radio: Blue Raider Network, 106.7-FM "The Fan";
 WGNS 1450-AM, 100.5-FM, 101.9-FM
Talent: Charlie McAlexander (PXP) and Tony Stinnett (Analyst)

QUICK HITTERS: Middle Tennessee has won three straight and six of its last eight games ... Middle Tennessee's strength of schedule is rated No. 6 in the Pomroy ratings this week - toughest among Sun Belt members ... Middle Tennessee is 59-41 all-time after Jan. 1 under Head Coach Kermit Davis ... Nigel Johnson has registered career highs for points in consecutive games (16 at Louisiana-Lafayette, 22 at Arkansas State) since being moved to the point ... Desmond Yates is averaging 20.9 points and 6.4 rebounds over the last eight games ... Kevin Kanaskie is fifth all-time at Middle Tennessee with 330 assists and fifth all-time with 117 3-pointers ... Davis is third on the all-time wins list at Middle Tennessee with 93.

Middle Tennessee Blue Raiders (10-11, 7-4)

Probable Starters

	Ht.	Wt.	Cl.	Hometown, Previous School	PPG	RPG	APG
G 5 Kevin Kanaskie	6-2	182	Jr.	State College, Pa. (State College HS)	9.9	3.7	3.4
G 11 Nigel Johnson	6-2	185	Jr.	Memphis, Tenn. (Tallahassee CC)	7.3	3.7	3.2
F 21 Dino Hair	6-9	206	r-So.	Picayune, Miss. (Picayune Memorial HS)	3.0	1.5	0.5
G 23 Demetrius Green	6-4	190	r-Jr.	Lexington, Ky. (Daytona Beach CC)	11.7	4.8	1.9
F 31 Desmond Yates	6-7	220	r-So.	Somerville, Tenn. (Fayette-Ware HS)	15.7	4.6	1.1

Reserves

G 0 John Hopson	5-10	180	So.	Nashville, Tenn. (Martin Luther King HS)	0.0	0.0	0.0
G 2 Broderick Gilchrest	6-0	175	Fr.	Memphis, Tenn. (Hamilton HS)	1.7	0.5	0.4
G 4 Calvin O'Neil	6-4	195	Jr.	Newark, N.J. (Lutheran Christian Academy)	10.0	4.0	0.0
F 22 Darren Avery	6-4	200	r-So.	Corinth, Miss. (Corinth HS)	3.0	1.5	0.5
G 24 Josh Sain	6-5	205	Fr.	Jackson, Tenn. (Liberty Tech Magnet School)	6.7	2.5	0.9
C 45 Theryn Hudson	6-10	250	Jr.	La Vergne, Tenn. (La Vergne HS)	9.1	5.9	0.6*
F 54 Uriah Hethington	6-8	220	Jr.	Cairo, Ga. (Okaloosa Walton JC)	2.6	1.4	0.1

Head Coach: Kermit Davis, Sixth Season (Mississippi State '82)

Assistant Coaches: Thomas Johnson (Montevallo, '77), Artie Pepelia (Wisconsin-Parkside, '94), Al Pinkins (N.C. State, '98)

Director of Operations: Brian Burg (Mt. Mercy College, 2003)

* - blocked shots

QUICK FACTS

Location	Murfreesboro, Tenn.
Founded	1911
Enrollment	23,264
President	Dr. Sidney McPhee
Director of Athletics	Chris Massaro
Nickname	Blue Raiders
Colors	Royal Blue & White
Affiliation	Division I
Conference	Sun Belt
Arena	Murphy Center
Capacity	11,520

Basketball Staff

Head Coach	Kermit Davis
Alma Mater	Mississippi State/1982
Career Record (All levels)	230-153 (13th season)
Career Record (Div. I)	164-128 (10th Season)
Record at MT	93-78 (6th Season)
Assistant Coach	Artie Pepelea
Assistant Coach	Al Pinkins
Assistant Coach	Thomas Johnson
Director of Operations	Brian Burg
Athletic Trainer	Drew Shea
MBB Secretary	Melinda Messick
Office Phone	(615) 898-2916

Media Relations

MBB Contact	Tony Stinnett
Office	(615) 904-8209
Cell	(615) 631-9521
Fax	(615) 898-5626
Email	stinnett@gobluraiders.com
Press Row	(615) 898-2807

History

Seasons of basketball	85th
First season	1913-14
All-time record	992-936
NCAA Tournament Appearances	6/2-6
Last Appearance	1989
NIT Appearances	2/2-2
Last Appearance	1988

Blue Bits

MT's All-Time Record	992-936 (.515)
Consecutive games with 3PT field goal	358
Consecutive games/opponent under 100	17
100-Point games in MT history	64
100-Point games under Davis	0
Record vs. Top 25 teams under Davis	0-9
MT's record from 1913-30	73-37 (.664)
MT's record from 1931-40	49-80 (.380)
MT's record from 1941-50	69-68 (.504)
MT's record from 1951-60	103-145 (.415)
MT's record from 1961-70	101-133 (.432)
MT's record from 1971-80	162-105 (.607)
MT's record from 1981-90	178-120 (.597)
MT's record from 1991-00	146-135 (.520)
MT's record from 2001-Present	112-114 (.496)

2007-08 SUN BELT STANDINGS (GAMES THRU 2/6)

EAST STANDINGS	SUN BELT						OVERALL			
	W	L	Pct	Stk.	L5	L10	W	L	Pct.	Stk.
South Alabama	10	1	.909	W1	4-1	9-1	18	4	.818	W1
WKU	10	1	.909	W8	5-0	9-1	18	5	.783	W8
Middle Tennessee	7	4	.636	W3	3-2	6-4	10	11	.476	W3
Florida Atlantic	5	7	.417	W2	4-1	5-5	10	14	.417	W3
Troy	3	8	.273	L2	2-3	3-7	10	12	.455	L1
Florida International	3	9	.250	L3	1-4	3-7	6	16	.273	L3

WEST STANDINGS	SUN BELT						OVERALL			
	W	L	Pct	Stk.	L5	L10	W	L	Pct.	Stk.
UALR	6	4	.600	L1	3-2	6-4	14	7	.667	L1
Louisiana-Lafayette	6	5	.545	W1	1-4	5-5	10	12	.455	W1
North Texas	5	5	.500	W2	2-3	5-5	14	7	.667	W2
Denver	5	5	.500	L1	2-3	5-5	9	12	.429	L1
New Orleans	5	6	.455	W1	2-3	5-5	15	8	.652	W1
Arkansas State	4	7	.334	L2	1-4	3-7	9	13	.409	L3
Louisiana-Monroe	2	9	.182	L3	2-3	2-8	8	15	.348	L3

Closer look at UALR

UALR leads the Sun Belt's West Division with a 14-7 overall record, 6-4 in the league. The Trojans are just one of three teams in the nation without a player averaging double figures for points. The other two teams are Savannah State and Cal Poly. UALR leads the Sun Belt and is ranked 24th in the nation with a +6.7 rebounding margin. The Trojans have not been outrebounded by an opponent since Dec. 29 at Northern Illinois. They are ranked 35th nationally in field goal percentage defense (39.9) and 37th in scoring defense (61.5). Junior De'Andre Eiggins leads a very balanced UALR attack with 9.0 points per game. The Trojans have won two of their last three; however, they are coming off their worst loss of the season, a 71-47 setback at Western Kentucky last Thursday.

Statistical comparison

MT	Stat	UALR
67.8	Points	66.0
32.0	Rebounds	37.9
10.0	Offensive Rebounds	13.2
12.2	Assists	13.3
5.6	Steals	7.0
1.9	Blocks	3.4
.449	Field Goal Percentage	.418
.355	3-Point FG Percentage	.330
.706	Free Throw Percentage	.694
19.6	Free Throw Attempts	24.8
15.0	Turnovers	17.6

UALR owns 10-6 edge in series

UALR holds a 10-6 advantage in the all-time series, which dates to 1976, but the Blue Raiders have won the previous two contests - both of which took place on the road in Little Rock. The teams have played 13 times as Sun Belt members with UALR holding a 9-4 advantage. The Trojans had won seven-of-eight league meetings from the Blue Raiders, prior to Middle Tennessee winning the last two. The Blue Raiders are 4-4 vs. the Trojans at Murphy Center and they are 3-6 vs. UALR under Head Coach Kermit Davis.

'Boogie' man putting up scary numbers

Desmond "Boogie" Yates is only a sophomore but he's already putting up numbers that have him mentioned in the same company as Blue Raider greats. Yates' .550 career field goal percentage (.273-496) is tied for ninth all-time and his .443 career 3-point field goal percentage (35-79) is second all-time. He has 678 career points which is 60th all-time and is on track to enter the 1,000-point club as a junior. Yates is averaging 15.7 points this season, which is sixth in the Sun Belt. His 19.9 scoring average in SBC only games is fourth. In the last eight games, in which MT is 6-2, Yates is averaging 21 points and 6.4 rebounds. He has scored 24 or more in four of the last six contests.

Davis among Sun Belt's winningest coaches

Middle Tennessee coach Kermit Davis is fourth in all-time victories among active Sun Belt coaches with 47, trailing only Dickey Nutt, Ronnie Arrow and Darrin Horn. Davis is also among the league's all-time winningest coaches with the 47 regular-season wins in Sun Belt play. The 47 wins put the sixth-year Blue Raider coach 13th on the league's all-time wins list. Next on the list is former UALR coach Wimp Sanderson with 49. The all-time Sun Belt wins leader is Gene Bartow, who won 111 games during his 12 seasons at former conference member UAB.

Active Sun Belt Coaching Leaders By Victories

1. Dickey Nutt, Arkansas St. (13) 102
 2. Ronnie Arrow, South Alabama (9) 79
 3. Darrin Horn, Western Ky. (5) 51
 4. **Kermit Davis, Middle Tenn. (6) 47**
 5. Johnny Jones, North Texas (7) 45
- * - Totals do not include tournament wins
 () - Years in Sun Belt

MEDIA INFORMATION

Blue Raiders On the Air

All Middle Tennessee basketball games may be heard on 106.7-FM The Fan, as well as WGNS 1450-AM, 100.5-FM, and 101.9-FM. All Blue Raider broadcasts also are carried on the web at GoBlueRaiders.com. Nine-time SEC Broadcaster of the Year Charlie McAlexander begins his first season as the Blue Raiders' play-by-by announcer in 2007-08, with assistant media relations director Tony Stinnett providing color analysis. McAlexander won the prestigious Lindsey Nelson Award in 2006 and he is the only announcer in SEC history to be named Sportscaster of the Year at four different league schools in four different states (Mississippi, Vanderbilt, Kentucky and South Carolina.) McAlexander was elected to the National Sportscasters and Sportswriters Association (NSSA) Board of Directors in 1993 and he was named President of the association in 1995.

Kermit Davis Call-in Show

The Kermit Davis Call-In Show begins Monday, Jan. 7 and airs each Monday for the remainder of the season. The weekly radio show can be heard at 106.7-FM, WGNS 1450-AM, 100.5-FM, and 101.9-FM. The show originates from Coach's Grill on 127 S.E. Broad Street in Murfreesboro from 7-to-8 p.m. The number to call with questions or comments for coach Davis is 1-866-RAIDERS.

Kermit Davis TV Show

The Kermit Davis television show airs each week on CSS, CSN49, and CSS Regional. Kermit Davis and host Chip Walters will review the previous week with commentary and highlights, as well as preview the week ahead. The show airs Monday at 6:30 a.m. on CSS and 7:30 p.m., on CSN49. The show also airs regionally and is available in 10 states and 6.3 million homes each Wednesday at 3:30 p.m., on CSS. The Kermit Davis Show is also available free ON DEMAND to all digital cable subscribers each Wednesday.

Pregame Interviews

Middle Tennessee players will not be available for any media activities on the day of the game at home or away; however, head coach Kermit Davis will be available following the team's gameday preparation practice. Media are suggested to contact Tony Stinnett in advance to arrange this interview.

Postgame Interviews

The Middle Tennessee locker room is closed at home and on the road. Requested players will be made available in the media room at all home games following a 10-minute cooling off period. Head Coach Kermit Davis will conduct his postgame radio show at press row and then he will be brought to the media room.

Tracking the Blue Raiders...

Opponent	Big Lead	Big Deficit	Best Run	Opp. Run	Record
San Jose State	2	17	15-6	13-0	0-1
Lipscomb	16	5	17-1	8-1	1-1
Appalachian State	5	15	17-7	12-1	1-2
at Tennessee	0	71	2-0	21-2	1-3
Tennessee Wesleyan	43	3	30-9	11-0	2-3
at Belmont	1	32	14-6	16-0	2-4
at Houston	2	23	4-0	14-0	2-5
Belmont	8	6	10-2	6-0	3-5
vs. Memphis	0	29	8-2	13-0	3-6
Florida International	19	0	19-4	14-5	4-6 (1-0)
at South Alabama	1	16	9-3	14-5	4-7 (1-1)
Austin Peay	2	12	10-2	8-0	4-8
at Western Kentucky	0	20	5-0	13-4	4-9 (1-2)
Denver	20	8	15-3	16-2	5-9 (2-2)
Florida Atlantic	11	4	13-4	6-0	6-9 (3-2)
at Troy	9	4	11-0	10-2	7-9 (4-2)
New Orleans	12	7	12-0	7-0	7-10 (4-3)
at UL-Monroe	5	19	8-1	19-6	7-11 (4-4)
North Texas	9	11	27-9	10-2	8-11 (5-4)
at UL-Lafayette	11	11	17-0	11-5	9-11 (6-4)
at Arkansas State	7	4	11-0	10-2	10-11 (7-4)
UALR					
at Florida International					
South Alabama					
Western Kentucky					
at Denver					
at Florida Atlantic					
Troy					

Three constitutes a streak ... again

Middle Tennessee's 89-86 overtime win at Arkansas State (02/04/08) was the team's third straight victory and matched the season high for win streak. The Blue Raiders have won six of eight. Middle Tennessee has had 12 three-game win streaks in five-plus seasons under Head Coach Kermit Davis. The Blue Raiders won four straight under Davis during the 2005-06 season and they have enjoyed three five-game win streaks under him (2002-03, and twice during 2004-05.) The three five-game winning streaks represent the longest for the Blue Raiders since they won six straight in 1997-98.

Blue Raiders reverse fortunes, enjoy Sun Belt success under Davis

After struggling in their first two years as a member of the Sun Belt the Blue Raiders have found success in the league under sixth-year Head Coach Kermit Davis. In fact, Middle Tennessee has the fourth-best winning percentage (56 percent) and the fourth-most wins (54) among current SBC members since the start of the 2002-03 season - Davis' first leading the Blue Raiders. Western Kentucky (70), Louisiana-Lafayette (62) and South Alabama (57) are the only SBC members with more league wins than Middle Tennessee during this stretch. Prior to Davis' hiring, Middle Tennessee had seven SBC wins in the two previous seasons combined.

Middle Tennessee among Sun Belt's best teams winning on the road

One of the biggest reasons for Middle Tennessee's turn-around in the Sun Belt has been its ability to win on the road. Prior to Kermit Davis' hiring in 2002, Middle Tennessee was 2-17 on the road in SBC games but the Blue Raiders have 24 SBC road wins since - tied for the most of any SBC member during his five-plus seasons leading the program. Middle Tennessee, South Alabama, Louisiana-Lafayette and Western Kentucky are the only Sun Belt teams with road records of .500 or better since the start of the 2002-03 season. The Blue Raiders were 5-4 in SBC road games in 2006-07.

League record of SBC members since 2002-03 season (including SBC Tourn.)

1. Western Kentucky	70-26
2. Louisiana-Lafayette	62-37
3. South Alabama	57-39
4. Middle Tennessee	54-42
5. UALR	49-42
6. New Orleans	47-51
7. Denver	44-52
8. Arkansas State	41-52
9. North Texas	40-55
10. Florida International	23-70
11. Troy	18-29
12. Florida Atlantic	16-16
13. Louisiana-Monroe	14-17

League road wins of SBC members since 2002-03 season

1. Middle Tennessee	24
1. South Alabama	24
3. Louisiana-Lafayette	22
4. Western Kentucky	21
5. UALR	18
6. Arkansas State	14
7. North Texas	13
8. New Orleans	13
9. Denver	10
10. Troy	5
11. Florida Atlantic	4
11. Florida International	3
13. Louisiana-Monroe	3

HEAD COACH KERMIT DAVIS

Kermit Davis File



In five-plus seasons at Middle Tennessee, Kermit Davis has established himself as one of the most successful men's basketball coaches in program history and he's done so while rebuilding a program that had fallen on hard times. Prior

to Davis' hiring in April, 2002, Middle Tennessee had endured losing seasons in three of the four previous years - and was one season removed from a 5-22 campaign, the worst in school history. The Blue Raiders registered four straight winning seasons under Davis to start his Blue Raider coaching career, making him only one of two of the 19 Middle Tennessee men's basketball coaches to start his Blue Raider career with four straight winning campaigns. The other was Bruce Stewart. The Blue Raiders' game against Indiana State (11/30/06) was Davis' 125th at Middle Tennessee. Davis' record after 125 games at Middle Tennessee was 71-54, making him the second-winningest coach in program history after 125 games. Davis is third on the all-time Middle Tennessee wins list with 93.

ACCOMPLISHMENTS

- 1989 Big Sky Regular Season/Tourney Champs/NCAA Regional appearance
- 1989 Big Sky Coach of the Year
- 1990 Big Sky Regular Season/Tourney Champs/NCAA Regional appearance
- 1990 Big Sky Coach of the Year
- 1994 No. 4 final ranking at Chipola
- 2000 SEC Championship/Sweet 16
- 2003 Sun Belt Coach of the Year

COACHING STOPS

- 1983-84 Mississippi State
- 1985-86 Southwest Mississippi CC
- 1987-90 Idaho
- 1991 Texas A&M
- 1992-94 Chipola JC
- 1995-96 Utah State
- 1997 Idaho
- 1998-02 LSU
- 2003-present Middle Tennessee

NOTEWORTHY

- Youngest junior college coach in the country at Southwest JC at age 24
- Youngest Division I head coach in the nation at Idaho at age 28
- Tabbed coach of the year three times in nine seasons as a Division I head coach

Kermit Davis vs ...

Alabama	0-2
Alabama State	2-0
Appalachian State	0-1
Arkansas	0-3
Arkansas-Little Rock	3-6
Arkansas State	8-2
Auburn	0-2
Austin Peay	2-4
Boise State	4-3
Baylor	1-1
Belmont	4-1
Brooklyn College	1-0
Cal Poly	0-1
Cal State-Fullerton	1-0
Centenary	2-0
Chattanooga	1-1
Christian Brothers	1-0
Cincinnati	0-1
College of Charleston	0-1
Covenant College	1-0
Cumberland	1-0
Delaware	1-0
Denver	5-3
East Carolina	0-1
Eastern Michigan	0-1
Eastern Oregon State	1-0
Eastern Washington	6-0
Florida Atlantic	4-0
Florida International	10-1
Freed-Hardeman	1-0
Gonzaga	2-1
Hawaii-Hilo	1-0
Houston	0-3
Idaho State	6-0
Indiana State	1-1
IP-Fort Wayne	3-0
IUPUI	1-0
Kansas	0-1
Kansas State	0-1
Kennesaw State	1-0
Kent State	1-1
Lambuth	1-0
Lewis-Clark State	1-0
Liberty	0-1
Lipscomb	1-0
Long Beach State	1-0
Louisiana-Lafayette	3-5
Louisiana-Monroe	0-3
Louisville	0-2
Memphis	0-3
Mercer	1-0
Mississippi Valley State	1-1
Montana	4-1
Montana State	4-1

Murray State	0-2
Nebraska	2-0
Nevada	2-4
New Mexico State	3-3
New Orleans	4-2
North Texas	6-3
Northern Arizona	4-0
Oklahoma	0-1
Pacific	0-1
Portland	1-0
Portland State	2-0
Purdue	0-2
Rice	0-3
Robert Morris	0-1
St. Martin's	1-0
Sam Houston State	1-0
San Jose State	0-1
Simon Fraser	3-0
SMU	0-2
South Alabama	4-6
South Carolina State	1-0
South Dakota State	2-0
Southern Utah	2-1
Southwest Missouri State	0-1
TCU	0-2
Tennessee	0-2
Tennessee State	3-0
Tennessee Tech	0-2
Tennessee Wesleyan	3-0
Texas	0-2
Texas College	1-0
Texas Southern	1-1
Texas Tech	2-1
Toledo	1-1
Troy	2-3
UC-Irvine	1-0
UC-San Diego	1-0
UC-Santa Barbara	0-1
UNC-Greensboro	0-1
UNLV	0-1
Utah State	1-3
UT Martin	1-0
Villanova	0-1
VCU	1-1
Western Montana	1-0
Western Kentucky	4-9
Washington	0-1
Washington State	3-1
Weber State	3-1
Whitman	1-0
Whitworth	1-0
Willamette	1-0
Wyoming	1-1
Totals	164-128

Kermit Davis Head Coaching Stops ...

Season	School	Record
1984-85	Southwest Miss. CC	17-9
1985-86	Southwest Miss. CC	22-11
1988-89	Idaho	25-6
1989-90	Idaho	25-6
1990-91	Texas A&M	8-21
1993-94	Chipola JC	27-5
1996-97	Idaho	13-17
2002-03	Middle Tennessee	16-14

2003-04	Middle Tennessee	17-12
2004-05	Middle Tennessee	19-12
2005-06	Middle Tennessee	16-12
2006-07	Middle Tennessee	15-17
2007-08	Middle Tennessee	9-11
Totals	13th season	230-153
Div. I	10th season	164-128
MT	6th season	93-78

HEAD COACH KERMIT DAVIS



Davis among leaders

Kermit Davis joined Bruce Stewart as the only head coaches in program history to begin their Blue Raider careers with four straight winning seasons in 2005-06. Davis moved into fourth on the Blue Raider career wins list with his 77th victory at UALR (01/20/07). He finished 2006-07 with 83 career victories and he moved into third on the all-time wins list with career win 85 vs. Tennessee Wesleyan (11/23/07). He currently has 93 wins. Jimmy Earle is the program's all-time winningest coach with 164 wins. Davis also is third in winning percentage (.544) among Blue Raider men's basketball coaches with a minimum of 50 games coached, trailing only Jimmy Earle (.614), and Bruce Stewart (.648).

Davis produces third-best wins mark after 150 games

Kermit Davis coached in 150 games in his first five seasons as Middle Tennessee's head coach and his 83-67 mark in those contests represent the third-most wins for a Blue Raider head coach in his first 150 games. Bruce Stewart (101-49) and Jimmy Earle (89) are the only former Blue Raider coaches with more wins in their first 150 games.

Davis notches career win 225

Kermit Davis secured his 225th win as a head coach when Middle Tennessee beat Denver, 68-50 (1/5/08) at Murphy Center. Davis owns 164 wins in his 10th season at the Division I level and he won 66 in three years as a junior college head coach. He currently has 230 career victories as a head coach.

MT All-Time Coaching Leaders

By Wins

1. Jimmy Earle	(1970-79)	164-103
2. Bruce Stewart	(1985-91)	141-76
3. Kermit Davis Jr.	(2003 -)	93-78
4. Randy Wiel	(1997-02)	84-90
5. Charles Greer	(1950-56)	76-104
6. Stan Simpson	(1980-84)	71-66
7. David Farrar	(1992-96)	61-73
8. Ed Diddle Jr.	(1956-62)	56-80
9. Frank Faulkinberry	(1927-33)	48-42
10. Ken Trickey	(1966-69)	45-54
11. Alfred Miles	(1914-15; 1923-24)	27-6
12. Bill Stokes	(1963-65)	26-43
13. E.W. Midgett	(1940-42)	25-35
14. E.K. Patty	(1947-48)	24-20
15. Guy Stephenson	(1925-26)	15-11
15. Johnny Floyd	(1936-39)	15-34
17. Charles Murphy	(1949)	11-12
18. E.M. Waller	(1934-35)	7-13
19. O.L. Freeman	(1946)	4-0

By Winning Percentage (Minimum 50 games coached)

1. Bruce Stewart	(217 games)	.648
2. Jimmy Earle	(267 games)	.614
3. Kermit Davis Jr.	(171 games)	.544
4. Frank Faulkinberry	(90 games)	.534
5. Stan Simpson	(137 games)	.518
6. Randy Wiel	(174 games)	.483
7. Ken Trickey	(99 games)	.455
7. David Farrar	(134 games)	.455
9. Charles Greer	(180 games)	.422
10. E.W. Midgett	(60 games)	.417
11. Ed Diddle Jr.	(136 games)	.412

MIDDLE TENNESSEE UNDER DAVIS

	Overall	07-08
Overall Record	93-78	10-11
Home	53-25	7-4
Away	31-43	3-6
Neutral	9-10	0-1
vs. Sun Belt	54-42	7-4
Home	25-17	4-1
Away	24-22 *	3-3
Tourney	6-5	0-0
Nonconference	40-34	3-7
Home	28-8	3-4
Away	7-21	0-3
Neutral	5-5	0-0
In Overtime	7-7	2-1
Leading at the Half	70-14	7-2
Leading with 5:00 Left	80-12	8-0
vs. Ranked Opponents	0-9	0-2
In Televised Games	10-18	0-3
MT Shoots >50%	35-7	4-0
MT Shoots <50%	57-67	6-9
Opponent Shoots >50%	4-26	0-5
Opponent Shoots <50%	88-50	9-6
MT Outshoots Opp.	78-9	8-2
MT Outrebounds Opp.	72-31	8-2
Opp. Outrebounds MT	19-43	2-8
MT Attempts More FTs	59-15	3-2
Opp. Attempts More FTs	31-62	7-9
In November	12-15	2-4
In December	22-20	2-4
In January	29-22	5-3
In February	24-14	1-0
In March	6-6	0-0
In April	0-0	0-0
Final Margin 10 or less.	53-44	8-4
Final Margin > 20 points	17-12	1-3
MT Scores < 60 points	5-27	1-3
MT Scores 60+ points	29-33	5-4
MT Scores 70+ points	32-15	1-4
MT Scores 80+ points	19-1	2-0
MT Scores 90+ points	8-0	1-0
MT Scores 100+ points	0-0	0-0

* - includes tournament games vs. host school

Non-conference schedule top 10 nationally

Middle Tennessee Coach Kermit Davis has not hesitated to put his team up against tough non-conference schedules in his six seasons with the Blue Raiders and it seems to pay off as the grueling early-season slates generally prepare the team for league play. This season has been no different as Middle Tennessee's non-conference strength of schedule is ranked No. 6 nationally out of 341 Division I teams in the Pomeroy ratings, and it is rated the most difficult schedule among all Sun Belt teams by Pomeroy, Sagarin and RealTime RPI ratings. The tough schedule has helped prepared the Blue Raiders for the league race as they enter the UALR game with a 7-4 mark. This season; however, the Blue Raiders have faced the daunting task without two-thirds of their projected starting backcourt as all-conference performer Adam Vogelsberg opted not to play his senior season due to excessive injuries and surgeries and junior Calvin O'Neil suffered a season-ending knee injury in the season opener.

Doing it with defense

Middle Tennessee has won six of its last eight and the Blue Raiders are enjoying success with their trademark defense. The Blue Raiders have held seven of the 11 Sun Belt teams they have played to 64 points or less and they are 6-1 in those games with six straight wins. The only loss was at Western Kentucky (62-51). Middle Tennessee limited three of the seven league teams to 57 points or less (Denver - 50, Florida Atlantic - 57, UL-Lafayette - 51). In Sun Belt games only the Blue Raiders are fifth in scoring defense (66.5), fifth in field goal percentage defense (.427) and sixth in 3-point field goal percentage defense (.327).

Johnson is making 'point'

In two games since being moved to the point guard position, Nigel Johnson is averaging 19 points and 6.5 rebounds and he helped lead the Blue Raiders to wins at Louisiana-Lafayette and at Arkansas State in each start. The Memphis native established career highs for scoring and field goals made in each contest. Coach Kermit Davis called Johnson the game's MVP when Middle Tennessee turned back Louisiana-Lafayette on the road (01/31/08). Johnson had his best game as a Blue Raider and raised his level of play to a higher gear with Kevin Kanaskie and Demetrius Green playing sick. Johnson came up with a career-best 16 points, dished out three assists, pulled eight rebounds, and connected on a personal-best six field goals, while playing 37 minutes. He was even better at Arkansas State, pouring in a career-best 22 points on the strength of a personal-best seven field goals.

Yates' scoring binges key victories

Desmond "Boogie" Yates established a new career high with 30 points against New Orleans (1/19/08) with a personal-best 12 field goals made, and he followed that performance with his first career double double - 24 points and 10 rebounds vs. ULM (01/24/08), marking the 11th time the high-scoring sophomore has topped the 20-point mark in his career. He registered his 12th such game with a game-high 28 points at Arkansas State (02/04/08). The Blue Raiders are 8-4 in those games. They were 3-1 last season and they are 5-3 so far this season when he scores 20 or more. The only losses were to Arkansas State last season and at Houston, vs. New Orleans, and at Louisiana-Monroe this season. Yates has registered eight of his 12 games of 20 or more points in the last 15 contests. He scored 20-plus in consecutive games for the second time in his career with 21 at Houston (12/1) and 20 against Belmont (12/12). Yates has scored double figures in 34 of 53 career games. He reached the 675-point mark in his 52nd career game vs. Arkansas State.

No sophomore slump for Yates

Forward Desmond Yates enjoyed a successful debut campaign at the collegiate level in 2006-07, finishing the season as Middle Tennessee's second-leading scorer at 10.9 points per game and shooting 54 percent from the field. He was one of the Sun Belt's top freshmen and played in all 32 games for the Blue Raiders, starting 18. The Somerville, Tenn., native has improved his numbers across the board in 2007-08. He is currently the team's leading scorer at 15.7 points per game and he is averaging a hefty 19.9 points in Sun Belt games, which is fourth among league players. Yates is ranked sixth in the league scoring race for all games and he is currently among the SBC leaders in field goal percentage and free-throw percentage.

Yates is loving Louisiana

After playing 49 career games with no double doubles, Middle Tennessee sophomore forward Boogie Yates registered two in his next three games and each occurred in Louisiana. Yates recorded his first double double with 24 points and 10 rebounds at Louisiana-Monroe (01/24/08) and two games later he enjoyed his second career double double with 17 points and 11 rebounds against Louisiana-Lafayette (01/31/08). In three games vs. Sun Belt teams from Louisiana this season (Louisiana-Lafayette, Louisiana-Monroe, New Orleans), Yates is averaging 23.7 points and 8.7 rebounds.

NUMEROLOGY

0

Middle Tennessee has no seniors on its 2007-08 roster.

3

Middle Tennessee head coach Kermit Davis is No. 3 on the school's all-time wins list with 93 victories.

5

Junior point guard Kevin Kanaskie is fifth on the career assist list at Middle Tennessee with 330.

11

Middle Tennessee sophomore forward Desmond Yates has 12 career games with 20 or more points. The Blue Raiders are 8-4 in those contests.

17

Middle Tennessee is averaging 17 wins per season in Kermit Davis' first five seasons leading the program. That is the second-highest average for any Blue Raider coach after his first five seasons.

27

Blue Raiders are 27-1 under Kermit Davis when scoring 80 or more points.

49

Blue Raiders had 49 rebounds vs. UL-Lafayette (01/31/08), the eighth most in a single game in program history.

77-8

Middle Tennessee's record under Davis when the Blue Raiders outshoot their opponent.

117

Career 3-pointers for Kevin Kanaskie, which is fifth on the all-time list at Middle Tennessee

230

Career wins for Kermit Davis as head coach.

358

Consecutive games Middle Tennessee has made at least one 3-point field goal.

.583

Career field goal percentage for Theryn Hudson (190-of-326) which is currently third all-time at Middle Tennessee.

Blue Raiders carry on without O'Neil, Vogelsberg

Middle Tennessee is down two scholarship players it was counting on heavily prior to the 2007-08 season. Junior guard Calvin O'Neil underwent surgery on his right knee (12/7) and has begun rehab with athletic trainer Drew Shea. O'Neil suffered the season-ending injury in the season opener against San Jose State. Regarded as the team's top perimeter defender and all-around leader, O'Neil entered the season with 53 career games in his first two seasons, including 24 starts. Vogelsberg took a redshirt for the 2006-07 season after suffering a broken bone in his right foot prior to the start of the season. After taking additional time off during the summer to recover from three different surgeries in as many years, Vogelsberg informed Head Coach Kermit Davis of his decision to bypass his senior season citing the excessive injuries and pain to his body as the reasons. Vogelsberg led the team in scoring as a junior in 2005-06 and earned All-Sun Belt Conference. He was also a preseason all-SBC pick in 2006-07.

Kanaskie climbing career charts

Kevin Kanaskie continues to make a move on the Middle Tennessee career records charts. The State College, Pa., native dished out three assists at ULM (01/24/08) to move past Chris Rainey and into fifth on the career assists list with 327. He currently had 330 assists and needs 12 more assists to catch Tim Gaither for fourth all-time. He is one of eight Blue Raiders to have 300 or more assists in a career. Kanaskie moved into fifth on the career 3-point field goals made list with 116 after connecting for four against North Texas (01/27/08). He has connected on 33 long-range shots so far this season and is one of only 10 players in school history to have 100 or more 3-pointers during their career. Kanaskie has hit at least one 3-pointer in 38 of the last 41 games, dating to last season. The junior guard reached the 700-point mark of his career with a season-high 18 against North Texas.

Hudson cracks career marks

Center Theryn Hudson is starting to come into his own as one of the SBC's top big men in his third season in the Blue Raider program. Hudson's .583 career field goal percentage is third on the all-time Middle Tennessee list. He is second in the Sun Belt for field goal percentage this season with a .602 percent showing. Hudson is also tied for eighth on the career blocks list at Middle Tennessee with 47.

Kanaskie named to All-Sun Belt team

Middle Tennessee junior guard Kevin Kanaskie was named to the preseason All-Sun Belt Conference team, earning a spot on the third team in a vote of league coaches. He was named to the All-SBC team in 2006-07 after becoming the only player in Middle Tennessee history to lead the team in scoring (12.2), 3-point field goals made (67), and assists (185) in the same season. He led the Sun Belt in assists and assist/turnover ratio. Kanaskie scored double figures in 20 games and led the team in scoring 13 times.

It's not whether you start

Junior guard Kevin Kanaskie had his streak of 50 consecutive starts snapped when he was not in the starting lineup vs. Belmont (12/12) after suffering a hip flexor earlier in the week. He was not expected to play against the Bruins Wednesday but he urged coach Kermit Davis to give him a chance. Davis did and Kanaskie came off the bench, played 31 minutes and scored a season-high 16 points in the Blue Raiders' 86-80 overtime win. Kanaskie was 11-of-13 from the free throw line, establishing career highs for makes and attempts from the charity stripe, and he tied his season high with six rebounds in the triumph.

Blue Raiders picked third in preseason Sun Belt poll

Middle Tennessee was picked to finish third in the SBC East Division in a preseason vote of the league's head coaches. The Blue Raiders received 51 points in the voting to finish behind Western Kentucky and South Alabama, respectively. Louisiana-Monroe was the favorite to win the West.

2007-08 SBC Preseason Coaches Poll First-place votes in parenthesis

East Division

1. Western Kentucky (13)..... 78
2. South Alabama 59
3. **Middle Tennessee 51**
4. Florida Atlantic 43
5. Florida International..... 25
6. Troy 17

West Division

1. Louisiana-Monroe (9)..... 85
2. North Texas (1) 71
3. Arkansas State (2)..... 62
4. New Orleans (1)..... 61
5. Louisiana-Lafayette 37
6. UALR 35
7. Denver 13

2007-08 Preseason All-SBC Team First Team

Adrian Banks, Arkansas State, Sr., G
 Carlos Monroe, Florida Atlantic, Jr., F
 Bo McCalebb, New Orleans, Sr., G
 Demetric Bennett, South Alabama, Sr., G
 Courtney Lee, Western Kentucky, Sr., G/F

Second Team

Alex Galindo, Florida International, Jr., F
 David Dees, Louisiana-Lafayette, Sr., G
 Tony Hooper, Louisiana-Monroe, Jr., G
 O'Darien Bassett, Troy, Sr., G
 Tyrone Brazelton, Western Kentucky, Sr., G

Third Team

Elijah Millsap, Louisiana-Lafayette, So., G
Kevin Kanaskie, Middle Tennessee, Jr., G
 Quincy Williams, North Texas, Sr., F
 Keith Wooden, North Texas, Sr., F/C
 Daon Merritt, South Alabama, Sr., G

Player of the Year

Bo McCalebb, New Orleans, Sr., G

Middle Tennessee's Career Assists Leaders

1.	463	Gerald Harris	1986-90
2.	452	Duane Washington	1985-87
3.	399	Richard Duncan	1996-99
4.	342	Tim Gaither	1992-96
5.	330	Kevin Kanaskie	05-Present
6.	326	Chris Rainey	1986-89
7.	313	James Johnson	1984-86
8.	303	Pancakes Perry	1979-83

Middle Tennessee's Career 3-Point Field Goal Leaders

1.	222	Robert Taylor	1989-93
2.	185	Tommy Gunn	2000-04
3.	180	Chris Rainey	1986-89
4.	172	Freddie Martinez	1996-01
5.	117	Kevin Kanaskie	05-Present
6.	115	Mike Dean	2003-05
7.	114	Fats Cuyler	2003-06
8.	106	Nod Carter	1995-97
9.	103	Richard Duncan	1996-99
10.	101	Tim Gaither	1992-96

Middle Tennessee's Career Field Goal Percentage Leaders

1.	.664	Warren Kidd (496-747)	1990-93
2.	.592	Jerry Beck (513-866)	1978-82
3.	.583	T. Hudson (190-326)	2004-
4.	.574	Bob Martin (331-577)	1976-78
5.	.573	Kyle Young (318-555)	2002-07

Middle Tennessee's Career Block Shot Leaders

1.	185	Warren Kidd	1990-93
2.	166	Lee Nosse	1997-00, '02
3.	81	Chris Ingram	1987-91
4.	59	Kyle Young	2003-07
5.	54	Tommy Gunn	2000-04
t8.	47	Theryn Hudson	2004-Present

Winning the close ones

Middle Tennessee has had 11 games decided by 10 points or less this season, including three overtime games. The Blue Raiders are 7-4 in those games for a 64 percent winning clip. Six of the Blue Raiders' last seven games have been decided by 10 points or less and they are 5-2 in those contests.

Surprise, surprise!!! Blue Raiders go outside for win

Middle Tennessee was averaging less than five 3-pointers per game going into its contest at Arkansas State (02/04/08) but the Blue Raiders bucked the odds in an 89-86 overtime win. The Blue Raiders connected for a season high 10 3-pointers, which were the most since Middle Tennessee had 10 vs. Troy (01/06/07) - a span of 38 games. The Blue Raiders were efficient in their shooting, connecting on 10-of-16 attempts for a 62.5 shooting percentage, which goes down as the third-best in school history. Middle Tennessee was 3-of-3 beyond the arc in overtime, including Desmond Yates' game-winning 3-pointer with 37 seconds remaining.

Hudson enjoying career year

Middle Tennessee junior center Theryn Hudson has continued his development under Head Coach Kermit Davis and is enjoying a career year. Hudson, who only started playing basketball competitively as a junior at nearby La Vergne High School, has shown significant increases in all statistical categories. He had a career-high 13 rebounds at Western Kentucky (1/2/08). The 6-foot-10 Hudson is second in the Sun Belt in shooting percentage with a personal-best 60.2 percent (68-113) showing and his 5.9 rebounds per game are ninth in the SBC and 2.3 caroms per game higher than his career average of 3.5. Hudson also has developed into a more consistent scorer and his 9.1 per game average is almost four points higher than his 5.9 career scoring average. He has registered seven of his 15 career double-figure scoring games this season.

Hudson, Yates form dynamic duo

Middle Tennessee improved to 5-0 this season when center Theryn Hudson and forward Desmond Yates both score in double figures following their performances in Middle Tennessee's 89-86 overtime win at Arkansas State (02/04/08). Yates poured in 28 points on 12-of-14 shooting from the field, while Hudson added 11 points and had eight rebounds. They also scored double figures in the same game vs. Denver (Yates -23, Hudson - 11), vs. Tennessee Wesleyan (Yates -14, Hudson - 11), vs. Belmont (Yates - 20, Hudson - 16), and Florida International (Yates - 23, Hudson - 16).

Hudson has been lights out from field

Junior Theryn Hudson is second in the Sun Belt in field goal percentage with a 60.2 percent clip (68-of-113) showing; and his 58.3 career field goal percentage is third all-time at Middle Tennessee. The 6-foot-10 center has been on a tear since the start of Sun Belt play, where he is shooting 57 percent (21-of-37) from the field.

Success begins inside for Blue Raiders

Middle Tennessee has been its most successful when Theryn Hudson and Desmond Yates play well. In the Blue Raiders' 10 wins, the inside duo is averaging 28.0 points and 11.5 rebounds; however, in the team's 11 losses they have combined to average 21.8 points and 8.9 rebounds.

Time for gut-check

Middle Tennessee earned one of its more emotional wins of the Kermit Davis era in a 57-51 triumph vs. Louisiana-Lafayette (01/31/08). The Blue Raiders utilized the services of eight players in the win - of whom two were sick and two were nursing injuries. Theryn Hudson (foot) returned from a three-game layoff and was playing at 65 percent, while Desmond Yates (knee) also was at less than 100 percent. Demetrius Green played with a sinus infection that kept him bed-ridden the day before and the day of the game but perhaps the biggest sacrifice was that of Kevin Kanaskie. The junior guard came down with the flu on Wednesday and did not travel with the team to Lafayette. Showing signs of improvement the day of the game, Kanaskie got a flight to Lafayette and arrived 40 minutes prior to tipoff. Kanaskie failed to score for the first time in 52 games but his worth the team was much greater than a stat line. In fact, head coach Kermit Davis said the Blue Raiders could not have won the game without him and complimented the sacrifices of all four players.

2007-08 SBC Statistics Through Feb. 5

Team	All	SBC
Scoring	9th (67.8)	9th (67.0)
Scoring Defense	10th (71.6)	5th (66.5)
Scoring Margin	10th (-3.8)	4th (+0.5)
Field Goal %	7th (.449)	5th (.458)
Field Goal % Def.	12th (.458)	5th (.427)
Free Throw %	7th (.706)	9th (.692)
3-Pt. Field Goal %	7th (.455)	5th (.376)
3-Pt. Field Goal % Def.	11th (.370)	6th (.327)
Rebounding Margin	8th (-0.4)	6th (+0.3)
Assists	11th (12.2)	10th (11.7)
Assist/Turnover Ratio	8th (0.82)	7th (0.86)
Steals	12th (5.62)	13th (4.55)
Blocks	13th (1.90)	12th (1.91)

Individual	All	SBC
Scoring		
Desmond Yates	6th (15.7)	4th (19.9)
Demetrius Green	20th (11.7)	21st (11.7)
Kevin Kanaskie	28th (9.9)	NA
Rebounds		
Theryn Hudson	9th (5.9)	NA
Demetrius Green	17th (4.8)	15th (5.2)
Desmond Yates	NA	14th (5.4)
Nigel Johnson	NA	18th (4.9)
Field Goal Percentage		
Theryn Hudson	2nd (.602)	NA
Desmond Yates	4th (.567)	3rd (.583)
Free-Throw Percentage		
Desmond Yates	11th (.803)	11th (.786)
Kevin Kanaskie	NA	15th (.750)
Assists		
Kevin Kanaskie	5th (3.38)	11th (2.73)
Nigel Johnson	7th (3.24)	6th (3.18)
3-Point Field Goals Made		
Kevin Kanaskie	NA	13th (1.82)
Assist/Turnover Ratio		
Nigel Johnson	6th (1.51)	4th (1.59)
Kevin Kanaskie	10th (1.25)	NA

Rebounding effort one of best ever

Middle Tennessee enjoyed a decisive battle advantage on the boards in its win at Louisiana-Lafayette, grabbing 49 caroms and limiting the Ragin' Cajuns to 27. The 49 rebounds are the eighth-most in school history and the most since the Blue Raiders hauled in 50 vs. St. Francis in the 00-01 season opener - a span of 225 games. Desmond Yates led the Blue Raiders on the boards with a career-high 11 rebounds and Theryn Hudson returned from a foot injury that sidelined him for three games and pulled eight boards. Nigel Johnson also continued his strong board work with eight rebounds. Of the 49 rebounds, a whopping 21 were of the offensive variety.

Yates not turning down charity in recent games

Ranked among the Sun Belt's leaders all season in free throw percentage, sophomore Desmond Yates' recent success at the line has allowed him to continually climb up the list. Yates had a stretch of 14 consecutive makes snapped earlier this season at South Alabama. For the season, Yates is connecting on 80 percent (49-of-61) of his free-throw attempts, which is good for 11th in the Sun Belt for all games. Yates shot just 71.6 percent (48-of-67) from the free-throw line last season as a freshman.

Lending a helping hand

Blue Raider guards Kevin Kanaskie and Nigel Johnson represent two of the top assist men in the Sun Belt Conference. Kanaskie ranks fifth in the Sun Belt in assists with 3.38 per game and Johnson is seventh in the league standings with 3.24 helpers per game. They are also among league leaders in assist/turnover ratio with Johnson ranking sixth (1.51) and Kanaskie 10th (1.25).

Blue Raiders enjoy ringing in New Year

One constant for Middle Tennessee under sixth-year Head Coach Kermit Davis has been steady improvement throughout the season. The Blue Raiders have a 59-41 mark under Davis after Jan. 1 for a 59 percent winning ledger and they have never had a losing mark after the start of a New Year under Davis. The Blue Raiders have registered double figure victories after Jan. 1 in four of the previous five seasons under Davis and the one season they did not - 2005-06 - they still won nine games. Middle Tennessee, which has won six of eight, completed the month of January with a 5-3 record and is 1-0 in February.

Middle Tennessee generally plays well with lead

Middle Tennessee has been solid at protecting leads in Head Coach Kermit Davis' six seasons. The Blue Raiders are 70-14 under Davis when they lead at the half, including a 7-2 mark this season, and they have won a staggering 86 percent (80-13) of the 93 games in which they have led with five minutes remaining, including an 8-0 mark this season.

80 points or more is usually good news for Blue Raiders

When Middle Tennessee has been able to light up the scoreboard under Head Coach Kermit Davis the results have been staggering. Middle Tennessee has won 96 percent of the 28 games in which it has scored 80 or more points in Davis' five-plus seasons. The Blue Raiders are 27-1 in such games, including a 3-0 mark this season. The only time Middle Tennessee failed to win under Davis when scoring more than 80 was an 85-83 overtime setback at Western Kentucky, Feb. 24, 2005. The Blue Raiders have won 12 straight overall when scoring 80 or more points.

Kanaskie in game for long haul

Junior guard Kevin Kanaskie has played the full 40 minutes in three of the last six games, going the distances vs. Troy, UL-Monroe and North Texas. The State College, Pa., native has been a workhorse for the Blue Raiders the last two seasons. His 34.2 minutes-per-game this season is third in the Sun Belt and he has logged 35 or more minutes 12 times. Kanaskie played 1,184 minutes in 2006-07, which were the most minutes played by a Blue Raider in program history. His 37.0 minute-per-game average in 2006-07 was fourth-most for a single season. His career high for minutes played is 44 against South Alabama in an overtime win in the Sun Belt Tournament quarterfinals in 2006-07. Kanaskie's 2,498 minutes played are currently 13th most all-time at Middle Tennessee and his 31.2 career average is ninth all-time.

Guards on the 'rebound'

Middle Tennessee's guards have been among the top collection of starting perimeter players in the SBC in regard to rebounding this season. Nigel Johnson had a career-high 10 rebounds to lead the Blue Raiders vs. North Texas and Demetrius Green had a career-high nine rebounds to lead the Blue Raiders in that category at Troy (1/16/08). Green is currently 17th overall in the Sun Belt standings with 4.8 per game. Good rebounding guards are the norm under Head Coach Kermit Davis at Middle Tennessee and this year is no different as three of the top five rebounders on the team are guards. Green is second on the team in rebounding in all games at 4.8 per game, while Kevin Kanaskie and Johnson are tied for fourth with 3.7 caroms per game. The three Blue Raider starting guards (Green, Johnson, Kanaskie) combine to average 12.2 rebounds per game. Green has pulled five or more rebounds in a game 13 times, Kanaskie has five or more in seven games, and Johnson has pulled five or more eight times.

Green enjoys strong all-around game vs. North Texas

Middle Tennessee junior guard Demetrius Green had his best game as a Blue Raider vs. North Texas. He had a game-high 21 points on 10-of-16 shooting, seven rebounds and he also had five assists and five steals, establishing personal best in each category. Green scored 13 consecutive points during an eight minute stretch from the end of the first half into the start of the second to help rally the Blue Raiders from an 11-point deficit late in the first half. Green is among the Sun Belt's leaders in scoring (11.7) and rebounding (4.8). Green has scored double figures 12 times in 19 games.

Did you know?

Middle Tennessee has hit at least one 3-pointer in 357 consecutive games. The last time the Blue Raiders failed to hit a shot from beyond the arc was Jan. 20, 1996 at Morehead State.

What's in a name?

Junior forward Desmond Yates' nickname is "Boogie," which he says was given to him by his grandmother when he was 1-year-old. Yates isn't sure why his grandmother gave him the particular nickname but he has always liked it and prefers to go by "Boogie," as opposed to Desmond.

Sain providing big spark off Blue Raider bench

Freshman Josh Sain, who is averaging 6.7 points, has been a consistent contributor off the Blue Raider bench and he enjoyed one of his best game so far with 13 points and five rebounds in 28 minutes of action vs. New Orleans. The 13 points and five rebounds tied his career high and the 28 minutes were a personal best. Sain also had a strong game vs. South Alabama (12/22/07) with 13 points, four rebounds, and 20 minutes. Sain once again established a new career high for minutes played in his next game when he logged 26 vs. Austin Peay to go along with 10 points. It marked the first time he has scored double figures in consecutive games in his young college career. He led the Blue Raiders in scoring and rebounding for the first time in his career at South Alabama.

Blue Raiders enjoy one of best shooting halves ever

Middle Tennessee's 72.7 second-half shooting percentage against Denver was the third-highest in school history for one half and the highest shooting mark for a Blue Raider team in more than 25 years. The single-half record for field goal percentage is 83 percent vs. Akron (2/4/82) and second is 80 percent vs. Tennessee Tech (1/8/81). Each of those marks were also established in the second half. Middle Tennessee's hot-shooting performance in the second half included hitting 13-of-14 shots during one stretch. After the first shot of the half was off the mark, Middle Tennessee players hit six straight before their next miss and then followed with seven consecutive makes before missing another field. Yates was 5-of-5 in the second half, while Demetrius Green was 5-of-6 and Kevin Kanaskie was 3-of-4.

Green enjoys complete game vs. Austin Peay

Junior guard Demetrius Green has provided Middle Tennessee with its most consistent guard play and he delivered his best game as a Blue Raider vs. Austin Peay (12/29/07). Green scored a career-best 24 points - the second-most points by a Blue Raider this season - and he also established career bests for 3-point field goals made (4) and attempted (5). The Lexington, Ky., native was 10-of-13 from the free-throw line, also personal bests.

Kanaskie heating up from outside

Kevin Kanaskie seems to be finding the shooting rhythm that made him one of the top 3-point shooters in school history in 2006-07. Kanaskie has matched his season high of four 3-pointers in two of the last four games and he is shooting 43 percent (9-of-21) from beyond the arc in the last four games (UL-Monroe, North Texas, Louisiana-Lafayette, at Arkansas State). He connected on four straight 3-pointers during a 4:58 span late in the second half to rally the Blue Raiders against North Texas.

Blue Raider defense strong vs. No. 2 Memphis

After being lit up on the scoreboard and in regard to defensive field goal percentage in the early going, Middle Tennessee's defense has been more representative in the last four games. The Blue Raiders continued their strong defensive play against No. 2 Memphis, holding the high-octane Tigers to 65 points, which was almost 20 points below their 82-point-per-game average. The Blue Raiders held the Tigers' two leading scorers - Chris Douglas-Roberts and Derrick Rose to 17 points below their combined season average of 36 points per game between them. After holding Memphis to 65 points, Middle Tennessee clamped down and allowed just 63 points to Florida International.

Blue Raider defense - Part II

Middle Tennessee's defense pitched another gem at Western Kentucky in a 62-51 setback (1/2/08). The Blue Raiders held the high-octane Hilltoppers to 45.3 percent shooting, four 3-pointers, and the 62 points were not only the second fewest they had scored overall all season and the fewest they have scored at Diddle Arena this season. The 62 points were also 17 below their season average of 79 entering the game. Key in the defensive showpiece was the play of Darren Avery and Demetrius Green, who teamed to limit Courtney Lee to six points - 15 below the 21 he was averaging entering the game.

Blue Raider defense - Part III

Middle Tennessee's trademark defense was once again on display in the 65-64 win at Troy (1/16/08). Troy entered the game as the Sun Belt's top offensive team at 82 points per game but was held almost 20 points below its average. The Blue Raiders held the Trojans to 40 percent shooting from the field and just nine second-half field goals.

Blue Raider defense - Part IV

Middle Tennessee's team defense was a big key in the win vs. North Texas as the Blue Raiders held the visitors to 20 points below their season average. The Mean Green came into the contest averaging 80 points per game but they were limited to just 60 against the Blue Raiders, who tied their season high with 13 steals in the win.

Johnson plays like a big man

Junior guard Nigel Johnson pulled a career-high 10 rebounds against North Texas to lead all players from either team in that category. It was Johnson's first double-figure rebounding game but he has had five or more rebounds in a game six times this season. Playing like a big man inside, Johnson also had a career-high two blocked shots in the Middle Tennessee win. Johnson also had five assists in the win.

Spreading the wealth

Middle Tennessee players demonstrated outstanding ball movement and collected assists on 13 of the 26 field goals converted in the win vs. North Texas. Demetrius Green and Nigel Johnson led the way with five helpers each, while Kevin Kanaskie, Dino Hair, and Uriah Hethington each had one.

Who says you can't get something for free?

Middle Tennessee took advantage of charity in its 86-80 overtime win against Belmont (12/12) when the Blue Raiders shot a sizzling 93 percent (26-of-28) from the charity stripe. In fact, Kevin Kanaskie, who set career marks for free throws made (11) and attempted (13) in the game was the only Blue Raider to miss from the free-throw line. Demetrius Green was 6-of-6 in the game and Desmond Yates connected on all four of his attempts. Yates had a stretch of 14 straight free throws made snapped against South Alabama earlier this season.

Don't count them out

Middle Tennessee has been a strong offensive team in the second half of games so far this season. The Blue Raiders are averaging 36.4 points after intermission. They have scored 40 or more points in the second half seven times, including 51 vs. Tennessee Wesleyan, 48 vs. Appalachian State, 47 vs. San Jose State, 44 vs. Houston, 41 vs. South Alabama, 41 vs. Denver, and 40 vs. North Texas.

Outshooting opposition a key

Outshooting the opposition does not guarantee victory for Middle Tennessee but it is a trend that comes as close to perfection as any under coach Kermit Davis. The Blue Raiders are 78-9 overall under Davis when the shooting percentage is higher than the opponent. Middle Tennessee had won 29 straight when outshooting the opposition before suffering a 75-69 overtime setback to Toledo last season, despite shooting 58 percent from the field. Overall, Middle Tennessee has won 50 of the last 57 games played when it has a higher shooting percentage than the opposition.

Blue Raiders starting to find 3-point stroke

Middle Tennessee knocked down a season-high nine 3-point field goals against Austin Peay (12/29/07) with junior guard Demetrius Green leading the way with a career-best four treys. The Blue Raiders were 9-of-20 from behind the arc for a 45 percent clip. The nine 3-pointers were the most for the Blue Raiders since they connected for the same amount at Troy (2/22/07) and were just one shy of the most they made in a game all of last season.

A good 'Hair' day

Sophomore forward Dino Hair collected his second start of the season vs. North Texas and responded with 10 points to tie his career high. Hair also tied his career high with four field goals made. He played 26 minutes, his second-highest total of the season.

Green strong in Raider debut

Junior guard Demetrius Green's long-awaited debut lived up to the hype. He sat out the 2006-07 season after transferring from Daytona Beach Community College but had a sensational debut with 17 points and six rebounds, both game highs, against San Jose St. in the opener. He was 6-of-6 from the field, 2-of-2 from 3-point range.

Blue Raiders ink two during NCAA Early Signing Period

Middle Tennessee signed two players to national letters of intent during the NCAA Early Signing Period, which began Wednesday (11/14). The Blue Raiders landed in-state prospect DeMario Williams from Culleoka High School, and they also signed Aundra Williams, a highly-regarded forward from Orlando, Fla. DeMario Williams is a top-10 prospect in Tennessee and he averaged 18 points, eight assists and eight rebounds in 2006-07. The 6-3 point guard is a two-time Mr. Basketball Finalist. He is one of two players to be named Mr. Basketball Finalist in Tennessee as a sophomore and junior. The other was former North Carolina standout and NBA first-round pick Brandan Wright. Aundra Williams is a 6-8, 235-pound forward at Boone High in Orlando, Fla.

Players shine in Raider debuts

While Demetrius Green made the most noise in his Blue Raider debut, he was not the only Middle Tennessee player to debut during the First Shot Exempt Tournament. All three Blue Raider newcomers debuted in the tournament and they scored. In addition to Green, Broderick Gilchrest and Uriah Hethington saw action against San Jose State. Gilchrest, a freshman from Memphis, played six minutes and had one point against the Spartans and Hethington, a 6-8 junior forward from Cairo, Ga., played 10 minutes and had four points.

Attendance record falls at Sommet Center

Middle Tennessee established a new "home" attendance record when 18,071 attended its game vs. No. 2 Memphis in the Sun Belt Classic at the Sommet Center in downtown Nashville, Dec. 15. The previous record for a Blue Raider home basketball was 11,807 vs. Western Kentucky, Feb. 26, 2004. That mark still stands as the all-time record at Murphy Center; however, since the game against Memphis was a designated home game for Middle Tennessee it does count on the home attendance. The sellout also set a new record for a regular-season game at the Sommet Center. The previous record was 8,118 when Tennessee played Oklahoma State in the facility, Dec. 18, 2006.

Boyd declared eligible by NCAA

Middle Tennessee freshman guard Antwaun Boyd has been cleared by the NCAA Clearinghouse and declared eligible. A heralded member of Middle Tennessee's 2007 signing class, Boyd will take a redshirt season in 2007-08. He was enrolled at Middle Tennessee as a part-time student in the fall but could not participate in team activities. He was granted partial eligibility by the NCAA following the fall semester and was able to begin practicing with the team while his case was being appealed. Boyd was ranked as one of the Top 10 players in Indiana by numerous rankings and recruiting services after a stellar career at Anderson High School in Anderson, Ind. He was selected to play in the Hoosiers Reunion All-Star Classic and was a McDonald's All-American nominee. Boyd led Anderson to a 24-2 record and a No. 3 state ranking as a junior, when he averaged 17 points, seven rebounds and four assists, and he averaged 20 points, eight rebounds and three assists as a senior.

TV/RADIO SPEED CHART



0 - JOHN HOPSON
5-10 ■ 180 ■ SO
Nashville, Tenn.



2 - BRODERICK GILCREST
6-0 ■ 175 ■ FR
Memphis, Tenn.



4 - CALVIN O'NEIL
6-4 ■ 195 ■ JR
Newark, N.J.



5 - KEVIN KANASKIE
6-2 ■ 182 ■ JR
State College, Pa.



11 - NIGEL JOHNSON
6-2 ■ 185 ■ JR
Memphis, Tenn.



21 - DINO HAIR
6-9 ■ 206 ■ SO
Picayune, Miss.




22 - DARREN AVERY
6-4 ■ 200 ■ SO
Corinth, Miss.



23 - DEMETRIUS GREEN
6-4 ■ 190 ■ JR
Lexington, Ky.



24 - JOSH SAIN
6-5 ■ 205 ■ FR
Jackson, Tenn.



31 - DESMOND YATES
6-7 ■ 220 ■ SO
Somerville, Tenn.



45 - THERYN HUDSON
6-10 ■ 250 ■ JR
La Vergne, Tenn.



54 - URIAH HETHINGTON
6-8 ■ 220 ■ JR
Cairo, Ga.



KERMIT DAVIS
Head Coach
Sixth season



THOMAS JOHNSON
Assistant Coach
Second season



ARTIE PEPELEA
Assistant Coach
Second season



AL PINKINS
Assistant Coach
Fifth season



BRIAN BURG
Director of Operations
First season

ROSTER

NUMERICAL LISTING

NO.	NAME	POS.	HT.	WT.	CL	HOMETOWN/LAST SCHOOL
0	John Hopson	G	5-10	180	So.	Nashville, Tenn./Martin Luther King HS
2	Broderick Gilchrest	G	6-0	175	Fr.	Memphis, Tenn./Hamilton HS
4	Calvin O'Neil	G	6-4	195	Jr.	Newark, N.J./Lutheran Christian Academy
5	Kevin Kanaskie	G	6-2	182	Jr.	State College, Pa./State College HS
11	Nigel Johnson	G	6-2	185	Jr.	Memphis, Tenn./Tallahassee CC
21	Dino Hair	F	6-9	206	r-So.	Picayune, Miss./Picayune Memorial HS
22	Darren Avery	G	6-4	200	r-So.	Corinth, Miss./Corinth HS
23	Demetrius Green	G	6-4	190	r-Jr.	Lexington, Ky./Daytona Beach CC
24	Josh Sain	G/F	6-5	205	Fr.	Jackson, Tenn./Liberty Tech Magnet HS
31	Desmond Yates	F	6-7	220	r-So.	Somerville, Tenn./Fayette-Ware HS
45	Theryn Hudson	C	6-10	250	Jr.	La Vergne, Tenn./La Vergne HS
54	Uriah Hethington	F	6-8	220	Jr.	Cairo, Ga./Okaloosa Walton JC

ALPHABETICAL LISTING

NO.	NAME	POS.	HT.	WT.	CL	HOMETOWN/LAST SCHOOL
22	Darren Avery	G	6-4	200	r-So.	Corinth, Miss./Corinth HS
2	Broderick Gilchrest	G	6-0	175	Fr.	Memphis, Tenn./Hamilton HS
23	Demetrius Green	G	6-4	190	r-Jr.	Lexington, Ky./Daytona Beach CC
21	Dino Hair	F	6-9	206	r-So.	Picayune, Miss./Picayune Memorial HS
54	Uriah Hethington	F	6-8	220	Jr.	Cairo, Ga./Okaloosa Walton JC
0	John Hopson	G	5-10	180	So.	Nashville, Tenn./Martin Luther King HS
45	Theryn Hudson	C	6-10	250	Jr.	La Vergne, Tenn./La Vergne HS
11	Nigel Johnson	G	6-2	185	Jr.	Memphis, Tenn./Tallahassee CC
5	Kevin Kanaskie	G	6-2	182	Jr.	State College, Pa./State College HS
4	Calvin O'Neil	G	6-4	195	Jr.	Newark, N.J./Lutheran Christian Academy
24	Josh Sain	G/F	6-5	205	Fr.	Jackson, Tenn./Liberty Tech Magnet HS
31	Desmond Yates	F	6-7	220	r-So.	Somerville, Tenn./Fayette-Ware HS

COACHING STAFF

- Head Coach:** Kermit Davis (Mississippi State, 1982)
- Assistant Coach:** Thomas Johnson (Montevallo, 1977)
- Assistant Coach:** Artie Pepelea (Wisconsin-Parkside, 1994)
- Assistant Coach:** Al Pinkins (North Carolina State, 1998)
- Director of Operations:** Brian Burg (Mt. Mercy College, 2003)

Pronunciation Guide

- Broderick Gilchrest... Broad-er-rick GIL-crest
- Dino Hair... Dean-OH
- Theryn Hudson... THAIR-an
- Uriah Hethington... Your-RYE-uh
- Kevin Kanaskie... Kuh-NAS-key

07-08 TRENDS

Overall Record	10-11, 7-4
When the Blue Raiders ...	they are...
Play day games	1-0
Play night games	9-11
Lead at halftime	7-2
Trail at halftime	3-9
Tied at halftime	0-0
Lead with 5:00 remaining	8-0
Trail with 5:00 remaining	2-10
Tied with 5:00 remaining	0-1
In overtime	2-1
Shoot better from field than opponent	8-2
Shoot worse from field than opponent	2-8
Shoot same from field as opponent	0-1
Shoot better from 3-point than opponent	7-4
Shoot worse from 3-point than opponent	3-7
Shoot same from 3-point as opponent	0-0
Shoot better from line than opponent	5-6
Shoot worse from line than opponent	5-5
Shoot same from line as opponent	0-0
Outrebound opponent	8-2
Are outrebounded by opponent	2-8
Are even in rebounds with opponent	0-1
Have more offensive rebounds than opponent	6-3
Have fewer offensive rebounds than opponent	3-6
Have the same number of offensive rebounds	1-2
Have more defensive rebounds than opponent	8-1
Have fewer defensive rebounds than opponent	2-10
Have the same number of defensive rebounds	0-0
Have more assists than opponent	6-2
Have fewer assists than opponent	3-8
Have same number of assists	1-1
Commit fewer turnovers than opponent	6-3
Commit more turnovers than opponent	4-5
Commit the same number of turnovers	0-3
Bench outscores opponent's	4-2
Bench is outscored by opponent's	6-9
Bench points are even	0-0
Shoot 50 percent or better	5-1
Shoot less than 50 percent	5-10
Allow opponent to shoot 50 percent or better	0-5
Hold opponent to below 50 percent	10-6

Points Scored/Allowed Summary		
Record When Scoring		Record When Allowing
0-2	40-49	1-0
1-1	50-59	3-0
5-4	60-69	4-2
1-4	70-79	0-3
2-0	80-89	2-5
1-0	90-99	0-0
0-0	100+	0-1

Record When Margin Is ...					
1 (pt.)	2	3	4	5	6
1-1	0-0	1-1	1-0	0-1	3-0
7	8	9	10-15	16-20	20+
0-1	0-0	2-0	0-4	1-0	1-3

Record By Month				
Nov.	Dec.	Jan.	Feb.	March
2-4	2-4	5-3	1-0	0-0

Record By Day of the Week						
Sun.	Mon.	Tue.	Wed.	Thurs.	Fri.	Sat.
1-0	1-1	1-1	3-1	1-2	2-0	1-6

Starters/Non-Starters Production Summary		
	Starters Total/%Team	Bench Total/% Team
Minutes	3065/71.7	1210/28.3
Points	1050/73.7	374/26.3
Rebounds	431/64.1	241/35.9

Miscellaneous Statistics					
	Double Figure Scoring	20-Pt. Games	Double Figure Reb(Ast)	Double Doubles	
2	Gilchrest	21	0	0	0
4	O'Neil	1	1	0	0
5	Kanaskie	21	10	0	0
11	Johnson	21	6	1	0
21	Hair	21	2	0	0
22	Avery	21	0	0	0
23	Green	21	15	3	0
24	Sain	15	5	0	0
31	Yates	21	15	8	2
45	Hudson	18	7	0	1
54	Hethington	14	0	0	0

Starting Lineups	
Kanaskie, Johnson, Green, Yates, Hudson	4-6
Kanaskie, Johnson, Green, Hair, Yates	2-0
Kanaskie, Johnson, Avery, Yates, Hudson	2-1
Johnson, Green, Avery, Hair, Yates	1-0
Johnson, Avery, Green, Yates, Hudson	1-0
Kanaskie, Johnson, Sain, Avery, Yates	0-1
Kanaskie, Johnson, Green, Avery, Yates	0-1
Kanaskie, Johnson, Gilchrest, Hair, Hethington	0-1
Kanaskie, Johnson, O'Neil, Yates, Hudson	0-1

TEAM HIGHS/LOWS

MIDDLE TENNESSEE HIGHS

POINTS	91	vs. Tennessee Wesleyan (11/23/07)
FG MADE	37	vs. Tennessee Wesleyan (11/23/07)
FG ATT.	67	vs. Appalachian State (11/17/07)
FG PCT	.607 (34-56)	at Arkansas State (02/04/08)
3FG MADE	10	at Arkansas State (02/04/08)
3FG ATTEMPTS	21	vs. Appalachian State (11/17/07)
3FG PCT	.625 (10-16)	vs. Arkansas State (02/04/08)
FT MADE	26	vs. Belmont (12/12/07)
FT ATT.	32	vs. Lipscomb (11/16/07)
FT PCT.	1.000 (11-11)	vs. North Texas (01/27/08)
REBOUNDS	49	at UL-Lafayette (01/31/08)
ASSISTS	20	vs. Tennessee Wesleyan (11/23/07)
STEALS	13	2X (last 01/27/08)
BLOCKS	4	2X (last 12/12/07)
TURNOVERS	29	at Tennessee (11/20/07)
FOULS	27	at Tennessee (11/20/07)

MIDDLE TENNESSEE LOWS

POINTS	40	at Tennessee (11/20/07)
FG MADE	13	2X (last 12/15/07)
FG ATT.	42	at Tennessee (11/20/07)
FG PCT	.271 (13-48)	vs. Memphis (12/15/07)
3FG MADE	2	at Tennessee (11/20/07)
3FG ATTEMPTS	6	at UL-Lafayette (01/31/08)
3FG PCT	.167 (2-6)	2X (last 01/31/08)
FT MADE	9	vs. Denver (01/05/08)
FT ATT.	11	vs. North Texas (01/27/08)
FT PCT.	.550 (11-20)	at South Alabama (12/22/07)
REBOUNDS	21	at South Alabama (last 12/22/07)
ASSISTS	5	at UL-Lafayette (01/31/08)
STEALS	3	5X (last 01/31/08)
BLOCKS	0	5X (last 01/31/08)
TURNOVERS	9	vs. Florida Atlantic (01/09/08)
FOULS	9	vs. Belmont (12/12/07)

OPPONENT HIGHS

POINTS	109	at Tennessee (11/20/07)
FG MADE	37	at Tennessee (11/20/07)
FG ATT.	65	vs. New Orleans (01/19/08)
FG PCT.	.684 (26-38)	vs. Appalachian State (11/17/07)
3FG MADE	16	2X (last 12/01/07)
3FG ATT.	37	vs. Belmont (12/12/07)
3FG PCT.	.667 (8-12)	vs. Appalachian State (11/17/07)
FT MADE	31	vs. Austin Peay (12/29/07)
FT ATT.	36	vs. Austin Peay (12/29/07)
FT PCT.	.905 (19-21)	at Belmont (11/26/07)
REBOUNDS	43	vs. Lipscomb (11/16/07)
ASSISTS	30	at Tennessee (11/20/07)
STEALS	18	at Tennessee (11/20/07)
BLOCKS	8	2X (last 01/31/08)
TURNOVERS	23	3X (last 01/31/08)
FOULS	25	vs. Lipscomb (11/16/07)

OPPONENT LOWS

POINTS	48	vs. Tennessee Wesleyan (11/23/07)
FG MADE	14	vs. Denver (01/05/08)
FG ATT.	36	vs. Denver (01/05/08)
FG PCT.	.333 (16-48)	vs. Tennessee Wesleyan (11/23/07)
3FG MADE	3	2X (last 11/23/07)
3FG ATT.	12	2X (last 12/22/07)
3FG PCT.	.182 (4-22)	vs. Florida Atlantic (01/09/08)
FT MADE	5	vs. Belmont (12/12/07)
FT ATT.	9	vs. Belmont (12/12/07)
FT PCT.	.556 (5-9)	vs. Belmont (12/12/07)
REBOUNDS	17	vs. Denver (01/05/08)
ASSISTS	5	vs. Lipscomb (11/16/07)
STEALS	1	vs. Lipscomb (11/16/07)
BLOCKS	0	4X (last 01/19/08)
TURNOVERS	9	2X (last 01/24/07)
FOULS	14	at Tennessee (11/30/07)

The Last Time a Blue Raider ...

Scored 30+ Points

Desmond Yates (30) vs. New Orleans (1/19/08)

Scored 40+ Points

Milton Dean (41) vs. Southeast Missouri (1/14/94)

Grabbed 15+ Rebounds

Lee Nosse vs. New Mexico State (15) (1/10/02)

Grabbed 20+ Rebounds

Napoleon Rhodes vs. UNC-Greensboro (20) (11/30/02)

Made 5+ Three-pointers

Kevin Kanaskie vs. Troy (5-11) (02/22/07)

Tallied 10+ Assists

Kevin Kanaskie vs. Florida Atlantic (11) (02/24/07)

Had a Double-Double

Desmond Yates vs. Louisiana-Lafayette (17 points, 11 rebounds) (01/31/08)

The Last Time the Blue Raiders ...

Scored 100+ Points

vs. Bryan College (115-59) (11/17/01)

Allowed 100+ Points

at Tennessee (109-40) (11/20/07)

Scored 50 or Less Points

vs. Memphis (41) (12/15/07)

Held a Team Under 50 Points

vs. Tennessee Wesleyan (48) (11/23/07)

Shot Better Than 55%

vs. Arkansas State (.607) (34-56) (02/04/08)

Held Opponent Under 40%

vs. Louisiana-Lafayette (.354) (17-48) (01/31/08)

Beat an Opponent by 20+ Points

vs. Tennessee Wesleyan (43) (11/23/07)

Had 45+ Rebounds

vs. Louisiana-Lafayette (49) (01/31/08)

GAME-BY-GAME LEADERS

Opponent	Result	Points	Rebounds	Assists	Steals	Blocks
San Jose State	L, 77-78	Green (17)	Green (6)	Johnson (5)	Kanaskie, Yates (2)	Yates (2)
Lipscomb	W, 68-62	Kanaskie (13)	Hudson (5)	Kanaskie (6)	Two with (1)	Two with (1)
Appalachian State	L, 79-84	Kanaskie (14)	Hudson (8)	Kanaskie, Johnson (5)	Seven with (1)	Hudson (1)
at Tennessee	L, 40-109	Kanaskie (9)	Kanaskie, Yates (6)	Kanaskie, Johnson (2)	Sain, Hudson (2)	0
Tennessee Wesleyan	W, 91-48	Green (20)	Hudson (9)	Kanaskie (7)	Kanaskie (4)	Hudson (3)
at Belmont	L, 62-85	Hudson (15)	Hudson, Yates (7)	Kanaskie (4)	Avery (3)	Yates, Gilchrest (1)
at Houston	L, 68-83	Yates (21)	Green (8)	Kanaskie, Green (4)	4 with (4)	Green (1)
Belmont	W, 86-80 (OT)	Yates (20)	Hudson (9)	Johnson (6)	Kanaskie, Green (2)	Hudson (2)
vs. Memphis	L, 41-65	Green, Hudson, Hair (8)	Kanaskie (7)	Johnson, Hair (3)	Kanaskie (4)	0
Florida International	W, 72-63	Yates (23)	Hudson (8)	Johnson (7)	Four with (1)	Green (1)
at South Alabama	L, 61-75	Sain, Yates (13)	Sain (4)	Yates (4)	Hudson, Kanaskie, Yates (2)	Hudson (3)
Austin Peay	L, 75-78	Green (24)	Hudson (7)	Kanaskie (5)	Johnson, Sain (2)	Hair (2)
at WKU	L, 51-62	Yates (16)	Hudson (13)	Yates (2)	Johnson (2)	Yates (1)
Denver	W, 68-50	Yates (23)	Hudson (6)	Kanaskie (9)	Three with (1)	Green(2)
Florida Atlantic	W, 61-57	Yates (14)	Yates (7)	Johnson, Green (3)	Four with (1)	Yates, Hudson (1)
at Troy	W, 65-64	Yates (24)	Green (9)	Kanaskie, Johnson (4)	Kanaskie (2)	0
New Orleans	L, 75-82 (OT)	Yates (30)	Hair (8)	Johnson (4)	Johnson (2)	0
at UL-Monroe	L, 69-82	Yates (24)	Yates (10)	4 with (3)	Green (2)	3 with (1)
North Texas	W, 69-60	Green (21)	Johnson (10)	Green, Johnson (5)	Green (5)	Johnson (2)
at UL-Lafayette	W, 59-51	Yates (17)	Yates (11)	Johnson (3)	3 with (1)	0
at Arkansas State	W, 89-86 (OT)	Yates (28)	Yates/Hudson (8)	Green (2)	Johnson (2)	Hair (2)
UALR						
at Florida International						
South Alabama						
WKU						
at Denver						
at Florida Atlantic						
Troy						

INDIVIDUAL SUPERLATIVES

POINTS	30	Yates	vs. New Orleans (01/19/08)
FIELD GOALS MADE	12	Yates (2X)	vs. New Orleans (01/19/08); at Arkansas State (02/04/08)
FIELD GOALS ATT	20	Yates	vs. New Orleans (01/19/08)
FG PCT (min 5 made)	1.000 (6-6)	Green	vs. San Jose State (11/15/07)
3 PT FG MADE	4	Kanaskie 3X, Green	at ULM (01/24/08); vs. Austin Peay (12/29/07)
3 PT FG ATTEMPTS	8	Kanaskie	vs. North Texas (01/27/08)
3 PT FG PCT (min 2 made)	1.000 (2-2)	Four players (2-2)	Yates, Avery, Green, Sain
FT MADE	11	Kanaskie	vs. Belmont (12/12/07)
FT ATT	13	Kanaskie, Green	vs. Belmont (12/12/07); vs. Austin Peay (12/29/07)
FT PCT (min 5 made)	1.000 (6-6)	Green; Hair	vs. Belmont (12/12/07); vs. Memphis (12/15/07)
REBOUNDS	13	Hudson	at WKU (1/2/08)
ASSISTS	9	Kanaskie	vs. Denver (01/05/08)
STEALS	5	Green	vs. North Texas (01/27/08)
BLOCKED SHOTS	3	Hudson	vs. Tennessee Wesleyan (11/23/07)

GAME-BY-GAME

Opponent	W/L	FG-FGA	Pct.	3PT-A	Pct.	FT-FTA	Pct.	OR	DR	Tot.	PF	AST	TO	BLK	STL	1H	2H	OT	PTS
at MIDDLE TENNESSEE	L	25-56	.446	6-12	.500	21-29	.724	10	19	29	24	11	14	2	7	30	47	-	77
San Jose State		28-45	.622	7-13	.538	15-24	.625	5	24	29	24	15	20	2	6	39	39	-	78
at MIDDLE TENNESSEE	W	22-47	.468	6-14	.429	18-32	.563	5	25	30	26	12	11	2	3	30	38	-	68
Lipscomb		19-54	.352	3-15	.200	21-33	.636	15	28	43	25	5	13	0	1	31	31	-	62
at MIDDLE TENNESSEE	L	29-67	.433	5-21	.238	16-21	.762	17	13	30	26	14	15	1	7	31	48	-	79
Appalachian State		26-38	.684	8-12	.667	24-32	.750	3	24	27	21	15	23	1	5	35	49	-	84
MIDDLE TENNESSEE	L	13-42	.310	2-12	.167	12-17	.706	6	18	24	27	7	29	0	8	21	19	-	40
at Tennessee		37-57	.649	16-28	.571	19-28	.679	6	25	31	14	30	9	2	18	61	48	-	109
at MIDDLE TENNESSEE	W	37-65	.569	6-20	.300	11-16	.688	10	30	40	19	20	14	4	13	40	51	-	91
Tennessee Wesleyan		16-48	.333	3-13	.231	13-19	.684	6	20	26	18	8	23	1	10	26	22	-	48
MIDDLE TENNESSEE	L	23-55	.418	6-19	.316	10-15	.667	8	16	24	21	10	15	2	8	29	33	-	62
at Belmont		29-58	.500	8-20	.400	19-21	.905	13	27	40	18	17	15	0	10	51	34	-	85
MIDDLE TENNESSEE	L	24-50	.480	7-19	.368	13-20	.650	8	23	31	22	14	16	1	4	24	44	-	68
at Houston		24-47	.511	16-30	.533	19-29	.655	6	22	28	17	20	13	4	9	43	40	-	83
at MIDDLE TENNESSEE	W	27-60	.450	6-18	.333	26-28	.928	14	28	42	9	19	17	4	6	37	37	12	86
Belmont		30-64	.469	15-37	.405	5-9	.556	7	20	27	21	21	15	3	8	38	36	6	80
vs MIDDLE TENNESSEE	L	13-48	.271	4-15	.267	11-12	.917	9	21	30	20	11	20	0	6	22	19	-	41
Memphis		24-53	.453	4-19	.211	13-21	.619	11	27	38	17	12	14	8	12	35	30	-	65
at MIDDLE TENNESSEE	W	27-55	.491	8-17	.471	10-14	.714	9	24	33	15	16	11	1	4	40	32	-	72
Florida International		24-55	.436	6-17	.353	9-12	.750	8	22	30	15	13	13	4	5	27	36	-	63
MIDDLE TENNESSEE	L	23-48	.479	11-20	.250	11-20	.550	6	15	21	26	14	11	7	7	20	41	-	61
at South Alabama		21-46	.457	5-12	.417	28-34	.824	14	25	39	21	15	13	4	5	30	45	-	75
at MIDDLE TENNESSEE	L	24-48	.500	9-20	.450	18-27	.667	9	19	28	24	10	14	3	6	37	38	-	75
Austin Peay		20-49	.408	7-24	.292	31-36	.861	13	21	34	20	10	11	1	10	35	43	-	78
MIDDLE TENNESSEE	L	17-53	.321	5-16	.313	12-14	.857	12	19	31	15	7	14	1	4	19	32	-	51
at Western Kentucky		24-53	.453	4-13	.308	10-12	.833	11	26	37	17	9	14	3	10	35	27	-	62
at MIDDLE TENNESSEE	W	27-46	.587	5-8	.625	9-12	.750	8	20	28	16	14	12	2	3	27	41	-	68
Denver		14-36	.389	5-19	.263	17-21	.810	3	14	17	16	6	14	3	4	24	26	-	50
at MIDDLE TENNESSEE	W	21-53	.396	5-17	.294	14-20	.700	10	22	32	21	10	9	2	4	30	31	-	61
Florida Atlantic		19-46	.413	4-22	.182	15-22	.682	10	28	38	22	10	13	0	4	25	32	-	57
MIDDLE TENNESSEE	W	22-45	.489	5-16	.313	16-24	.667	10	23	33	18	14	20	0	3	39	26	-	65
at Troy		21-52	.404	10-23	.435	12-15	.800	11	18	29	19	9	16	4	11	34	30	-	64
at MIDDLE TENNESSEE	L	28-65	.431	5-18	.278	14-24	.583	13	31	41	25	15	12	0	3	28	38	9	75
New Orleans		28-65	.431	4-17	.235	22-30	.733	10	32	42	24	10	12	0	6	24	42	16	82
MIDDLE TENNESSEE	L	24-62	.387	8-18	.444	13-18	.722	14	21	35	20	15	10	3	3	32	37	-	69
at UL-Monroe		26-60	.433	15-33	.455	15-24	.625	16	26	42	15	14	9	3	3	46	36	-	82
at MIDDLE TENNESSEE	W	26-51	.510	6-17	.353	11-11	1.000	7	21	28	14	13	16	3	13	29	40	-	69
North Texas		24-52	.462	4-18	.222	8-12	.667	9	18	27	17	8	17	3	10	31	29	-	60
MIDDLE TENNESSEE	W	21-56	.375	1-6	.167	14-20	.700	21	28	49	21	5	23	0	3	36	21	-	57
at UL-Lafayette		17-48	.354	4-18	.222	13-22	.591	8	19	27	20	7	16	8	8	31	20	-	51
MIDDLE TENNESSEE	W	34-56	.607	10-16	.625	11-18	.611	8	25	33	20	6	12	2	3	39	36	14	89
at Arkansas State		27-61	.443	7-16	.438	25-31	.806	12	17	29	15	14	7	4	6	36	39	11	86
at MIDDLE TENNESSEE																			
UALR																			
MIDDLE TENNESSEE																			
at Florida International																			
at MIDDLE TENNESSEE																			
South Alabama																			
at MIDDLE TENNESSEE																			
Western Kentucky																			
MIDDLE TENNESSEE																			
at Denver																			
MIDDLE TENNESSEE																			
at Florida Atlantic																			
at MIDDLE TENNESSEE																			
Troy																			

2007-08 STATISTICS

SEASON BOX SCORE

OVERALL RECORD: 10-11 (HOME: 7-4, AWAY: 3-6, NEUTRAL: 0-1)

No	Player	GP	GS	Min	Avg	FG	FGA	Pct	3FG	3FGA	Pct	FT	FTA	Pct	OR	DR	Tot	Avg.	PF	FO	A	TO	Blk	Stl	Pts	Avg
31	Yates,Desmond	21	20	643	30.6	132	233	.567	16	28	.571	49	61	.803	38	58	96	4.6	76	4	22	35	9	11	329	15.7
23	Green,Demetrius	21	15	630	30.0	84	181	.464	20	53	.377	58	77	.753	26	75	101	4.8	40	0	40	49	4	17	246	11.7
04	O'Neil,Calvin	1	1	16	16.0	2	4	.500	0	0	.000	6	8	.750	4	0	4	4.0	2	0	0	0	0	1	10	10.0
05	Kanaskie,Kevin	21	19	718	34.2	55	164	.335	33	93	.355	64	83	.771	8	70	78	3.7	49	2	71	57	0	22	207	9.9
45	Hudson,Theryn	18	15	452	25.1	68	113	.602	0	0	.000	28	53	.528	41	65	106	5.9	68	3	10	33	11	9	164	9.1
11	Johnson,Nigel	21	21	654	31.1	53	129	.411	20	49	.408	27	37	.730	12	66	78	3.7	68	5	68	45	3	19	153	7.3
24	Sain,Josh	15	1	217	14.5	40	93	.430	17	47	.362	4	10	.400	11	27	38	2.5	16	0	14	22	1	10	101	6.7
21	Hair,Dino	21	4	307	14.6	25	68	.368	2	15	.133	26	34	.765	13	27	40	1.9	45	3	11	26	10	8	78	3.7
22	Avery,Darren	21	7	323	15.4	22	58	.379	6	19	.316	14	24	.583	13	19	32	1.5	28	0	10	21	0	8	64	3.0
54	Hethington,Uriah	14	1	123	8.8	15	37	.405	0	0	.000	6	13	.462	8	11	19	1.4	13	0	2	3	1	7	36	2.6
02	Gilchrest,Broderick	21	1	191	9.1	11	47	.234	5	31	.161	9	12	.750	2	9	11	0.5	24	0	9	18	1	6	36	1.7
00	Hopson,John	4	1	2	0.5	0	1	.000	0	0	.000	0	0	.000	0	0	0	0.0	0	0	0	0	0	0	0	0.0
TM	TEAM.....														35	34	69	3.5	0			6				
	Total.....	21				507	1128	.449	119	335	.355	291	412	.706	211	461	672	32.0	429	17	257	315	40	118	1424	67.8
	Opponents.....	21				498	1087	.458	155	419	.370	353	487	.725	197	483	680	32.4	396	-	268	300	58	161	1504	71.6

SCORE BY PERIODS:	1st	2nd	OT	Total
Middle Tennessee	640	749	35	1424
Opponents	737	734	33	1504

DEADBALL REBOUNDS	Off	Def	Total
Middle Tennessee	48	1	49
Opponents	64	1	65

SUN BELT CONFERENCE - ONLY SEASON BOX SCORE

SUN BELT RECORD: 7-4 (HOME: 4-1, AWAY: 3-3)

No	Player	GP	GS	Min	Avg	FG	FGA	Pct	3FG	3FGA	Pct	FT	FTA	Pct	OR	DR	Tot	Avg.	PF	FO	A	TO	Blk	Stl	Pts	Avg
31	Yates,Desmond	11	11	381	34.6	88	151	.583	10	17	.588	33	42	.786	26	33	59	5.4	39	1	16	19	4	5	219	19.9
23	Green,Demetrius	11	7	353	32.1	49	111	.441	7	25	.280	24	34	.706	15	42	57	5.2	19	0	25	25	3	10	129	11.7
05	Kanaskie,Kevin	11	10	385	35.0	29	84	.345	20	54	.370	27	36	.750	3	32	35	3.2	29	2	30	27	0	9	105	9.5
45	Hudson,Theryn	8	6	208	26.0	26	44	.591	0	0	.000	13	25	.520	21	32	53	6.6	30	1	3	12	4	3	65	8.1
11	Johnson,Nigel	11	11	343	31.2	27	62	.435	10	19	.526	21	30	.700	10	44	54	4.9	38	3	35	22	3	11	85	7.7
24	Sain,Josh	9	1	144	16.0	25	56	.446	9	27	.333	3	5	.600	7	18	25	2.8	9	0	8	14	1	4	62	6.9
21	Hair,Dino	11	3	164	14.9	14	32	.438	1	7	.143	10	15	.667	7	14	21	1.9	19	1	4	12	5	4	39	3.5
22	Avery,Darren	11	6	173	15.7	8	27	.296	4	9	.444	2	4	.500	6	8	14	1.3	15	0	6	5	0	2	22	2.0
54	Hethington,Uriah	6	0	33	5.5	2	10	.200	0	0	.000	0	2	.000	2	3	5	0.8	5	0	1	1	1	1	4	0.7
02	Gilchrest,Broderick	11	0	64	5.8	2	12	.167	1	7	.143	2	2	1.000	2	5	7	0.6	8	0	1	8	0	1	7	0.6
00	Hopson,John	3	1	2	0.7	0	1	.000	0	0	.000	0	0	.000	0	0	0	0.0	0	0	0	0	0	0	0	0.0
TM	TEAM.....														16	18	34	3.4	0			5				
	Total.....	11				270	590	.458	62	165	.376	135	195	.692	115	249	364	33.1	211	8	129	150	21	50	737	67.0
	Opponents.....	11				245	574	.427	68	208	.327	174	235	.740	112	245	357	32.5	201	-	115	144	36	72	732	66.5

SCORE BY PERIODS:	1st	2nd	OT	Total
Middle Tennessee	339	375	23	737
Opponents	343	362	27	732

DEADBALL REBOUNDS	Off	Def	Total
Middle Tennessee	20	1	21
Opponents	28	1	29

INDIVIDUAL PLAYER HIGHS

#0 JOHN HOPSON

	Season	Career
Points	0	Same
Field Goals	0	Same
3-Pt Field Goals	0	Same
Rebounds	0	1, vs. Fla. International (2/15/07)
Assists	0	Same
Blocked Shots	0	Same
Steals	1, vs. Belmont (12/12/07)	Same
Minutes	0	5, 2X

#2 BRODERICK GILCHREST

	Season	Career
Points	8, vs. Tenn. Wesleyan (11/23/07)	Same
Field Goals	2, 3X (last 12/29/07)	Same
3-Pt Field Goals	2, vs. Tenn. Wesleyan (11/23/07)	Same
Rebounds	3, at South Alabama (12/22/07)	Same
Assists	4, vs. Tenn. Wesleyan (11/23/07)	Same
Blocked Shots	1, at Belmont (11/26/07)	Same
Steals	1, 4X (last 12/29/07)	Same
Minutes	23, vs. Tenn. Wesleyan (11/23/07)	Same

#4 CALVIN O'NEIL

	Season	Career
Points	10, vs. San Jose St. (11/15/07)	21, at Troy (2/28/07)
Field Goals	2, vs. San Jose St. (11/15/07)	6, 3X (last 2/28/07)
3-Pt Field Goals	0	2, 2X (last 1/27/07)
Rebounds	0	8, 2X (last 11/20/06)
Assists	0	6, 2X (last 2/22/07)
Blocked Shots	0	1, 6X (last 2/28/07)
Steals	1, vs. San Jose St. (11/15/07)	3, 2X (last 2/11/06)
Minutes	16, vs. San Jose St. (11/15/07)	40, at New Orleans (1/13/07)

#5 KEVIN KANASKIE

	Season	Career
Points	18, vs. North Texas (01/27/08)	26, at Troy (2/22/07)
Field Goals	5, 2X (last 01/27/08)	10, at Troy (2/22/07)
3-Pt Field Goals	4, 3X (last 01/27/08)	5, 3X (last 2/22/07)
Rebounds	7, vs. Memphis (12/15/07)	8, 3X (last 3/5/07)
Assists	9, vs. Denver (01/05/08)	13, vs. UL-Lafayette (1/27/07)
Blocked Shots	0	1, 4X (last 2/3/07)
Steals	4, 2X (last 12/15/07)	4, 3X (last 12/15/07)
Minutes	40, 3X (last 01/27/08)	44, vs. South Ala. (03/04/07)

#11 NIGEL JOHNSON

	Season	Career
Points	22, at Arkansas State (02/04/08)	Same
Field Goals	7, at Arkansas State (02/04/08)	Same
3-Pt Field Goals	3, at Arkansas State (02/04/08)	3, 2X (last 02/04/08)
Rebounds	10, vs. North Texas (01/27/08)	10, vs. North Texas (01/27/08)
Assists	7, vs. Fla. International (12/18/07)	Same
Blocked Shots	2, vs. North Texas (01/27/08)	2, vs. North Texas (01/27/08)
Steals	2, 5X (last 02/04/08)	5, vs. Toledo (11/18/06)
Minutes	38, vs. Belmont (12/12/07)	40, 2X (last 2/28/07)

#21 DINO HAIR

	Season	Career
Points	10, 2X (last 01/27/08)	Same
Field Goals	4, 2X (last 01/27/08)	Same
3-Pt Field Goals	1, 2X (last 12/18/07)	2, at Troy (2/22/07)
Rebounds	8, vs. New Orleans (01/19/08)	Same
Assists	3, vs. Memphis (12/15/07)	Same
Blocked Shots	2, 2X (last 02/04/08)	Same
Steals	1, 6X (last 02/04/08)	1, 9X (last 02/04/08)
Minutes	28, vs. Memphis (12/15/07)	Same

#22 DARREN AVERY

	Season	Career
Points	8, vs. Tenn. Wesleyan (11/23/07)	15, at UL-Monroe (2/8/07)
Field Goals	3, 2X (last 11/23/07)	4, at UL-Monroe (2/8/07)
3-Pt Field Goals	2, 2X (last 02/04/08)	3, 2X (last 2/8/07)
Rebounds	6, vs. Austin Peay (12/29/07)	Same
Assists	2, at UL-Monroe (01/24/08)	3, vs. Fla. International (2/15/07)
Blocked Shots	0	1, vs. UL-Lafayette (1/27/07)
Steals	3, at Belmont (11/26/07)	Same
Minutes	29, at UL-Lafayette (01/31/08)	Same

#23 DEMETRIUS GREEN

	Season	Career
Points	24, vs. Austin Peay (12/29/07)	Same
Field Goals	10, vs. North Texas (01/27/08)	Same
3-Pt Field Goals	4, vs. Austin Peay (12/29/07)	Same
Rebounds	9, at Troy (01/16/08)	Same
Assists	5, vs. North Texas (01/27/08)	Same
Blocked Shots	2, vs. Denver (01/05/08)	Same
Steals	5, vs. North Texas (01/27/08)	Same
Minutes	43, 2X (last 02/04/08)	Same

#24 JOSH SAIN

	Season	Career
Points	13, 2X (Last 01/19/08))	Same
Field Goals	6, vs. New Orleans (01/19/08)	Same
3-Pt Field Goals	3, 2X (last 12/22/07)	Same
Rebounds	5, 2X (last 01/19/08)	Same
Assists	3, vs. Belmont (12/12/07)	Same
Blocked Shots	1, at UL-Monroe (01/24/08)	Same
Steals	1, vs. Lipscomb (11/16/07)	Same
Minutes	28, vs. New Orleans (01/19/08)	Same

#31 DESMOND YATES

	Season	Career
Points	30, vs. New Orleans (01/19/08)	Same
Field Goals	12, 2X (last 02/04/08)	Same
3-Pt Field Goals	2, 4X (last 02/04/08)	4, vs. Arkansas State (1/17/07)
Rebounds	11, at UL-Lafayette (01/31/08)	Same
Assists	4, at South Alabama (12/22/07)	Same
Blocked Shots	2, vs. San Jose St. (11/15/07)	2, 3X (last 11/15/07)
Steals	2, 3X (last 12/22/07)	2, 4X (last 12/22/07)
Minutes	45, at Arkansas State (02/04/08)	Same

#45 THERYN HUDSON

	Season	Career
Points	16, 2X (last 12/18/07)	Same
Field Goals	8, vs. Belmont (12/12/07)	Same
3-Pt Field Goals	0	Same
Rebounds	13, at WKU (01/02/08)	Same
Assists	2, 2X (last 11/23/07)	2, 5X (last 11/23/07)
Blocked Shots	3, 2X (last 12/22/07)	3, 3X (last 12/22/07)
Steals	2, at South Alabama (12/22/07)	3, vs. Arkansas State (1/17/07)
Minutes	34, vs. Belmont (12/12/07)	30, vs. Cumberland (11/13/06)

#54 URIAH HETHINGTON

	Season	Career
Points	8, vs. Tenn. Wesleyan (11/23/07)	Same
Field Goals	3, vs. Tenn. Wesleyan (11/23/07)	Same
3-Pt Field Goals	0	Same
Rebounds	3, 3X (last 11/26/07)	Same
Assists	1, vs. North Texas (01/27/08)	Same
Blocked Shots	1, at South Alabama (12/22/07)	Same
Steals	2, at Belmont (last 11/26/07)	Same
Minutes	15, at Belmont (11/26/07)	Same

BOX SCORES

Game 1

SAN JOSE STATE

MIDDLE TENNESSEE

Murphy Center (2,745)

78

77

Nov. 15, 2007 - Murfreesboro, Tenn.

SJSU (1-0)	FG	3FG	FT	REB	F	TP	A	T	B	S	MIN
01 Pierce*	5-10	3-7	0-0	0-4-4	3	13	1	4	0	0	28
05 Graham*	5-7	1-1	5-7	1-2-3	1	16	4	8	0	3	34
22 Webster*	6-7	0-0	3-8	1-5-6	4	15	3	2	1	0	32
24 Hill*	3-6	1-2	2-2	1-0-1	3	9	3	0	0	1	23
40 Caballero*	1-1	0-0	0-0	0-0-0	4	2	2	0	0	0	6
11 Goins	0-1	0-1	0-0	0-0-0	0	0	1	0	0	0	2
20 Wright	4-5	0-0	0-0	0-3-3	1	8	1	2	0	1	16
21 Thomas	1-2	0-0	3-5	0-4-4	2	5	0	1	0	1	13
32 Peterson	2-2	2-2	2-2	0-3-3	2	8	0	1	0	0	13
44 Holloway	1-3	0-0	0-0	1-1-2	4	2	0	1	1	0	29
50 Fleming	0-1	0-0	0-0	0-0-0	0	0	0	1	0	0	4
TEAM				1-2-3							
Totals	28-45	7-13	15-24	5-24-29	24	78	15	20	2	6	200
FG	1st Half: 16-24 66.7			2nd Half: 12-21 57.1			Game: 62.2				
3-Pt. FG	1st Half: 4-7 57.1			2nd Half: 3-6 50.0			Game: 53.8				
FT	1st Half: 15-24 62.5			2nd Half: 12-18 66.7			Game: 62.5				

MT (0-1)	FG	3FG	FT	REB	F	TP	A	T	B	S	MIN
04 O'Neil*	2-4	0-0	6-8	4-0-4	2	10	0	0	0	1	16
05 Kanaskie*	2-9	1-4	6-7	0-4-4	3	11	2	2	0	2	35
11 Johnson*	4-11	2-4	0-0	0-1-1	3	10	5	1	0	0	35
31 Yates*	6-11	1-2	3-6	0-4-4	2	16	1	2	2	2	38
45 Hudson*	2-6	0-0	0-0	1-2-3	3	4	2	2	0	0	25
02 Gilchrist	0-0	0-0	1-2	0-1-1	1	1	1	0	0	0	6
21 Hair	0-3	0-0	0-0	0-0-0	2	0	0	1	0	1	6
22 Avery	1-2	0-0	2-2	1-2-3	3	4	0	2	0	0	10
23 Green	6-6	2-2	3-4	2-4-6	3	17	0	4	0	1	19
54 Hethington	2-4	0-0	0-0	0-0-0	2	4	0	0	0	0	10
TEAM				2-1-3							
Totals	25-56	6-12	21-29	10-19-29	24	77	11	14	2	7	200
FG	1st Half: 8-26 30.8			2nd Half: 17-30 56.7			Game: 44.6				
3-Pt. FG	1st Half: 2-5 40.0			2nd Half: 4-7 57.1			Game: 50.0				
FT	1st Half: 12-17 70.6			2nd Half: 9-12 75.0			Game: 72.4				

Score by Periods	1st	2nd	Total
San Jose State	39	39	78
Middle Tennessee	30	47	77

Game 3

APPALACHIAN STATE

MIDDLE TENNESSEE

Murphy Center (3,605)

84

79

Nov. 17, 2007 - Murfreesboro, Tenn.

APP ST. (2-2)	FG	3FG	FT	REB	F	TP	A	T	B	S	MIN
01 ABRAHAM*	0-1	0-1	3-4	0-1-1	2	3	3	0	0	0	20
02 CLAYTON*	5-7	0-0	5-5	1-5-6	3	15	2	4	0	3	28
21 BERMUDEZ*	4-5	1-1	2-3	0-4-4	3	11	1	3	0	0	21
23 BRAND*	3-4	2-3	5-8	0-4-4	4	13	2	4	0	0	40
55 MINTER*	3-5	0-0	5-6	1-3-4	4	11	3	4	1	0	19
00 SIMS	2-5	1-2	4-4	0-2-2	0	9	2	2	0	1	21
15 BOOTH	0-0	0-0	0-0	0-0-0	0	0	0	0	0	0	2
32 BUTTS	1-1	0-0	0-2	1-2-3	2	2	0	0	0	0	6
40 BOWNE	4-5	0-0	0-0	0-1-1	2	8	2	3	0	0	20
41 McL-WILLIAMS	4-5	4-5	0-0	0-0-0	1	12	0	2	0	1	23
TEAM				0-2-2							
Totals	26-38	8-12	24-32	3-24-27	21	84	15	23	1	5	200
FG	1st Half: 14-18 77.8			2nd Half: 12-20 60.0			Game: 68.4				
3-Pt. FG	1st Half: 4-7 57.1			2nd Half: 4-5 80.0			Game: 66.7				
FT	1st Half: 3-7 42.9			2nd Half: 21-25 84.0			Game: 75.0				

MT (1-2)	FG	3FG	FT	REB	F	TP	A	T	B	S	MIN
05 Kanaskie*	3-10	2-5	6-7	1-1-2	1	14	5	1	0	1	32
11 Johnson*	3-10	0-3	0-0	1-0-1	3	6	5	3	0	1	36
23 Green*	2-6	0-1	2-2	1-4-5	1	6	0	0	0	0	28
31 Yates*	3-5	0-0	0-0	0-1-1	5	6	0	0	0	1	18
45 Hudson*	3-6	0-0	3-6	5-3-8	4	9	0	4	1	1	24
02 Gilchrist	2-5	0-3	0-0	0-0-0	1	4	2	1	0	1	7
21 Hair	4-7	0-2	2-2	1-2-3	4	10	2	3	0	0	20
22 Avery	3-5	0-0	1-1	1-2-3	3	7	0	3	0	1	17
24 Sain	4-10	3-7	0-1	3-0-3	2	11	0	0	0	0	9
54 Hethington	2-3	0-0	2-2	1-0-1	2	6	0	0	0	1	9
TEAM				3-0-3							
Totals	29-67	5-21	16-21	17-13-30	26	79	14	15	1	7	200
FG	1st Half: 12-24 50.0			2nd Half: 17-43 39.5			Game: 43.3				
3-Pt. FG	1st Half: 0-7 0.0			2nd Half: 5-14 35.7			Game: 23.8				
FT	1st Half: 7-9 77.8			2nd Half: 9-12 75.0			Game: 76.2				

Score by Periods	1st	2nd	Total
Appalachian State	35	49	84
Middle Tennessee	31	48	79

Game 2

LIPSCOMB

MIDDLE TENNESSEE

Murphy Center (3,010)

62

68

Nov. 16, 2007 - Murfreesboro, Tenn.

LIPSCOMB (0-4)	FG	3FG	FT	REB	F	TP	A	T	B	S	MIN
14 ARD*	4-16	1-6	6-10	2-1-3	3	15	2	3	0	0	30
20 DANIELS*	0-5	0-3	0-0	0-2-2	3	0	0	2	0	0	28
35 BROWN*	4-6	1-2	1-2	3-10-13	4	10	1	0	0	0	32
40 RFAFF*	2-5	0-0	2-2	2-0-2	5	6	0	1	0	0	16
42 LUSK*	5-6	1-1	5-10	1-1-2	0	16	1	1	0	1	34
00 SLATER	0-3	0-2	3-3	0-4-4	3	3	0	2	0	0	13
03 SEAFORD	0-2	0-1	0-0	0-2-2	0	0	1	0	0	0	10
34 HODZIG	2-6	0-0	3-4	3-4-7	3	7	0	1	0	0	16
43 HOPKINS	2-5	0-0	1-2	2-4-6	4	5	0	3	0	0	21
TEAM				2-0-2							
Totals	19-54	3-15	21-33	15-28-43	25	62	5	13	0	1	200
FG	1st Half: 10-24 41.7			2nd Half: 9-30 30.0			Game: 35.2				
3-Pt. FG	1st Half: 2-6 33.3			2nd Half: 1-9 11.1			Game: 20.0				
FT	1st Half: 9-11 81.8			2nd Half: 12-22 54.5			Game: 63.6				

MT (1-1)	FG	3FG	FT	REB	F	TP	A	T	B	S	MIN
05 Kanaskie*	2-8	1-3	8-10	0-4-4	2	13	6	3	0	0	36
11 Johnson*	1-2	1-2	2-2	0-4-4	5	5	2	1	0	0	34
23 Green*	3-5	1-2	0-0	0-3-3	3	7	1	4	0	1	24
31 Yates*	5-8	1-1	0-0	1-2-3	5	11	0	0	1	0	26
45 Hudson*	4-7	0-0	1-4	2-3-5	4	9	1	0	0	0	21
02 Gilchrist	0-2	0-1	2-2	0-0-0	1	2	0	0	0	0	8
21 Hair	1-2	0-0	2-2	1-2-3	5	4	0	0	1	0	10
22 Avery	1-2	0-1	2-8	0-1-1	0	4	1	1	0	0	16
24 Sain	3-7	2-4	1-2	0-3-3	1	9	1	2	0	1	13
54 Hethington	2-4	0-0	0-2	0-1-1	0	4	0	0	0	1	12
TEAM				1-2-3							
Totals	22-47	6-14	18-32	5-25-30	26	68	12	11	2	3	200
FG	1st Half: 11-28 39.3			2nd Half: 11-19 57.9			Game: 46.8				
3-Pt. FG	1st Half: 3-8 37.5			2nd Half: 3-6 50.0			Game: 42.9				
FT	1st Half: 5-10 50.0			2nd Half: 13-22 59.1			Game: 56.3				

Score by Periods	1st	2nd	Total
Lipscomb	31	31	62
Middle Tennessee	30	38	68

Game 4

MIDDLE TENNESSEE

NO. 7 TENNESSEE

Thompson-Boling Arena (18,592)

40

109

Nov. 20, 2007 - Knoxville, Tenn.

MT (1-3)	FG	3FG	FT	REB	F	TP	A	T	B	S	MIN
21 Hair*	0-1	0-0	2-4	0-2-2	1	2	0	3	0	1	11
54 Hethington*	1-3	0-0	0-0	2-1-3	1	2	0	1	0	1	13
02 Gilchrist*	1-4	0-2	0-0	0-0-0	4	2	0	1	0	1	19
05 Kanaskie*	3-10	1-4	2-2	0-6-6	3	9	2	4	0	0	30
11 Johnson*	3-6	1-2	0-1	0-0-0	4	7	2	2	0	1	28
22 Avery	0-3	0-2	2-2	0-0-0	0	2	0	4	0	0	14
23 Green	0-2	0-0	2-4	0-3-3	4	2	1	7	0	0	24
24 Sain	1-6	0-2	0-0	0-0-0	1	2	0	1	0	2	10
31 Yates	1-3	0-0	2-2	1-5-6	4	4	1	4	0	0	31
45 Hudson	3-4	0-0	2-2	2-1-3	5	8	1	2	0	2	20
TEAM				6-18-24							
Totals	13-42	2-12	12-17	6-18-24	27	40	7	29	0	8	200

BOX SCORES

Game 5
TENNESSEE WESLEYAN
MIDDLE TENNESSEE

Murphy Center (2,492)
48
91

Nov. 23, 2007 - Murfreesboro, Tenn.

TW (1-4)	FG	3FG	FT	REB	F	TP	A	T	B	S	MIN
03 Gulmire *	1-7	1-3	0-0	0-3-3	3	3	1	3	0	1	31
11 Gaskin *	7-13	1-4	4-6	1-1-2	3	19	2	2	1	2	32
12 Miller *	0-4	0-2	2-2	1-2-3	0	2	1	3	0	0	22
23 Jackson *	1-5	0-1	1-2	1-2-3	2	3	0	3	0	3	24
32 Towry *	2-3	0-0	2-3	1-4-5	2	6	1	2	0	1	23
02 Adams	0-0	0-0	0-0	0-0-0	2	0	0	1	0	1	8
05 Armstrong	0-0	0-0	0-0	0-1-1	0	0	0	3	0	0	9
15 Overstreet	1-5	1-2	2-2	0-0-0	1	5	0	1	0	0	17
25 Maclin	3-7	0-1	2-4	1-3-4	3	8	2	4	0	1	20
33 Suiter	1-4	0-0	0-0	0-2-2	2	2	1	1	0	1	14
TEAM				1-2-3							
Totals	16-48	3-13	13-19	6-20-26	18	48	8	23	1	10	200
FG	1st Half: 9-29 31.0			2nd Half: 7-19 36.8			Game: 33.3				
3-Pt. FG	1st Half: 3-11 27.3			2nd Half: 0-2 0.0			Game: 23.1				
FT	1st Half: 5-6 83.3			2nd Half: 8-13 61.5			Game: 68.4				

MT (2-3)	FG	3FG	FT	REB	F	TP	A	T	B	S	MIN
05 Kanaskie *	3-7	0-2	0-2	0-6-6	3	6	7	4	0	4	31
11 Johnson *	4-5	2-3	0-0	0-5-5	1	10	5	2	0	2	26
23 Green *	8-12	2-4	2-2	1-4-5	3	20	2	2	0	1	23
31 Yates *	6-10	0-1	2-2	3-2-5	2	14	0	0	0	2	25
45 Hudson *	5-9	0-0	1-2	3-6-9	4	11	2	3	3	1	26
02 Gilchrist	2-7	2-6	2-2	0-0-0	2	8	4	2	0	0	23
21 Hair	3-7	0-3	0-0	0-1-1	1	6	0	0	1	1	15
22 Avery	3-5	0-1	2-3	1-2-3	2	8	0	1	0	1	17
54 Hethington	3-3	0-0	2-3	1-2-3	1	8	0	0	0	1	14
TEAM				1-2-3							
Totals	37-65	6-20	11-16	10-30-40	19	91	20	14	4	13	200
FG	1st Half: 16-32 50.0			2nd Half: 21-33 63.6			Game: 56.9				
3-Pt. FG	1st Half: 4-11 36.4			2nd Half: 2-9 22.2			Game: 30.0				
FT	1st Half: 4-4 100.0			2nd Half: 7-12 58.3			Game: 68.8				

Score by Periods	1st	2nd	Total
Tennessee Wesleyan	26	22	48
Middle Tennessee	40	51	91

Game 6
MIDDLE TENNESSEE
BELMONT

Curb Event Center (1,516)
62
85

Nov. 26, 2007 - Nashville, Tenn.

MT (2-4)	FG	3FG	FT	REB	F	TP	A	T	B	S	MIN
31 Yates *	3-9	0-1	0-0	3-4-7	4	6	1	2	1	1	21
45 Hudson *	6-9	0-0	3-4	1-6-7	3	15	0	2	0	1	25
05 Kanaskie *	5-8	4-7	0-1	0-1-1	2	14	4	1	0	0	32
11 Johnson *	2-5	0-2	0-0	0-1-1	5	4	3	2	0	1	33
23 Green *	4-8	2-4	2-2	2-0-2	0	12	2	3	0	0	35
02 Gilchrist	0-3	0-2	2-2	0-1-1	2	2	0	2	1	0	9
21 Hair	0-3	0-0	1-2	1-0-1	2	1	0	1	0	0	11
22 Avery	1-5	0-3	2-2	1-0-1	2	4	0	1	0	3	19
54 Hethington	2-5	0-0	0-2	0-3-3	1	4	0	1	0	2	15
TEAM											
Totals	23-55	6-19	10-15	8-16-24	21	62	10	15	2	8	200
FG	1st Half: 12-24 50.0			2nd Half: 11-31 35.5			Game: 41.8				
3-Pt. FG	1st Half: 3-8 37.5			2nd Half: 3-11 27.3			Game: 31.6				
FT	1st Half: 2-3 66.7			2nd Half: 8-12 66.7			Game: 66.7				

BU (5-2)	FG	3FG	FT	REB	F	TP	A	T	B	S	MIN
30 DOTSON *	8-10	2-2	0-0	1-5-6	1	18	1	1	0	1	24
33 PEEPLES *	3-3	0-0	2-2	0-3-3	1	8	2	2	0	1	22
20 WICKE *	1-7	1-5	0-0	1-0-1	1	3	5	1	0	2	21
24 HARE *	4-8	2-2	0-0	0-2-2	2	10	3	0	0	2	22
40 HARRIS *	0-4	0-1	4-4	3-2-5	2	4	1	0	0	0	19
02 DANSBY	5-7	1-2	3-3	2-4-6	2	14	0	2	0	1	16
03 BELCHER	2-6	1-3	0-0	3-1-4	1	5	1	0	0	0	13
12 RENFROE	3-3	1-1	5-6	1-5-6	1	12	2	3	0	1	22
13 HOUSE	1-4	0-2	2-2	1-1-2	1	4	0	2	0	0	13
14 HOUSE	1-2	0-1	0-0	0-0-0	1	2	0	1	0	0	4
23 DEJWOREK	0-0	0-0	0-0	0-0-0	2	0	1	1	0	0	8
32 CAMPBELL	1-4	0-1	3-4	1-2-3	3	5	1	2	0	2	16
TEAM				0-2-2							
Totals	29-58	8-20	19-21	13-27-40	18	85	17	15	0	10	200
FG	1st Half: 18-31 58.1			2nd Half: 11-27 40.7			Game: 50.0				
3-Pt. FG	1st Half: 7-11 63.6			2nd Half: 1-9 11.1			Game: 40.0				
FT	1st Half: 8-9 88.9			2nd Half: 11-12 91.7			Game: 90.5				

Score by Periods	1st	2nd	Total
Middle Tennessee	29	33	62
Belmont	51	34	85

Game 7
MIDDLE TENNESSEE
HOUSTON

Hofheinz Pavilion (3,214)
68
83

Dec. 1, 2007 - Houston, Texas

MT (2-5)	FG	3FG	FT	REB	F	TP	A	T	B	S	MIN
31 Yates *	9-12	0-1	3-3	1-3-4	4	21	1	5	0	0	29
45 Hudson *	3-4	0-0	2-5	0-2-2	5	8	0	2	0	1	24
05 Kanaskie *	3-8	2-5	0-0	1-5-6	2	8	4	4	0	0	39
11 Johnson *	2-8	1-3	2-2	1-1-2	2	7	2	3	0	0	27
23 Green *	3-7	1-4	4-6	1-7-8	1	11	4	0	1	1	34
02 Gilchrist	1-5	1-4	0-2	0-1-1	2	3	1	1	0	1	17
21 Hair	0-1	0-0	0-0	0-0-0	5	0	0	0	0	1	6
22 Avery	2-2	2-2	0-0	1-0-1	1	6	1	1	0	0	13
54 Hethington	1-3	0-0	2-2	1-0-1	0	4	1	0	0	0	11
TEAM				2-4-6							
Totals	24-50	7-19	13-20	8-23-31	22	68	14	16	1	4	200
FG	1st Half: 8-21 38.1			2nd Half: 16-29 55.2			Game: 48.0				
3-Pt. FG	1st Half: 2-7 28.6			2nd Half: 5-12 41.7			Game: 36.8				
FT	1st Half: 6-6 100.0			2nd Half: 7-14 50.0			Game: 65.0				

UH (7-1)	FG	3FG	FT	REB	F	TP	A	T	B	S	MIN
01 DOWELL *	2-5	2-4	3-5	1-3-4	4	9	3	2	1	1	29
42 TONEY *	2-3	0-0	0-1	2-1-3	2	4	1	1	1	0	30
00 LEWIS *	2-4	1-1	0-0	1-0-1	2	5	2	1	0	0	22
03 MCKIVER *	9-15	9-14	5-8	0-2-3	3	32	2	3	0	1	31
32 PANE *	1-4	0-1	1-2	0-3-3	3	3	2	1	0	1	18
02 NIXON	3-9	2-6	6-7	0-2-2	2	14	7	3	1	0	31
05 MALONE	1-3	1-3	0-0	0-1-1	0	3	3	0	0	2	18
24 MOUKOURY	1-1	0-0	1-2	0-1-1	0	3	0	1	1	2	8
33 MCGLOSTER	1-1	1-1	0-0	1-0-1	1	3	0	0	0	0	3
50 COUSIN	2-2	0-0	3-4	1-6-7	0	7	0	1	0	2	10
TEAM				0-3-3							
Totals	24-47	16-30	19-29	6-22-28	17	83	20	13	4	9	200
FG	1st Half: 14-23 60.9			2nd Half: 10-24 41.7			Game: 51.1				
3-Pt. FG	1st Half: 10-16 62.5			2nd Half: 6-14 42.9			Game: 53.3				
FT	1st Half: 5-9 55.6			2nd Half: 14-20 70.0			Game: 65.6				

Score by Periods	1st	2nd	Total
Middle Tennessee	24	44	68
Houston	43	40	83

Game 8
BELMONT
MIDDLE TENNESSEE

Murphy Center (2,812)
80
86 (OT)

Dec. 12, 2007 - Murfreesboro, Tennessee

BU (6-4)	FG	3FG	FT	REB	F	TP	A	T	B	S	MIN
02 DANSBY *	7-12	1-3	0-1	1-4-5	2	15	0	2	0	0	30
12 RENFROE *	1-3	1-3	3-4	1-3-4	5	6	5	2	1	3	22
20 WICKE *	4-13	2-9	0-0	0-2-2	5	10	5	2	0	0	37
24 HARE *	4-14	2-8	1-2	0-2-2	0	11	1	1	0	3	38
33 PEEPLES *	2-3	0-0	0-0	1-1-2	3	4	3	1	0	1	21
03 BELCHER	5-7	5-6	0-0	0-2-2	2	15	2	2	1	0	21
13 HOUSE	1-1	1-1	0-0	1-1-2	1	3	0	0	0	0	7
23 DEJWOREK	0-0	0-0	0-0	0-1-1	0	0	0	0	0	0	2
30 DOTSON *	1-5	0-3	0-0	1-0-1	0	2	2	2	0	0	16
32 CAMPBELL	3-3	3-3	1-2	0-2-2	3	10	1	1	1	0	20
40 HARRIS	2-3	0-1	0-0	0-0-0	0	4	2	1	0	1	11
TEAM				2-2-4							
Totals	30-64	15-37	5-9	7-20-27	21	80	21	15	3	8	225
FG	1st Half: 14-30 46.7			2nd Half: 13-26 50.0			Game: 46.9				
3-Pt. FG	1st Half: 6-15 40.0			2nd Half: 9-19 47.4			Game: 40.5				
FT	1st Half: 4-6 66.7			2nd Half: 1-2 50.0			Game: 55.6				

MT (3-5)	FG	3FG	FT	REB	F	TP	A	T	B	S	MIN
11 Johnson *	3-10	1-4	2-2	0-7-7	3	9	6	3	0	1	38
22 Avery *	0-1										

BOX SCORES

Game 9

NO. 2 MEMPHIS
MIDDLE TENNESSEE

Sommet Center (18,071)

65
41

Dec. 15, 2007 - Nashville, Tenn.

MEM (8-0)	FG	3FG	FT	REB	F	TP	A	T	B	S	MIN
00 DOZIER *	5-11	0-1	1-2	1-6-7	2	11	2	0	5	6	25
02 DORSEY *	4-4	0-0	3-5	4-8-12	2	11	1	3	3	0	25
05 ANDERSON *	2-5	1-3	4-6	0-6-6	1	9	6	2	0	0	30
14 DOUGLAS-ROBERTS* 2-5	1-2	0-0	0-0	0-1-1	1	5	0	3	0	0	25
23 ROSE *	2-5	0-1	0-0	1-1-2	2	4	1	3	0	2	23
00 TAGGART	5-7	0-0	1-2	2-1-3	2	11	0	1	0	0	17
01 KEMP	1-3	0-2	1-2	0-0-0	0	3	0	0	0	3	14
15 ALLEN	1-6	1-4	0-0	2-1-3	1	3	2	1	0	0	17
20 MACK	2-5	1-4	3-4	0-2-2	3	8	0	1	0	1	17
32 ROBINSON	0-2	0-2	0-0	1-0-1	3	0	0	0	0	0	7
TEAM				0-1-1							
Totals	24-53	4-19	13-21	11-270-38	17	65	12	14	8	12	200
FG	1st Half: 13-28 46.4			2nd Half: 11-25 44.0			Game: 45.3				
3-Pt. FG	1st Half: 2-10 20.0			2nd Half: 2-9 22.2			Game: 21.1				
FT	1st Half: 7-11 63.6			2nd Half: 6-10 60.0			Game: 61.9				

MT (3-6)	FG	3FG	FT	REB	F	TP	A	T	B	S	MIN
05 Kanaskie *	1-8	0-2	2-2	1-6-7	0	4	2	4	0	4	32
11 Johnson *	1-4	1-4	0-0	0-3-3	2	3	3	5	0	0	36
23 Green *	2-8	1-3	3-4	1-2-3	3	8	1	2	0	0	22
31 Yates *	2-5	1-1	0-0	1-2-3	4	5	1	0	0	0	24
45 Hudson *	4-7	0-0	0-0	0-0-0	4	8	0	0	0	0	19
02 Gilchrist	1-3	1-3	0-0	0-0-0	1	3	0	1	0	0	13
21 Hair	1-7	0-1	6-6	1-2-3	4	8	3	1	0	0	28
22 Avery	1-3	0-1	0-0	0-0-0	0	2	1	2	0	1	16
24 Sain	0-1	0-0	0-0	0-2-2	1	0	0	4	0	1	4
54 Hethington	0-2	0-0	0-0	1-1-2	1	0	0	0	0	0	6
TEAM				4-3-7							
Totals	13-48	4-15	11-12	9-21-30	20	41	11	20	0	6	200
FG	1st Half: 6-24 25.0			2nd Half: 7-24 29.2			Game: 27.1				
3-Pt. FG	1st Half: 0-7 0.0			2nd Half: 4-8 50.0			Game: 26.7				
FT	1st Half: 10-10 100.0			2nd Half: 1-2 50.0			Game: 91.7				

Score by Periods	1st	2nd	Total
Memphis	35	30	65
Middle Tennessee	22	19	41

Game 10

FLORIDA INTERNATIONAL
MIDDLE TENNESSEE

Murphy Center (2,806)

63
72

Dec. 18, 2007 - Murfreesboro, Tenn.

FIU (3-6, 0-2)	FG	3FG	FT	REB	F	TP	A	T	B	S	MIN
00 Fuller *	3-5	1-2	1-2	0-1-1	1	8	0	2	0	1	14
01 White *	1-6	1-4	0-0	1-0-1	0	3	1	1	0	0	19
02 Galindo *	6-12	2-7	0-0	3-4-7	2	14	2	2	0	0	30
03 Russell *	2-3	0-0	0-0	0-1-1	2	4	2	2	0	2	15
31 Ndiaye *	1-2	0-0	0-0	0-2-2	3	2	1	1	2	0	13
05 James	2-2	2-2	2-2	0-0-0	4	8	2	3	0	1	27
11 Nsangou	1-7	0-1	0-0	2-0-2	0	2	4	1	0	1	21
13 Essola	1-2	0-0	0-0	0-0-0	1	2	0	0	0	0	11
30 Gacesa	0-2	0-1	0-0	1-5-6	0	0	1	0	0	0	22
32 Hicks	7-14	0-0	6-8	1-5-6	2	20	0	1	2	0	28
TEAM				0-4-4							
Totals	24-55	6-17	9-12	8-22-30	15	63	13	13	4	5	200
FG	1st Half: 11-30 36.7			2nd Half: 13-25 52.0			Game: 43.6				
3-Pt. FG	1st Half: 2-10 20.0			2nd Half: 4-7 57.1			Game: 35.3				
FT	1st Half: 3-3 100.0			2nd Half: 6-9 66.7			Game: 75.0				

MT (4-6, 1-0)	FG	3FG	FT	REB	F	TP	A	T	B	S	MIN
05 Kanaskie *	3-9	1-6	2-2	0-6-6	4	9	2	4	0	1	37
11 Johnson *	0-2	0-1	0-0	1-3-4	2	0	7	1	0	1	30
23 Green *	4-9	2-3	1-2	3-2-5	1	11	4	2	1	0	33
31 Yates *	9-18	2-2	3-3	0-2-2	3	23	1	0	0	0	37
45 Hudson *	6-7	0-0	4-7	3-5-8	4	16	0	1	0	0	26
02 Gilchrist	0-1	0-1	0-0	0-0-0	0	0	1	0	0	0	2
21 Hair	2-3	1-1	0-0	1-1-2	1	5	0	2	0	1	16
22 Avery	0-1	0-1	0-0	0-0-0	0	0	0	0	0	0	5
24 Sain	3-5	2-2	0-0	0-1-1	0	8	1	1	0	1	14
TEAM				1-4-5							
Totals	27-55	8-17	10-14	9-24-33	15	72	16	11	1	4	200
FG	1st Half: 17-31 54.8			2nd Half: 10-24 41.7			Game: 49.1				
3-Pt. FG	1st Half: 3-9 33.3			2nd Half: 5-8 62.5			Game: 47.1				
FT	1st Half: 3-3 100.0			2nd Half: 7-11 63.6			Game: 71.4				

Score by Periods	1st	2nd	Total
Florida International	27	36	63
Middle Tennessee	40	32	72

Game 11

MIDDLE TENNESSEE
SOUTH ALABAMA

Mitchell Center (2,660)

61
75

Dec. 22, 2007 - Mobile, Ala.

MT (4-7, 1-1)	FG	3FG	FT	REB	F	TP	A	T	B	S	MIN
31 Yates *	5-7	0-1	3-4	0-1-1	3	13	4	1	1	2	26
45 Hudson *	4-5	0-0	0-2	1-2-3	3	8	0	1	3	2	26
05 Kanaskie *	2-6	0-3	2-3	0-1-1	3	6	4	0	0	2	29
11 Johnson *	3-7	1-2	3-4	1-2-3	4	10	2	3	1	1	33
23 Green *	4-10	0-2	1-1	0-1-1	4	9	1	1	0	0	27
02 Gilchrist	0-2	0-1	0-0	1-2-3	2	0	0	1	0	0	12
21 Hair	0-1	0-1	2-2	0-1-1	5	2	2	1	1	0	14
22 Avery	0-1	0-0	0-2	0-0-0	0	0	0	0	0	0	3
24 Sain	5-8	3-6	0-0	1-3-4	0	13	1	3	0	0	20
54 Hethington	0-1	0-0	0-2	1-1-2	2	0	0	0	1	0	10
TEAM				1-1-2							
Totals	23-48	4-16	11-20	6-15-21	26	61	14	11	7	7	200
FG	1st Half: 9-28 32.1			2nd Half: 14-20 70.0			Game: 47.9				
3-Pt. FG	1st Half: 2-11 18.2			2nd Half: 2-5 40.0			Game: 25.0				
FT	1st Half: 0-4 0.0			2nd Half: 11-16 68.8			Game: 55.0				

USA (9-3, 2-0)	FG	3FG	FT	REB	F	TP	A	T	B	S	MIN
01 COLEMAN *	2-4	0-0	0-0	2-9-11	4	4	1	2	1	0	18
21 DAVIS *	5-8	0-0	10-11	5-4-9	2	20	1	2	2	0	32
22 FORD *	0-2	0-1	0-0	0-1-1	0	0	0	0	0	0	7
05 MERRITT *	1-4	1-3	4-4	0-1-1	2	7	7	4	0	2	35
10 BENNETT *	8-13	2-5	6-7	1-1-2	1	24	5	2	0	2	36
02 HAYLES	0-1	0-0	2-2	2-0-2	4	2	0	0	0	0	9
03 TILFORD	3-9	2-3	5-5	1-3-4	2	13	1	1	0	1	30
11 ROSS	0-0	0-0	0-0	0-0-0	0	0	0	0	0	0	3
33 TABET	0-0	0-0	1-4	0-2-2	2	1	0	0	1	0	7
54 DOUGLAS	2-5	0-0	0-1	1-2-3	4	4	0	2	0	0	23
TEAM				2-1-3							
Totals	21-46	5-12	28-34	14-25-39	21	75	15	13	4	5	200
FG	1st Half: 9-18 50.0			2nd Half: 12-28 42.9			Game: 45.7				
3-Pt. FG	1st Half: 3-6 50.0			2nd Half: 2-6 33.3			Game: 41.7				
FT	1st Half: 9-14 64.3			2nd Half: 19-20 95.0			Game: 82.4				

Score by Periods	1st	2nd	Total
Middle Tennessee	20	41	61
South Alabama	30	45	75

Game 12

AUSTIN PEAY
MIDDLE TENNESSEE

Murphy Center (3,162)

78
75

Dec. 29, 2007 - Murfreesboro, Tenn.

APSU (7-6)	FG	3FG	FT	REB	F	TP	A	T	B	S	MIN
02 REED *	4-5	0-0	9-10	2-2-4	3	17	2	3	1	0	35
15 LOCKETT *	0-2	0-0	6-8	2-2-4	3	6	2	1	0	1	19
20 WRIGHT *	4-13	2-6	6-6	0-1-1	2	16	4	1	0	3	40
24 DUNCAN *	2-3	1-1	4-4	1-4-5	4	9	1	0	0	0	20
32 BABINGTON *	3-9	3-9	0-0	1-2-3	1	9	0	2	0	0	27
03 BROWN	0-1	0-1	0-0	1-0-1	0	0	1	1	0	0	4
10 FIELDS	3-4	0-0	4-4	2-5-7	2	10	0	1	0	6	24
11 HARRIFORD	0-2	0-2	0-0	1-0-1	1	0	0	2	0	0	8
22 CHANNELS	4-10	1-5	2-4	0-2-2	4	11	0	0	0	0	23
TEAM				3-3-6							
Totals	20-49	7-24	31-36	13-21-34	20	78	10	11	1	10	200
FG	1st Half: 12-29 41.4			2nd Half: 8-20 40.0			Game: 40.8				
3-Pt. FG	1st Half: 5-16 31.3			2nd Half: 2-8 25.0			Game: 29.2				
FT	1st Half: 6-6 100.0			2nd Half: 25-30 83.3			Game: 86.1				

MT (4-8)	FG	3FG	FT	REB	F	TP	A	T	B	S	MIN
05 Kanaskie *	2-4										

BOX SCORES

Game 13

MIDDLE TENNESSEE
WKU

Diddle Arena (4,186)

51
62

Jan. 2, 2008 - Bowling Green, Ky.

MT (4-9, 1-2)	FG	3FG	FT	REB	F	TP	A	T	B	S	MIN
31 Yates *	5-11	0-1	6-7	2-3-5	3	16	2	3	1	0	38
45 Hudson *	2-9	0-0	0-0	6-7-13	4	4	1	3	0	1	33
05 Kanaskie *	2-9	2-5	2-2	1-3-4	2	8	1	3	0	0	38
11 Johnson *	4-6	2-2	0-0	2-1-3	4	10	1	2	0	2	30
22 Avery *	0-5	0-3	2-2	1-1-2	0	2	1	1	0	0	22
02 Gilchrist	0-0	0-0	0-0	0-0-0	0	0	0	0	0	0	4
21 Hair	0-0	0-0	0-0	0-0-0	0	0	0	0	0	1	3
23 Green	4-10	1-4	2-3	0-3-3	1	11	1	2	0	0	27
24 Sain	0-2	0-1	0-0	0-0-0	0	0	0	0	0	0	2
54 Hethington	0-1	0-0	0-0	0-0-0	1	0	0	0	0	0	3
Totals	17-53	5-16	12-14	12-19-31	15	51	7	14	1	4	200

FG	1st Half: 5-22 22.7	2nd Half: 12-31 38.7	Game: 32.1
3-Pt. FG	1st Half: 2-7 28.6	2nd Half: 3-9 33.3	Game: 31.3
FT	1st Half: 7-9 77.8	2nd Half: 5-5 100.0	Game: 85.7

WKU (10-4, 2-0)	FG	3FG	FT	REB	F	TP	A	T	B	S	MIN
35 Magley *	1-5	0-0	0-0	2-5-7	3	2	0	0	3	1	23
40 Evans *	3-6	0-2	2-2	2-4-6	2	8	0	1	0	1	26
03 Brazelton *	6-9	1-1	0-0	0-1-1	4	13	3	2	0	0	23
05 Rogers *	3-6	1-4	0-0	0-5-5	2	7	1	0	0	1	29
32 Lee *	2-6	1-2	1-1	0-3-3	3	6	2	3	0	0	22
01 Gabou	0-0	0-0	0-0	0-0-0	0	0	0	0	0	0	2
04 Slaughter	2-5	1-2	2-2	0-2-2	1	7	0	4	0	2	19
14 Howard	0-2	0-1	0-0	0-0-0	0	0	0	0	0	0	2
20 Mendez-Valdez	2-6	0-1	1-1	0-1-1	1	5	2	0	0	3	23
21 Siakam	0-2	0-0	2-4	2-1-3	0	2	0	1	0	1	8
23 Walker	2-2	0-0	0-0	0-2-2	1	4	0	0	0	0	12
30 Pettigrew	3-4	0-0	2-2	2-1-3	0	8	0	1	0	1	9
41 Maresca	0-0	0-0	0-0	0-0-0	0	0	1	2	0	0	2
Totals	24-53	4-13	10-12	11-26-37	17	62	9	14	3	10	200

FG	1st Half: 14-28 50.0	2nd Half: 10-25 40.0	Game: 45.3
3-Pt. FG	1st Half: 3-7 42.9	2nd Half: 1-6 16.7	Game: 30.8
FT	1st Half: 4-4 100.0	2nd Half: 6-8 75.0	Game: 83.3

Game 15

FLORIDA ATLANTIC
MIDDLE TENNESSEE

Murphy Center (2,498)

57
61

Jan. 9, 2008 - Murfreesboro, Tenn.

FAU (4-12, 0-5)	FG	3FG	FT	REB	F	TP	A	T	B	S	MIN
04 ALARCON *	1-5	0-4	0-0	0-0-0	3	2	0	3	0	1	29
12 NWOJI *	2-6	0-4	2-2	1-3-4	1	6	4	2	0	0	34
21 PARMER *	6-12	2-6	2-2	2-6-8	3	16	2	1	0	0	37
23 HUGHLEY *	1-4	1-3	0-0	2-1-3	4	3	1	0	0	1	16
32 MONROE *	5-9	0-0	5-7	1-8-9	3	15	0	2	0	1	26
00 SIMMONS	0-0	0-0	0-0	0-0-0	3	0	0	0	0	0	3
11 KONE	1-2	0-0	3-4	0-2-2	1	5	0	1	0	0	8
22 PERKINS	1-3	0-2	1-3	3-3-6	2	3	1	1	0	0	20
25 GRAHAM III	2-4	1-3	1-2	0-0-0	2	6	2	2	0	1	19
40 ROYSTER	0-1	0-0	1-2	0-1-1	0	1	0	0	0	0	6
55 OWENS	0-0	0-0	0-0	0-0-0	0	0	0	0	0	0	2
Totals	19-46	4-22	15-22	10-28-38	22	57	10	13	0	4	200

FG	1st Half: 8-20 40.0	2nd Half: 11-26 42.3	Game: 41.3
3-Pt. FG	1st Half: 2-10 20.0	2nd Half: 2-12 18.2	Game: 18.2
FT	1st Half: 7-12 58.3	2nd Half: 8-10 80.0	Game: 68.2

MT (6-9, 3-2)	FG	3FG	FT	REB	F	TP	A	T	B	S	MIN
05 Kanaskie *	3-12	1-5	3-6	0-3-3	2	10	1	1	0	0	37
11 Johnson *	2-3	1-1	2-3	1-5-6	3	7	3	4	0	1	31
22 Avery *	1-1	1-1	0-0	0-1-1	4	3	1	0	0	1	18
31 Yates *	5-11	1-2	3-3	4-3-7	4	14	1	1	1	0	29
45 Hudson *	3-4	0-0	0-0	1-3-4	5	6	0	1	1	0	22
02 Gilchrist	0-2	0-2	0-0	0-1-1	0	0	0	1	0	0	5
21 Hair	0-2	0-2	0-0	1-0-1	0	0	0	0	0	0	6
23 Green	3-8	0-1	5-6	1-4-5	1	11	3	1	0	1	30
24 Sain	4-10	1-3	1-2	2-2-4	2	10	1	0	0	1	22
Totals	21-53	5-17	14-20	10-22-32	21	61	10	9	2	4	200

FG	1st Half: 12-33 36.4	2nd Half: 9-20 45.0	Game: 39.6
3-Pt. FG	1st Half: 4-14 28.6	2nd Half: 1-3 33.3	Game: 29.4
FT	1st Half: 2-2 100.0	2nd Half: 12-18 66.7	Game: 70.0

Score by Periods	1st	2nd	Total
Florida Atlantic	25	32	57
Middle Tennessee	30	31	61

Game 14

DENVER
MIDDLE TENNESSEE

Murphy Center (3,108)

50
68

Jan. 5, 2008 - Murfreesboro, Tenn.

DU (6-8, 2-1)	FG	3FG	FT	REB	F	TP	A	T	B	S	MIN
03 Kummer *	3-7	2-5	4-4	0-2-2	1	12	1	2	1	1	38
11 Lewis *	0-3	0-2	0-0	0-0-0	2	0	0	1	0	1	21
12 Tanner *	4-7	1-2	6-10	1-1-2	3	15	1	4	0	0	35
15 Jackson *	1-5	1-5	0-0	0-1-1	0	3	1	2	0	1	23
24 Rohnert *	2-6	0-2	6-6	1-4-5	2	10	1	1	0	1	35
10 Lewis	3-5	0-0	1-1	1-1-2	5	7	1	0	1	0	19
32 McNally	1-3	1-3	0-0	0-1-1	3	3	1	3	1	0	27
35 Peter-Denman	0-0	0-0	0-0	0-0-0	0	0	0	0	0	0	2
Totals	14-36	5-19	17-21	3-14-17	16	50	6	14	3	4	200

FG	1st Half: 6-17 35.3	2nd Half: 8-19 42.1	Game: 38.9
3-Pt. FG	1st Half: 5-12 41.7	2nd Half: 0-7 0.0	Game: 26.3
FT	1st Half: 7-9 77.8	2nd Half: 10-12 83.3	Game: 81.0

MT (5-9, 2-2)	FG	3FG	FT	REB	F	TP	A	T	B	S	MIN
05 Kanaskie *	4-6	3-4	2-2	0-3-3	1	13	9	3	0	1	39
11 Johnson *	1-2	0-0	0-0	0-2-2	2	2	2	1	0	0	24
22 Avery *	0-3	0-0	0-0	1-2-3	2	0	0	0	0	0	15
31 Yates *	10-13	1-1	2-2	0-3-3	3	23	2	0	0	0	33
45 Hudson *	4-6	0-0	3-4	3-3-6	4	11	0	1	0	0	24
00 Hopson	0-1	0-0	0-0	0-0-0	0	0	0	0	0	0	1
02 Gilchrist	1-1	1-1	0-0	0-1-1	0	3	0	0	0	0	7
21 Hair	0-0	0-0	0-0	0-0-0	1	0	0	0	0	0	5
23 Green	5-11	0-2	2-3	2-3-5	1	12	1	2	2	1	34
24 Sain	2-3	0-0	0-1	2-3-5	2	4	0	3	0	1	16
54 Hethington	0-0	0-0	0-0	0-0-0	0	0	0	0	0	0	2
Totals	27-46	5-8	9-12	8-20-28	16	68	14	12	2	3	200

FG	1st Half: 11-24 45.8	2nd Half: 16-22 72.7	Game: 58.7
3-Pt. FG	1st Half: 1-3 33.3	2nd Half: 4-5 80.0	Game: 62.5
FT	1st Half: 4-5 80.0	2nd Half: 5-7 71.4	Game: 75.0

Score by Periods	1st	2nd	Total
Denver	24	26	50
Middle Tennessee	27	41	68

Game 16

MIDDLE TENNESSEE
TROY

Trojan Arena (2,045)

65
64

Jan. 16, 2008 - Troy, Ala.

MT (7-9, 4-2)	FG	3FG	FT	REB	F	TP	A	T	B	S	MIN
31 Yates *	11-15	0-0	2-3	4-2-6	4	24	0	2	0	0	32
45 Hudson *	1-2	0-0	3-6	2-1-3	4	5	1	2	0	0	24
05 Kanaskie *	2-5	2-5	3-5	0-4-4	2	9	4	6	0	2	40
11 Johnson *	1-4	1-3	4-6	0-6-6	4	7	4	2	0	1	32
23 Green *	5-8	2-4	2-2	2-7-9	0	14	2	6	0	0	32
02 Gilchrist	1-2	0-1	0-0	0-0-0	1	2	0	1	0	0	7
21 Hair	0-1	0-0	2-2	0-0-0	2	2	1	0	0	0	12
22 Avery	0-2	0-0	0-0	0-1-1	1	0	0	0	0	0	7
24 Sain	1-6	0-3	0-0	0-1-1	0	2	2	1	0	0	14
Totals	22-45	5-16	16-24	10-23-33	18	65	14	20	0	3	200

FG	1st Half: 14-25 56.0	2nd Half: 8-20 40.0	Game: 48.9
3-Pt. FG	1st Half: 4-8 50.0	2nd Half: 1-8 12.5	Game: 31.3
FT	1st Half: 7-12 58.3	2nd Half: 9-12 75.0	Game: 66.7

TROY (8-9, 1-5)	FG	3FG	FT	REB	F	TP	A	T	B	S	MIN
25 Macon *	2-7	0-2	0-1	1-5-6	3	4	0	3	1	0	25
13 Jervis *											

BOX SCORES

Game 17
NEW ORLEANS
MIDDLE TENNESSEE

Murphy Center (4,411)
82
75 (OT)

Jan. 19, 2008 - Murfreesboro, Tenn.

UNO (14-5, 4-3)	FG	3FG	FT	REB	F	TP	A	T	B	S	MIN
00 Dykes*	2-6	0-2	0-0	1-2-3	5	4	1	2	0	0	26
01 McCalebb*	12-24	1-4	3-6	0-2-2	4	28	2	1	0	0	40-
15 Manning*	1-3	0-0	1-2	0-10-10	1	3	1	1	0	0	25
32 Elias*	1-3	0-0	0-2	1-3-4	3	2	0	3	0	0	16
44 Reynolds*	1-4	0-1	8-8	0-3-3	3	10	1	2	0	0	28
10 Parlow	3-11	2-6	0-0	2-3-5	1	8	1	0	0	5	28
13 Tyrna	0-0	0-0	1-2	1-2-3	1	1	0	0	0	0	8
23 Worley, T.J.	2-3	1-1	2-2	1-0-1	1	7	0	0	0	1	11
24 Myers	5-10	0-3	4-4	1-2-3	2	14	4	0	0	0	20
30 Souleymane	1-1	0-0	3-4	2-3-5	3	5	0	3	0	0	23
33 Garrison	0-0	0-0	0-0	0-0-0	0	0	0	0	0	0	0+
TEAM				1-2-3							
Totals	28-65	4-17	22-30	10-32-42	24	82	10	12	0	6	225
FG	1st Half: 8-20 40.0		2nd Half: 15-38 39.5		Game: 43.1						
3-Pt. FG	1st Half: 1-5 20.0		2nd Half: 2-10 20.0		Game: 23.5						
FT	1st Half: 7-8 87.5		2nd Half: 10-15 66.7		Game: 73.3						

MT (7-10, 4-3)	FG	3FG	FT	REB	F	TP	A	T	B	S	MIN
05 Kanaskie*	2-5	2-5	6-8	0-2-2	5	12	3	0	0	0	31
11 Johnson*	1-3	0-0	0-0	0-6-6	5	2	4	0	0	2	29
22 Avery*	2-5	0-0	0-0	2-1-3	2	4	0	1	0	0	21
23 Green*	2-10	0-4	1-2	0-7-7	1	5	3	3	0	1	43
31 Yates*	12-20	2-3	4-7	3-2-5	5	30	3	2	0	0	39
02 Gilchrist	0-1	0-0	0-0	0-0-0	0	0	0	0	0	0	6
21 Hair	2-7	0-1	3-7	2-6-8	4	7	0	3	0	0	24
24 Sain	6-11	1-5	0-0	2-3-5	2	13	2	1	0	0	28
54 Hethington	1-3	0-0	0-0	0-1-1	1	2	0	1	0	0	4
TEAM				1-3-4							
Totals	28-65	5-18	14-24	10-31-41	25	75	15	12	0	3	225
FG	1st Half: 10-26 38.5		2nd Half: 14-29 48.3		Game: 43.1						
3-Pt. FG	1st Half: 3-7 42.9		2nd Half: 1-7 14.3		Game: 27.8						
FT	1st Half: 5-8 62.5		2nd Half: 9-16 56.3		Game: 58.3						

Score by Periods	1st	2nd	OT	Total
New Orleans	24	42	16	82
Middle Tennessee	28	38	9	75

Game 18
MIDDLE TENNESSEE
UL-MONROE

Fant-Ewing Coliseum (2,150)
69
82

Jan. 24, 2008 - Monroe, La.

MT (7-11, 4-4)	FG	3FG	FT	REB	F	TP	A	T	B	S	MIN
24 Sain*	2-7	1-4	2-2	0-4-4	3	7	1	3	1	0	21
31 Yates*	10-19	1-2	3-4	5-5-10	3	24	3	2	1	1	38
05 Kanaskie*	4-11	4-7	1-2	2-4-6	2	13	3	0	0	0	40
11 Johnson*	1-5	1-3	0-0	1-0-1	5	3	3	1	0	0	25
22 Avery*	2-4	1-1	0-0	1-1-2	2	5	2	0	0	0	23
00 Hopson	0-0	0-0	0-0	0-0-0	0	0	0	0	0	0	1
02 Gilchrist	0-1	0-0	2-2	0-0-0	2	2	0	1	0	0	4
21 Hair	2-3	0-0	0-0	0-1-1	1	4	0	3	1	0	21
23 Green	3-10	0-1	5-8	1-5-6	2	11	3	0	0	2	21
54 Hethington	0-2	0-0	0-0	1-1-2	0	0	0	0	0	0	6
TEAM				3-0-3							
Totals	24-62	8-18	13-18	14-21-35	20	69	15	10	3	3	200
FG	1st Half: 11-33 33.3		2nd Half: 13-29 44.8		Game: 38.7						
3-Pt. FG	1st Half: 1-7 14.3		2nd Half: 7-11 63.6		Game: 44.4						
FT	1st Half: 9-9 100.0		2nd Half: 4-9 44.4		Game: 72.2						

ULM (8-12, 2-4)	FG	3FG	FT	REB	F	TP	A	T	B	S	MIN
20 Nweke*	2-4	0-0	3-4	2-4-6	4	7	0	1	0	0	21
00 Hooper*	8-18	5-14	3-4	0-1-1	1	24	5	3	1	3	32
02 Brasher*	4-8	3-4	2-4	8-9-17	3	13	0	1	0	0	32
05 Brown*	5-12	5-8	4-7	0-2-2	1	19	1	2	0	0	33
12 Averette*	0-5	0-1	0-0	0-4-4	2	0	7	1	0	0	29
23 Payne	5-10	2-6	2-3	1-1-2	1	14	0	1	0	0	25
24 Boatner	0-0	0-0	0-0	0-0-0	0	0	0	0	0	0	1
32 Hampton	1-2	0-0	1-2	2-5-7	2	3	1	0	1	0	19
50 Melendez	1-1	0-0	0-0	1-0-1	1	2	0	0	1	0	8
TEAM				2-0-2							
Totals	26-60	15-33	15-24	16-26-42	15	82	14	9	3	3	200
FG	1st Half: 14-28 50.0		2nd Half: 12-32 37.5		Game: 43.3						
3-Pt. FG	1st Half: 11-17 64.7		2nd Half: 4-16 25.0		Game: 45.5						
FT	1st Half: 7-12 58.3		2nd Half: 8-12 66.7		Game: 62.5						

Score by Periods	1st	2nd	Total
Middle Tennessee	32	37	69
UL-Monroe	46	36	82

Game 19
NORTH TEXAS
MIDDLE TENNESSEE

Murphy Center (2,852)
60
69

Jan. 27, 2008 - Murfreesboro, Tenn.

UNT (12-7, 3-5)	FG	3FG	FT	REB	F	TP	A	T	B	S	MIN
01 Bell*	1-7	0-2	0-0	1-1-2	2	2	4	2	0	1	32
10 White*	7-16	1-6	1-1	1-4-5	2	16	1	4	0	1	37
11 Willingham*	6-9	2-5	0-0	1-1-2	0	14	0	2	0	2	29
32 Williams*	4-6	0-0	5-6	3-3-6	1	13	3	4	2	3	37
34 Howerton*	2-3	0-0	0-0	2-3-5	2	4	0	2	1	2	27
02 Wooden	2-2	0-0	0-0	0-1-1	1	4	0	0	0	0	7
03 Dennis	1-6	1-4	0-2	0-2-2	4	3	0	3	0	1	16
05 McCoy	0-1	0-1	0-0	0-0-0	0	0	0	0	0	0	3
14 Thompson	0-0	0-0	0-0	0-0-0	1	0	0	0	0	0	3
21 Stewart	1-1	0-0	2-3	1-1-2	3	4	0	0	0	0	9
24 Hogans	0-1	0-0	0-0	0-0-0	1	0	0	0	0	0	0
TEAM				0-3-3							
Totals	24-52	4-18	8-12	9-18-27	17	60	8	17	3	10	200
FG	1st Half: 12-26 46.2		2nd Half: 12-26 46.2		Game: 46.2						
3-Pt. FG	1st Half: 1-8 12.5		2nd Half: 3-10 30.0		Game: 22.2						
FT	1st Half: 6-9 66.7		2nd Half: 2-3 66.7		Game: 66.7						

MT (8-11, 5-4)	FG	3FG	FT	REB	F	TP	A	T	B	S	MIN
05 Kanaskie*	5-9	4-8	4-4	0-3-3	2	18	1	3	0	2	40
11 Johnson*	1-2	0-1	4-4	1-9-10	0	6	5	2	2	1	37
21 Hair*	4-7	0-1	2-2	0-2-2	1	10	1	2	1	0	26
23 Green*	10-16	0-1	1-1	4-3-7	3	21	5	4	0	5	38
31 Yates*	3-9	1-2	0-0	1-0-1	4	7	0	2	0	2	29
02 Gilchrist	0-1	0-1	0-0	0-0-0	0	0	0	1	0	1	5
22 Avery	0-0	0-0	0-0	1-0-1	3	0	0	0	0	0	10
24 Sain	2-4	1-3	0-0	0-1-1	0	5	0	2	0	1	7
54 Hethington	1-3	0-0	0-0	0-0-0	1	2	1	0	0	1	8
TEAM				0-3-3							
Totals	26-51	6-17	11-11	7-21-28	14	69	13	16	3	13	200
FG	1st Half: 14-27 51.9		2nd Half: 12-24 50.0		Game: 51.0						
3-Pt. FG	1st Half: 0-5 0.0		2nd Half: 6-12 50.0		Game: 35.3						
FT	1st Half: 1-1 100.0		2nd Half: 10-10 100.0		Game: 100.0						

Score by Periods	1st	2nd	Total
North Texas	31	29	60
Middle Tennessee	29	40	69

Game 20
MIDDLE TENNESSEE
LOUISIANA-LAFAYETTE

Cajundome (4,236)
57
51

Jan. 31, 2008 - Lafayette, La.

MT (9-11, 6-4)	FG	3FG	FT	REB	F	TP	A	T	B	S	MIN
21 Hair*	3-4	0-0	1-2	2-1-3	0	7	0	1	0	1	21
31 Yates*	6-14	0-0	5-7	6-5-11	3	17	0	4	0	0	35
11 Johnson*	6-16	1-2	3-5	3-5-8	4	16	3	2	0	0	37
22 Avery*	1-2	0-1	0-0	0-1-1	1	2	1	3	0	1	29
23 Green*	4-10	0-0	3-4	1-5-6	3	11	0	3	0	0	25
2 Gilchrist	0-1	0-0	0-0	0-0-0	2	0	0	2	0	0	7
45 Hudson	1-4	0-0	2-2	3-5-8	3	4					

BOX SCORES

Game 21
MIDDLE TENNESSEE
ARKANSAS STATE

Convocation Center (2,865)
89
86 (OT)

Feb. 04, 2008 - Jonesboro, Ark.

MT (10-11, 7-4)	FG	3FG	FT	REB	F	TP	A	T	B	S	MIN
21 Hair *	1-4	0-1	0-0	1-2-3	4	2	0	0	2	1	16
31 Yates *	12-14	2-3	2-2	1-7-8	4	28	0	2	0	0	45
05 Kanaskie *	2-7	1-3	2-2	0-1-1	1	7	1	3	0	0	32
11 Johnson *	7-12	3-4	5-8	0-5-5	5	22	1	4	0	2	35
23 Green *	5-9	2-3	1-2	1-2-3	2	13	2	1	0	0	43
02 Gilchrist	0-0	0-0	0-0	1-1-2	1	0	0	1	0	0	5
22 Avery	2-3	2-2	0-0	0-0-0	0	6	1	0	0	0	20
45 Hudson	5-7	0-0	1-4	2-6-8	3	11	1	1	0	0	29
TEAM				2-1-3							
Totals	34-56	10-16	11-18	8-25-33	20	89	6	12	2	3	225
FG	1st Half: 17-26 65.4			2nd Half: 13-23 56.5			OT: 4-7 57.1			Game: 60.7	
3-Pt. FG	1st Half: 3-6 50.0			2nd Half: 4-7 57.1			OT: 3-3 100.0			Game: 23.5	
FT	1st Half: 2-2 100.0			2nd Half: 6-12 50.0			OT: 3-4 75.0			Game: 61.1	

ASU (9-13, 4-7)	FG	3FG	FT	REB	F	TP	A	T	B	S	MIN
11 Morgan *	5-11	0-0	1-3	2-5-7	4	11	2	3	0	2	34
15 Gant *	4-10	0-0	0-0	0-4-4	4	8	3	0	3	1	38
24 Chia-Kur *	6-10	2-2	6-6	2-3-5	2	20	1	1	0	0	40
10 Wedel *	4-11	1-5	6-8	1-2-3	2	15	3	1	0	1	40
22 Koggu *	1-4	0-0	0-0	1-1-2	1	2	4	1	0	1	18
01 Farmer	1-3	0-0	1-1	2-0-2	1	3	0	0	1	0	7
02 Banks	6-12	4-9	11-13	1-1-2	1	27	1	1	0	1	36
13 Nutt	0-0	0-0	0-0	0-0-0	0	0	0	0	0	0	2
33 Lance	0-0	0-0	0-0	0-0-0	0	0	0	0	0	0	8
34 Keaton	0-0	0-0	0-0	0-0-0	0	0	0	0	0	0	2
Team				3-1-4							
Totals	27-61	7-16	25-31	12-17-29	15	86	14	7	4	6	225
FG	1st Half: 11-25 44.0			2nd Half: 13-29 44.8			OT: 3-7 42.9			Game: 44.3	
3-Pt. FG	1st Half: 3-4 75.0			2nd Half: 3-8 37.5			OT: 1-4 25.0			Game: 43.8	
FT	1st Half: 11-11 100.0			2nd Half: 10-14 71.4			OT: 4-6 66.7			Game: 80.6	

Score by Periods	1st	2nd	OT	Total
Middle Tennessee	39	36	14	89
Arkansas State	36	39	11	86



2 Broderick Gilchrest

2007-08 Game-by-Game

DATE	GS	MIN	FG-A	3FG-A	FT-A	O-D-T	PF	A	TO	BLK	S	PTS	
SAN JOSE STATE	11/15/07	6	0-0	0-0	1-2	0-1-1	1	1	0	0	0	1	
LIPSCOMB	11/16/07	8	0-2	0-1	2-2	0-0-0	1	0	0	0	0	2	
APPALACHIAN ST.	11/17/07	7	2-5	0-3	0-0	0-0-0	1	2	1	0	1	4	
at Tennessee	11/20/07	* 19	1-4	0-2	0-0	0-0-0	4	0	1	0	1	2	
TENN. WESLEYAN	11/23/07	23	2-7	2-6	2-2	0-0-0	2	4	2	0	0	8	
at Belmont	11/26/07	9	0-3	0-2	2-2	0-1-1	2	0	2	1	0	2	
at Houston	12/01/07	17	1-5	1-4	0-2	0-1-1	2	1	1	0	1	3	
BELMONT	12/12/07	15	0-2	0-2	0-0	0-0-0	1	0	1	0	1	0	
MEMPHIS	12/15/07	13	1-3	1-3	0-0	0-0-0	1	0	1	0	0	3	
FIU	12/18/07	2	0-1	0-1	0-0	0-0-0	0	1	0	0	0	0	
at South Alabama	12/22/07	12	0-2	0-1	0-0	1-2-3	2	0	1	0	0	0	
AUSTIN PEAY	12/29/07	10	2-4	0-1	0-0	0-1-1	1	0	1	0	1	4	
at WKU	01/02/08	4	0-0	0-0	0-0	0-0-0	0	0	0	0	0	0	
DENVER	01/05/08	7	1-1	1-1	0-0	0-1-1	0	0	0	0	0	3	
FLA ATLANTIC	01/09/08	5	0-2	0-2	0-0	0-1-1	0	0	1	0	0	0	
at Troy Trojans	01/16/08	7	1-2	0-1	0-0	0-0-0	1	0	1	0	0	2	
NEW ORLEANS	01/19/08	6	0-1	0-0	0-0	0-0-0	0	0	0	0	0	0	
at ULM	01/24/08	4	0-1	0-0	2-2	0-0-0	2	0	1	0	0	2	
NORTH TEXAS	01/27/08	5	0-1	0-1	0-0	0-0-0	0	0	1	0	1	0	
at UL-Lafayette	01/31/08	7	0-1	0-0	0-0	0-0-0	2	0	2	0	0	0	
at Arkansas State	02/04/08	5	0-0	0-0	0-0	1-1-2	1	0	1	0	0	0	
Totals		1	191	11-47	5-31	9-12	2-9-11	24	9	18	1	6	36

SEASON/CAREER HIGHS

POINTS

2007-08: 8, vs. Tenn. Wesleyan (11/23/07)

Career: Same

REBOUNDS

2007-08: 3, at South Alabama (12/22/07)

Career: Same

FG MADE

2007-08: 2, 3X (last 12/29/07)

Career: Same

FG ATTEMPTS

2007-08: 7, vs. Tenn. Wesleyan (11/23/07)

Career: Same

3-PT. FG MADE

2007-08: 2, vs. Tenn. Wesleyan (11/23/07)

Career: Same

3-PT. FG ATTEMPTS

2007-08: 6, vs. Tenn. Wesleyan (11/23/07)

Career: Same

FT MADE

2007-08: 2, 4X (last 01/24/08)

Career: Same

FT ATTEMPTS

2007-08: 2, 6X (last 01/24/08)

Career: Same

ASSISTS

2007-08: 4, vs. Tenn. Wesleyan (11/23/07)

Career: Same

STEALS

2007-08: 1, 5X (last 12/29/07)

Career: Same

MINUTES PLAYED

2007-08: 23, vs. Tenn. Wesleyan (11/23/07)

Career: Same

MISCELLANEOUS

CAREER

Double Figure Scoring Games 0

Double Figure Rebound Games 0

Double-Doubles 0

Games Led MT in Scoring 0

Games Led MT in Rebounding 0

Games With 20+ Points 0

Made Blue Raider debut in opener vs. San Jose State (11/15/07) ... Has played in all 21 games and scored in 12 ... Made first start at Tennessee (11/20/07) ... Scored career-high eight points vs. Tennessee Wesleyan (11/23/07) ... Had career-best three rebounds at South Alabama (12/22/07)... Tied career high for field goals made with two against Austin Peay (12/29/07).

Year	GP-GS	Min	Avg	FG-A	Pct	3FG-A	Pct	FT-A	Pct	Off-Def-Tot	Avg	PF-FO	A	TO	Blk	Stl	Pts	Avg
2007-08	21-1	191	9.1	11-47	.234	5-31	.161	9-12	.750	2-9-11	0.5	24-0	9	18	1	6	36	1.7



4 Calvin O'Neil

2007-08 Game-by-Game

	DATE	GS	MIN	FG-A	3FG-A	FT-A	O-D-T	PF	A	TO	BLK	S	PTS
vs. SAN JOSE ST.	11/15/07	*	16	2-4	0-0	6-8	4-0-4	2	0	0	0	1	10
Totals		1	16	2-4	0-0	6-8	4-0-4	2	0	0	0	1	10

SEASON/CAREER HIGHS

POINTS

2007-08: 10, vs. San Jose St. (11/15/07)

Career: 21, at Troy (2/28/07)

REBOUNDS

2007-08: 4, vs. San Jose St. (11/15/07)

Career: 8, 2X (last 11/20/06)

FG MADE

2007-08: 2, vs. San Jose St. (11/15/07)

Career: 6, 3X (last 2/28/07)

FG ATTEMPTS

2007-08: 4, vs. San Jose St. (11/15/07)

Career: 11, at Troy (2/28/07)

3-PT. FG MADE

2007-08: 0

Career: 2, 2X (last 1/27/07)

3-PT. FG ATTEMPTS

2007-08: 0

Career: 5, vs. Troy (1/6/07)

FT MADE

2007-08: 6, vs. San Jose St. (11/15/07)

Career: 8, at Troy (2/28/07)

FT ATTEMPTS

2007-08: 8, vs. San Jose St. (11/15/07)

Career: 8, at Troy (2/28/07)

ASSISTS

2007-08: 0

Career: 6, 2X (last 2/22/07)

STEALS

2007-08: 1, vs. San Jose St. (11/15/07)

Career: 3, 2X (last 2/11/06)

MINUTES PLAYED

2007-08: 16, vs. San Jose St. (11/15/07)

Career: 40, at New Orleans (1/13/07)

MISCELLANEOUS

CAREER

Double Figure Scoring Games 10

Double Figure Rebound Games 0

Double-Doubles 0

Games Led MT in Scoring 3

Games Led MT in Rebounding 4

Games With 20+ Points 0

Suffered season-ending knee injury early in second half of opener against San Jose State ... Will redshirt in 2007-08 and have two years of eligibility remaining.

Year	GP-GS	Min	Avg	FG-A	Pct	3FG-A	Pct	FT-A	Pct	Off-Def-Tot	Avg	PF-FO	A	TO	Blk	Stl	Pts	Avg
2005-06	21-1	217	10.3	15-50	.300	3-13	.231	11-18	.611	11-23-34	1.6	17-0	11	14	1	13	44	2.1
2006-07	32-23	913	28.5	77-187	.412	10-41	.244	47-62	.758	19-77-96	3.0	70-3	55	50	5	19	211	6.6
2007-08	1-1	16	16.0	2-4	.500	0-0	.000	6-8	.750	4-0-4	4.0	2-0	0	0	0	0	10	10.0
TOTAL	54-25	1146	21.2	94-241	.390	13-54	.241	64-88	.727	34-100-134	2.5	89-3	66	64	6	32	265	4.9



5 Kevin Kanaskie

2007-08 Game-by-Game

	DATE	GS	MIN	FG-A	3FG-A	FT-A	O-D-T	PF	A	TO	BLK	S	PTS	
SAN JOSE STATE	11/15/07	*	35	2-9	1-4	6-7	0-4-4	3	2	2	0	2	11	
LIPSCOMB	11/16/07	*	36	2-8	1-3	8-10	0-4-4	2	6	3	0	0	13	
APPALACHIAN ST.	11/17/07	*	32	3-10	2-5	6-7	1-1-2	1	5	1	0	1	14	
at Tennessee	11/20/07	*	30	3-10	1-4	2-2	0-6-6	3	2	4	0	0	9	
TENN. WESLEYAN	11/23/07	*	31	3-7	0-2	0-2	0-6-6	3	7	4	0	4	6	
at Belmont	11/26/07	*	32	5-8	4-7	0-1	0-1-1	2	4	1	0	0	14	
at Houston	12/01/07	*	39	3-8	2-5	0-0	1-5-6	2	4	4	0	0	8	
BELMONT	12/12/07		31	2-8	1-4	11-13	2-4-6	0	4	3	0	2	16	
MEMPHIS	12/15/07	*	32	1-8	0-2	2-2	1-6-7	0	2	4	0	4	4	
FIU	12/18/07	*	37	3-9	1-6	2-2	0-6-6	4	2	4	0	1	9	
at South Alabama	12/22/07	*	29	2-6	0-3	2-3	0-1-1	3	4	0	0	2	6	
AUSTIN PEAY	12/29/07	*	35	2-4	1-3	2-3	0-1-1	4	5	4	0	0	7	
at WKU	01/02/08	*	38	2-9	2-5	2-2	1-3-4	2	1	3	0	0	8	
DENVER	01/05/08	*	39	4-6	3-4	2-2	0-3-3	1	9	3	0	1	13	
FLA. ATLANTIC	01/09/08	*	37	3-12	1-5	3-6	0-3-3	2	1	1	0	0	10	
at Troy Trojans	01/16/08	*	40	2-5	2-5	3-5	0-4-4	2	4	6	0	2	9	
NEW ORLEANS	01/19/08	*	31	2-5	2-5	6-8	0-2-2	5	3	0	0	0	12	
at ULM	01/24/08	*	40	4-11	4-7	1-2	2-4-6	2	3	0	0	0	13	
NORTH TEXAS	01/27/08	*	40	5-9	4-8	4-4	0-3-3	2	1	3	0	2	18	
at UL-Lafayette	01/31/08		22	0-5	0-3	0-0	0-2-2	5	1	4	0	1	0	
at Arkansas State	02/04/08	*	32	2-7	1-3	2-2	0-1-1	1	1	3	0	0	7	
Totals			19	718	55-164	33-93	64-83	8-70-78	49	71	57	0	22	207

SEASON/CAREER HIGHS

POINTS

2007-08: 18, vs. North Texas (01/27/08)

Career: 26, at Troy (2/22/07)

REBOUNDS

2007-08: 7, vs. Memphis (12/15/07)

Career: 8, 3X (last 3/05/07)

FG MADE

2007-08: 5, 2X (last 01/27/08)

Career: 10, at Troy (2/22/07)

FG ATTEMPTS

2007-08: 12, vs. Florida Atlantic (01/09/08)

Career: 20, at Troy (2/22/07)

3-PT. FG MADE

2007-08: 4, 3X (last 01/27/08)

Career: 5, 3X (last 2/22/07)

3-PT. FG ATTEMPTS

2007-08: 8, vs. North Texas (01/27/08)

Career: 11, 2X (last 2/22/07)

FT MADE

2007-08: 11, vs. Belmont (12/12/07)

Career: Same

FT ATTEMPTS

2007-08: 13, vs. Belmont (12/12/07)

Career: Same

ASSISTS

2007-08: 9, vs. Denver (01/05/08)

Career: 13, vs. UL-Lafayette (1/27/07)

STEALS

2007-08: 4, 2X (last 12/15/07)

Career: 4, 3X (last 12/15/07)

MINUTES PLAYED

2007-08: 40, 3X (last 01/27/08)

Career: 44, vs. South Alabama (3/4/07)

MISCELLANEOUS

CAREER

Double Figure Scoring Games..... 32

Double Figure Rebound Games..... 0

Double-Doubles..... 2

Games Led MT in Scoring..... 16

Games Led MT in Rebounding..... 8

Games With 20+ Points..... 2

Preseason All-Sun Belt selection ... Father, Kurt, is associate head coach at Penn State ... Is fifth in the Sun Belt in assists (3.4 per game) ... Reached 700-point plateau with season-high 18 vs. North Texas ... Tied season-high with four 3-pointers vs. North Texas and moved into fifth on the all-time list with 116 ... Supplied three assists vs. ULM to move past Chris Rainey for fifth on the all-time list with 327 ... Has scored double figures 10 times this season and 32 times in career ... Has hit at least one 3-pointer in 38 of last 42 games dating to last season ... Had streak of 50 consecutive starts snapped vs. Belmont (12/12) when he wasn't expected to play after sustaining a hip flexor injury earlier in the week during practice. Came off bench and sparked comeback win vs. Belmont with then season-high 16 points and six rebounds in 31 minutes ... Connected on career-best 11-of-13 free throw attempts vs. Belmont (12/12) ... Connected on both ends of a one-and-one with four seconds remaining to lead team to 65-64 road win at Troy (01/16/08) ... Led team in scoring for 16th time at Tennessee ... Playmaker has led team in assists 10 times in 21 games ... Tied career high with four steals vs. Memphis (12/15/07) Pulled season high seven rebounds vs. Memphis ... Career 31.1 minutes per game average is ninth all-time at Middle Tennessee ... Played season high 40 minutes in win at Troy (01/16/08) and tied mark with 40 minutes vs. ULM (01/24/08) and again vs. North Texas (01/27/08) ... Failed to score for first time in 52 games against Louisiana-Lafayette and played season-low 22 minutes after flying in on game day, arriving 40 minutes prior to tipoff and playing despite battling the flu and having 103-degree temperature the day before.

Year	GP-GS	Min	Avg	FG-A	Pct	3FG-A	Pct	FT-A	Pct	Off-Def-Tot	Avg	PF-FO	A	TO	Blk	Stl	Pts	Avg
2005-06	28-11	618	22.1	27-84	.321	17-52	.327	39-45	.867	9-55-64	2.3	37-0	74	36	0	26	110	3.9
2006-07	32-32	1184	37.0	114-308	.370	67-186	.360	95-123	.772	13-107-120	3.8	92-2	185	96	4	31	390	12.2
2007-08	21-19	718	34.2	55-164	.335	33-93	.355	64-83	.771	8-70-78	3.7	49-2	71	57	0	22	207	9.9
TOTAL	81-62	2520	31.1	196-556	.353	117-331	.353	198-251	.789	30-232-262	3.2	178-4	330	189	4	79	707	8.7



11 Nigel Johnson

2007-08 Game-by-Game

	DATE	GS	MIN	FG-A	3FG-A	FT-A	O-D-T	PF	A	TO	BLK	S	PTS	
SAN JOSE STATE	11/15/07	*	35	4-11	2-4	0-0	0-1-1	3	5	1	0	0	10	
LIPSCOMB	11/16/07	*	34	1-2	1-2	2-2	0-4-4	5	2	1	0	0	5	
APPALACHIAN ST.	11/17/07	*	36	3-10	0-3	0-0	1-0-1	3	5	3	0	1	6	
at Tennessee	11/20/07	*	28	3-6	1-2	0-1	0-0-0	4	2	2	0	1	7	
TENN. WESLEYAN	11/23/07	*	26	4-5	2-3	0-0	0-5-5	1	5	2	0	2	10	
at Belmont	11/26/07	*	33	2-5	0-2	0-0	0-1-1	5	3	2	0	1	4	
at Houston	12/01/07	*	27	2-8	1-3	2-2	1-1-2	2	2	3	0	0	7	
BELMONT	12/12/07	*	38	3-10	1-4	2-2	0-7-7	3	6	3	0	1	9	
MEMPHIS	12/15/07	*	36	1-4	1-4	0-0	0-3-3	2	3	5	0	0	3	
FIU	12/18/07	*	30	0-2	0-1	0-0	1-3-4	2	7	1	0	1	0	
at South Alabama	12/22/07	*	33	3-7	1-2	3-4	1-2-3	4	2	3	1	1	10	
AUSTIN PEAY	12/29/07	*	18	3-6	1-3	0-0	0-0-0	2	0	1	0	2	7	
at WKU	01/02/08	*	30	4-6	2-2	0-0	2-1-3	4	1	2	0	2	10	
DENVER	01/05/08	*	24	1-2	0-0	0-0	0-2-2	2	2	1	0	0	2	
FLA. ATLANTIC	01/09/08	*	31	2-3	1-1	2-3	1-5-6	3	3	4	0	1	7	
at Troy Trojans	01/16/08	*	32	1-4	1-3	4-6	0-6-6	4	4	2	0	1	7	
NEW ORLEANS	01/19/08	*	29	1-3	0-0	0-0	0-6-6	5	4	0	0	2	2	
at ULM	01/24/08	*	25	1-5	1-3	0-0	1-0-1	5	3	1	0	0	3	
NORTH TEXAS	01/27/08	*	37	1-2	0-1	4-4	1-9-10	0	5	2	2	1	6	
at UL-Lafayette	01/31/08	*	37	6-16	1-2	3-5	3-5-8	4	3	2	0	0	16	
at Arkansas State	02/04/08	*	35	7-12	3-4	5-8	0-5-5	5	1	4	0	2	22	
Totals			21	654	53-129	20-49	27-37	12-66-78	68	68	45	3	19	153

SEASON/CAREER HIGHS

POINTS

2007-08: 22, at Arkansas State (02/04/08)

Career: Same

REBOUNDS

2007-08: 10, vs. North Texas (01/27/08)

Career: Same

FG MADE

2007-08: 7, at Arkansas State (02/04/08)

Career: Same

FG ATTEMPTS

2007-08: 16, 2X (last 02/04/08)

Career: Same

3-PT. FG MADE

2007-08: 3, at Arkansas State (02/04/08)

Career: 3, 2X (last 02/04/08)

3-PT. FG ATTEMPTS

2007-08: 4, 4X (last 02/04/08)

Career: 7, 3X (last 1/06/07)

FT MADE

2007-08: 5, at Arkansas State (02/04/08)

Career: 9, vs. Western Kentucky (12/28/06)

FT ATTEMPTS

2007-08: 8, at Arkansas State (02/04/08)

Career: 10, vs. Western Kentucky (12/28/06)

ASSISTS

2007-08: 7, vs. Fla. International (12/18/07)

Career: Same

STEALS

2007-08: 2, 5X (last 02/04/08)

Career: 5, vs. Toledo (11/18/06)

MINUTES PLAYED

2007-08: 38, vs. Belmont (12/12/07)

Career: 40, 2X (last 2/28/07)

MISCELLANEOUS

CAREER

Double Figure Scoring Games 14

Double Figure Rebound Games 1

Double-Doubles 0


Games Led MT in Scoring 0

Games Led MT in Rebounding 3

Games With 20+ Points 1

Seventh in the Sun Belt in assists (3.2) ... Has seen action in all 21 games and has scored in 20 ... Only player on roster to start in all 21 games ... Registered career-highs for points in consecutive games after being moved to point position vs. Louisiana-Lafayette and Arkansas State ... Scored career high 22 points in overtime win at Arkansas State (02/04/08) and also established career highs for field goals made (7) and tied personal best for 3-point field goals made (3) ... Scored then career-high 16 in win at Louisiana-Lafayette (01/31/08) while pulling eight rebounds. Called "game's MVP" by coach Kermit Davis after turning in gut-check performance with guards Kevin Kanaskie and Demetrius Green playing sick ... Had career-high 10 rebounds vs. North Texas (01/27/08) and led team in that category for third time this season ... Has pulled five or more rebounds eight times ... Had career high seven assists with just one turnover in win vs. Florida International (12/18/07) ... Had career-high two blocked shots vs. North Texas ... Scored season high 10 points at WKU (1/2/08) and tied career with four field goals made ... Played season-high 38 minutes vs. Belmont (12/12) ... Tied season high with two steals vs. Austin Peay (12/29/07) ... Averaging 31.1 minutes per game and has played 33-plus minutes in 10 contests.

Year	GP-GS	Min	Avg	FG-A	Pct	3FG-A	Pct	FT-A	Pct	Off-Def-Tot	Avg	PF-FO	A	TO	Blk	Stl	Pts	Avg
2006-07	32-19	877	27.4	67-199	.337	29-94	.309	56-67	.836	8-88-96	3.0	88-5	77	75	2	32	219	6.8
2007-08	21-21	654	31.1	53-129	.411	20-49	.408	27-37	.730	12-66-78	3.7	68-5	68	45	3	19	153	7.3
TOTAL	53-40	1531	28.9	120-328	.366	49-143	.343	83-104	.798	20-154-174	3.3	156-10	145	120	5	51	372	7.0



21 Dino Hair

2007-08 Game-by-Game

	DATE	GS	MIN	FG-A	3FG-A	FT-A	O-D-T	PF	A	TO	BLK	S	PTS	
SAN JOSE STATE	11/15/07		6	0-3	0-0	0-0	0-0-0	2	0	1	0	1	0	
LIPSCOMB	11/16/07		10	1-2	0-0	2-2	1-2-3	5	0	0	1	0	4	
APPALACHIAN ST.	11/17/07		20	4-7	0-2	2-2	1-2-3	4	2	3	0	0	10	
at Tennessee	11/20/07	*	11	0-1	0-0	2-4	0-2-2	1	0	3	0	1	2	
TENN. WESLEYAN	11/23/07		15	3-7	0-3	0-0	0-1-1	1	0	0	1	1	6	
at Belmont	11/26/07		11	0-3	0-0	1-2	1-0-1	2	0	1	0	0	1	
at Houston	12/01/07		6	0-1	0-0	0-0	0-0-0	5	0	0	0	1	0	
BELMONT	12/12/07		22	2-4	1-1	3-3	2-1-3	0	2	1	1	0	8	
MEMPHIS	12/15/07		28	1-7	0-1	6-6	1-2-3	4	3	1	0	0	8	
FIU	12/18/07		16	2-3	1-1	0-0	1-1-2	1	0	2	0	1	5	
at South Alabama	12/22/07		14	0-1	0-1	2-2	0-1-1	5	2	1	1	0	2	
AUSTIN PEAY	12/29/07		14	0-1	0-1	0-0	0-3-3	2	0	4	2	0	0	
at WKU	01/02/08		3	0-0	0-0	0-0	0-0-0	0	0	0	0	1	0	
DENVER	01/05/08		5	0-0	0-0	0-0	0-0-0	1	0	0	0	0	0	
FLA. ATLANTIC	01/09/08		6	0-2	0-2	0-0	1-0-1	0	0	0	0	0	0	
at Troy Trojans	01/16/08		12	0-1	0-0	2-2	0-0-0	2	1	0	0	0	2	
NEW ORLEANS	01/19/08		24	2-7	0-1	3-7	2-6-8	4	0	3	0	0	7	
at ULM	01/24/08		21	2-3	0-0	0-0	0-1-1	1	0	3	1	0	4	
NORTH TEXAS	01/27/08	*	26	4-7	0-1	2-2	0-2-2	1	1	2	1	0	10	
at UL-Lafayette	01/31/08	*	21	3-4	0-0	1-2	2-1-3	0	0	1	0	1	7	
at Arkansas State	02/04/08	*	16	1-4	0-1	0-0	1-2-3	4	0	0	2	1	2	
Totals			4	307	25-68	2-15	26-34	13-27-40	45	11	26	10	8	78

SEASON/CAREER HIGHS

POINTS

2007-08: 10, 2X (last 01/27/08)

Career: Same

REBOUNDS

2007-08: 8, vs. New Orleans (01/19/08)

Career: Same

FG MADE

2007-08: 4, 2X (last 01/27/08)

Career: Same

FG ATTEMPTS

2007-08: 7, 5X (last 01/27/08)

Career: Same

3-PT. FG MADE

2007-08: 1, 2X (last 12/18/07)

Career: 2, at Troy (2/22/07)

3-PT. FG ATTEMPTS

2007-08: 3, vs. Tenn. Wesleyan (11/23/07)

Career: 3, vs. Tenn. Wesleyan (11/23/07)

FT MADE

2007-08: 6, vs. Memphis (12/15/07)

Career: Same

FT ATTEMPTS

2007-08: 7, vs. New Orleans (01/19/08)

Career: Same

ASSISTS

2007-08: 3, vs. Memphis (12/15/07)

Career: Same

STEALS

2007-08: 1, 7X (last 02/04/08)

Career: 1, 10X (last 02/04/08)

MINUTES PLAYED

2007-08: 28, vs. Memphis (12/15/07)

Career: Same

MISCELLANEOUS

CAREER

Double Figure Scoring Games. 2

Double Figure Rebound Games. 0

Double-Doubles. 0

Games Led MT in Scoring. 1

Games Led MT in Rebounding. 1

Games With 20+ Points. 0

Played best all-around game of the season in win vs. Belmont (12/12) ... Led team in rebounding for first time in career with eight vs. New Orleans (01/19/08) ... Earned second start of season in win vs. North Texas and responded with career-high tying 10 points, and also tied his career high for field goals made (4) ... Played career high 28 minutes vs. No. 2 Memphis and had career-best three steals and set career highs for free throws made (6) and attempted (6) ... Had streak of 14 consecutive made free throws snapped vs. New Orleans ... Established career high with 10 points vs. Appalachian State ... Career-high two blocked shots vs. Austin Peay (12/29/07) ... Has appeared in all 21 games, starting four.

Year	GP-GS	Min	Avg	FG-A	Pct	3FG-A	Pct	FT-A	Pct	Off-Def-Tot	Avg	PF-FO	A	TO	Blk	Stl	Pts	Avg
2006-07	26-1	140	5.4	18-41	.439	3-7	.429	10-16	.625	8-16-24	0.9	35-0	3	9	4	3	49	1.9
2007-08	21-4	307	14.6	25-68	.368	2-15	.133	26-34	.765	13-27-40	1.9	45-3	11	26	10	8	78	3.7
TOTAL	47-5	447	9.5	43-109	.394	5-22	.227	36-50	.720	21-43-64	1.4	80-3	14	35	14	11	127	2.7



22 Darren Avery

2007-08 Game-by-Game

	DATE	GS	MIN	FG-A	3FG-A	FT-A	O-D-T	PF	A	TO	BLK	S	PTS	
SAN JOSE STATE	11/15/07		10	1-2	0-0	2-2	1-2-3	3	0	2	0	0	4	
LIPSCOMB	11/16/07		16	1-2	0-1	2-8	0-1-1	0	1	1	0	0	4	
APPALACHIAN ST.	11/17/07		17	3-5	0-0	1-1	1-2-3	3	0	3	0	1	7	
at Tennessee	11/20/07		14	0-3	0-2	2-2	0-0-0	0	0	4	0	0	2	
TENN. WESLEYAN	11/23/07		17	3-5	0-1	2-3	1-2-3	2	0	1	0	1	8	
at Belmont	11/26/07		19	1-5	0-3	2-2	1-0-1	2	0	1	0	3	4	
at Houston	12/01/07		13	2-2	2-2	0-0	1-0-1	1	1	1	0	0	6	
BELMONT	12/12/07	*	9	0-1	0-0	0-0	0-0-0	1	1	1	0	0	0	
MEMPHIS	12/15/07		16	1-3	0-1	0-0	0-0-0	0	1	2	0	1	2	
FIU	12/18/07		5	0-1	0-1	0-0	0-0-0	0	0	0	0	0	0	
at South Alabama	12/22/07		3	0-1	0-0	0-2	0-0-0	0	0	0	0	0	0	
AUSTIN PEAY	12/29/07		19	2-3	0-0	1-2	2-4-6	1	0	0	0	0	5	
at WKU	01/02/08	*	22	0-5	0-3	2-2	1-1-2	0	1	1	0	0	2	
DENVER	01/05/08	*	15	0-3	0-0	0-0	1-2-3	2	0	0	0	0	0	
FLA. ATLANTIC	01/09/08	*	18	1-1	1-1	0-0	0-1-1	4	1	0	0	1	3	
at Troy Trojans	01/16/08		7	0-2	0-0	0-0	0-1-1	1	0	0	0	0	0	
NEW ORLEANS	01/19/08	*	21	2-5	0-0	0-0	2-1-3	2	0	1	0	0	4	
at ULM	01/24/08	*	23	2-4	1-1	0-0	1-1-2	2	2	0	0	0	5	
NORTH TEXAS	01/27/08		10	0-0	0-0	0-0	1-0-1	3	0	0	0	0	0	
at UL-Lafayette	01/31/08	*	29	1-2	0-1	0-0	0-1-1	1	1	3	0	1	2	
at Arkansas State	02/04/08		20	2-3	2-2	0-0	0-0-0	0	1	0	0	0	6	
Totals			7	323	22-58	6-19	14-24	13-19-32	28	10	21	0	8	64

SEASON/CAREER HIGHS

POINTS

2007-08: 8, vs. Tenn. Wesleyan (11/23/07)

Career: 15, at ULM (2/8/07)

REBOUNDS

2007-08: 6, vs. Austin Peay (12/29/07)

Career: Same

FG MADE

2007-08: 3, 2X (last 11/23/07)

Career: 4, at ULM (2/8/07)

FG ATTEMPTS

2007-08: 5, 4X (last 1/02/08)

Career: 5, 4X (last 1/02/08)

3-PT. FG MADE

2007-08: 2, 2X (last 02/04/08)

Career: 3, 3X (last 02/04/08)

3-PT. FG ATTEMPTS

2007-08: 3, at Belmont (11/26/07)

Career: 4, 2X (last 2/08/07)

FT MADE

2007-08: 2, 6X (last 1/2/08)

Career: 4, at ULM (2/08/07)

FT ATTEMPTS

2007-08: 8, vs. Lipscomb (11/16/07)

Career: Same

ASSISTS

2007-08: 2, at ULM (01/24/08)

Career: 3, vs. Fla. International (2/15/07)

STEALS

2007-08: 3, at Belmont (11/26/07)

Career: Same

MINUTES PLAYED

2007-08: 23, at ULM (01/24/08)

Career: 28, at ULM (2/8/07)

MISCELLANEOUS CAREER

Double Figure Scoring Games 1

Double Figure Rebound Games 0

Double-Doubles 0

Games Led MT in Scoring 0

Games Led MT in Rebounding 0

Games With 20+ Points 0

Tied career high with two 3-pointers (in two attempts) in win at Arkansas State (02/04/08) ... Collected first start of season against Belmont (12/12) and started three straight in conference play before coming off the bench against Troy ... Has emerged as a strong defensive presence for the Blue Raiders and primarily plays as an undersized forward at the 4 position ... Pulled career-high six rebounds vs. Austin Peay (12/29/07) and also tied season high with 19 minutes played vs. Austin Peay ... Has played in all 21 games and scored in 15 contests, including season-high eight points against Tennessee Wesleyan (11/23/07) ... Was 2-of-2 from 3-point range at Houston after misfiring on first nine attempts beyond the arc this season ... Played season-high 29 minutes at UL-Lafayette.

Year	GP-GS	Min	Avg	FG-A	Pct	3FG-A	Pct	FT-A	Pct	Off-Def-Tot	Avg	PF-FO	A	TO	Blk	Stl	Pts	Avg
2006-07	30-8	360	12.0	25-64	.391	15-31	.484	5-10	.500	3-28-31	1.0	41-0	13	23	1	6	70	2.3
2007-08	21-7	323	15.4	22-58	.379	6-19	.316	14-24	.583	13-19-32	1.5	28-0	10	21	0	8	64	3.0
TOTAL	51-15	683	13.4	47-122	.385	21-50	.420	19-34	.559	16-47-63	1.2	69-0	23	44	1	14	134	2.6



23 Demetrius Green

2007-08 Game-by-Game

	DATE	GS	MIN	FG-A	3FG-A	FT-A	O-D-T	PF	A	TO	BLK	S	PTS	
SAN JOSE STATE	11/15/07		19	6-6	2-2	3-4	2-4-6	3	0	4	0	1	17	
LIPSCOMB	11/16/07	*	24	3-5	1-2	0-0	0-3-3	3	1	4	0	1	7	
APPALACHIAN ST.	11/17/07	*	28	2-6	0-1	2-2	1-4-5	1	0	0	0	0	6	
at Tennessee	11/20/07		24	0-2	0-0	2-4	0-3-3	4	1	7	0	0	2	
TENN. WESLEYAN	11/23/07	*	23	8-12	2-4	2-2	1-4-5	3	2	2	0	1	20	
at Belmont	11/26/07	*	35	4-8	2-4	2-2	2-0-2	0	2	3	0	0	12	
at Houston	12/1/07	*	34	3-7	1-4	4-6	1-7-8	1	4	0	1	1	11	
BELMONT	12/12/07	*	35	2-9	0-3	6-6	2-4-6	0	2	2	0	2	10	
MEMPHIS	12/15/07	*	22	2-8	1-3	3-4	1-2-3	3	1	2	0	0	8	
FIU	12/18/07	*	33	4-9	2-3	1-2	3-2-5	1	4	2	1	0	11	
at South Alabama	12/22/07	*	27	4-10	0-2	1-1	0-1-1	4	1	1	0	0	9	
AUSTIN PEAY	12/29/07	*	33	5-7	4-5	10-13	1-2-3	3	2	0	0	1	24	
at WKU	01/02/08		27	4-10	1-4	2-3	0-3-3	1	1	2	0	0	11	
DENVER	01/05/08		34	5-11	0-2	2-3	2-3-5	1	1	2	2	1	12	
FLA. ATLANTIC	01/09/08		30	3-8	0-1	5-6	1-4-5	1	3	1	0	1	11	
at Troy Trojans	01/16/08	*	32	5-8	2-4	2-2	2-7-9	0	2	6	0	0	14	
NEW ORLEANS	01/19/08	*	43	2-10	0-4	1-2	0-7-7	1	3	3	0	1	5	
at ULM	01/24/08		21	3-10	0-1	5-8	1-5-6	2	3	0	0	2	11	
NORTH TEXAS	01/27/08	*	38	10-16	0-1	1-1	4-3-7	3	5	4	0	5	21	
at UL-Lafayette	01/31/08	*	25	4-10	0-0	3-4	1-5-6	3	0	3	0	0	11	
at Arkansas State	02/04/08	*	43	5-9	2-3	1-2	1-2-3	2	2	1	0	0	13	
Totals			15	630	84-181	20-53	58-77	26-75-101	40	40	49	4	17	246

SEASON/CAREER HIGHS

POINTS

2007-08: 24, vs. Austin Peay (12/29/07)

Career: Same

REBOUNDS

2007-08: 9, at Troy (01/16/08)

Career: Same

FG MADE

2007-08: 10, vs. North Texas (01/27/08)

Career: Same

FG ATTEMPTS

2007-08: 16, vs. North Texas (01/27/08)

Career: Same

3-PT. FG MADE

2007-08: 4, vs. Austin Peay (12/29/07)

Career: Same

3-PT. FG ATTEMPTS

2007-08: 5, vs. Austin Peay (12/29/07)

Career: Same

FT MADE

2007-08: 10, vs. Austin Peay (12/29/07)

Career: Same

FT ATTEMPTS

2007-08: 13, vs. Austin Peay (12/29/07)

Career: Same

ASSISTS

2007-08: 5, vs. North Texas (01/27/08)

Career: Same

STEALS

2007-08: 5, vs. North Texas (01/27/08)

Career: Same

MINUTES PLAYED

2007-08: 43, 2X (last 02/04/08)

Career: Same

MISCELLANEOUS

CAREER

Double Figure Scoring Games	14
Double Figure Rebound Games	0
Double-Doubles	0
Games Led MT in Scoring	5
Games Led MT in Rebounding	3
Games With 20+ Points	3

Sat out 2006-07 season after transferring from Dayton Beach Community College ... Finished runner-up to Tennessee's Chris Lofton for Mr. Basketball in Kentucky ... Has scored double figures in 10 of last 12 ... Shooting 54 percent (19-of-35) from field over last three games, all wins ... Enjoyed best all-around game vs. North Texas with 21 points, and established career highs for field goals made (10), field goals attempted (16), assists (5), and steals (5) in 38 minutes of action ... Ranks 20th in the Sun Belt in scoring and 17th in rebounding ... Played career-high 43 minutes vs. New Orleans (01/19/08) and personal best with 43 minutes at Arkansas State (02/04/08) ... Collected career-high nine rebounds in win at Troy (01/16/08) ... Was 6-for-6 from the field and scored 17 points against San Jose State in Blue Raider debut ... Converted the first eight field goals attempted as a Blue Raider ... Set career high with 24 points vs. Austin Peay (12/29/07) and led team in scoring for fourth time ... Also set career highs for 3-point field goals made (4), attempted (5), as well as free throws made (10) and attempted (13) vs. Austin Peay ... Has scored double figures in 14 games ... Enjoyed strong all-around game at Houston with 11 points and eight rebounds, along with career-best four assists and no turnovers ... Had a strong performance in his first Sun Belt game vs. Florida International with 11 points, four assists and five rebounds, and has scored double figures against eight of 10 Sun Belt teams Blue Raiders have faced ... Six-of-six from the free-throw line and career-high two steals against Belmont (12/12).

Year	GP-GS	Min	Avg	FG-A	Pct	3FG-A	Pct	FT-A	Pct	Off-Def-Tot	Avg	PF-FO	A	TO	Blk	Stl	Pts	Avg
2007-08	21-15	630	30.0	84-181	.464	20-53	.377	58-77	.753	26-75-101	4.8	40-0	40	49	4	17	246	11.7



24 Josh Sain

2007-08 Game-by-Game

	DATE	GS	MIN	FG-A	3FG-A	FT-A	O-D-T	PF	A	TO	BLK	S	PTS
LIPSCOMB	11/16/07		13	3-7	2-4	1-2	0-3-3	1	1	2	0	1	9
APPALACHIAN ST.	11/17/07		9	4-10	3-7	0-1	3-0-3	2	0	0	0	0	11
at Tennessee	11/20/07		10	1-6	0-2	0-0	0-0-0	1	0	1	0	2	2
BELMONT	12/12/07		11	3-5	1-2	0-0	0-3-3	0	3	0	0	0	7
MEMPHIS	12/15/07		4	0-1	0-0	0-0	0-2-2	1	0	4	0	1	0
FIU	12/18/07		14	3-5	2-2	0-0	0-1-1	0	1	1	0	1	8
at South Alabama	12/22/07		20	5-8	3-6	0-0	1-3-4	0	1	3	0	0	13
AUSTIN PEAY	12/29/07		26	4-8	2-5	0-2	1-1-2	2	2	1	0	2	10
at WKU	01/02/08		2	0-2	0-1	0-0	0-0-0	0	0	0	0	0	0
DENVER	01/05/08		16	2-3	0-0	0-1	2-3-5	2	0	3	0	1	4
FLA ATLANTIC	01/09/08		22	4-10	1-3	1-2	2-2-4	2	1	0	0	1	10
at Troy Trojans	01/16/08		14	1-6	0-3	0-0	0-1-1	0	2	1	0	0	2
NEW ORLEANS	01/19/08		28	6-11	1-5	0-0	2-3-5	2	2	1	0	0	13
at ULM	01/24/08	*	21	2-7	1-4	2-2	0-4-4	3	1	3	1	0	7
NORTH TEXAS	01/27/08		7	2-4	1-3	0-0	0-1-1	0	0	2	0	1	5
Totals		1	217	40-93	17-47	4-10	11-27-38	16	14	22	1	10	101

SEASON/CAREER HIGHS

POINTS

2007-08: 13, 2X (last 01/19/08)

Career: Same

REBOUNDS

2007-08: 5, 2X (last 01/19/08)

Career: Same

FG MADE

2007-08: 6, vs. New Orleans (01/19/08)

Career: Same

FG ATTEMPTS

2007-08: 11, vs. New Orleans (01/19/08)

Career: Same

3-PT. FG MADE

2007-08: 3, 2X (last 12/22/07)

Career: Same

3-PT. FG ATTEMPTS

2007-08: 7, vs. Appalachian State (11/17/07)

Career: Same

FT MADE

2007-08: 2, at ULM (01/24/08)

Career: Same

FT ATTEMPTS

2007-08: 2, 3X (last 01/24/08)

Career: Same

ASSISTS

2007-08: 3, vs. Belmont (12/12/07)

Career: Same

STEALS

2007-08: 2, at Tennessee (11/20/07)

Career: Same

MINUTES PLAYED

2007-08: 28, vs. New Orleans (01/19/08)

Career: Same

MISCELLANEOUS

CAREER

Double Figure Scoring Games..... 5

Double Figure Rebound Games..... 0

Double-Doubles..... 0


Games Led MT in Scoring..... 1

Games Led MT in Rebounding..... 1

Games With 20+ Points..... 0

Earned first career start at Louisiana-Monroe ... Scored double figures in consecutive games for first time in career with 10 vs. Austin Peay, after scoring career high 13 at South Alabama in previous game ... Has been Middle Tennessee's top reserve, averaging 6.7 points ... Established career high with five rebounds vs. Denver (01/05/08) and followed with four caroms in win vs. Florida Atlantic ... Made Blue Raider debut with nine points in win vs. Lipscomb in the second game of the season ... Scored career-high 13 points at South Alabama (12/22/07), and established career high with four rebounds at South Alabama (12/22/07) ... Played career high 26 minutes vs. Austin Peay (12/29/07) and is averaging 20.2 minutes per game over the last five contests ... Led team in scoring and rebounding for first time vs. South Alabama (12/22/07) ... Scored nine points in the final 2:05 to lead a comeback bid against Appalachian State ... Enjoyed solid all-around game in win vs. Florida Atlantic (1/9/08) with 10 points, four rebounds and no turnovers in 22 minutes - the second-highest total for minutes played and the 10 points were the third highest he has scored in a game this season ... Established career high for minutes with 28 vs. New Orleans (01/19/08) and tied career highs for points (13) and rebounds (5). Connected on personal-best six field goals made vs. New Orleans.

Year	GP-GS	Min	Avg	FG-A	Pct	3FG-A	Pct	FT-A	Pct	Off-Def-Tot	Avg	PF-FO	A	TO	Blk	Stl	Pts	Avg
2007-08	15-1	217	14.5	40-93	.430	17-47	.362	4-10	.400	11-27-38	2.5	16-0	14	22	1	10	101	6.7



31 Desmond Yates

2007-08 Game-by-Game

	DATE	GS	MIN	FG-A	3FG-A	FT-A	O-D-T	PF	A	TO	BLK	S	PTS	
SAN JOSE STATE	11/15/07	*	38	6-11	1-2	3-6	0-4-4	2	1	2	2	2	16	
LIPSCOMB	11/16/07	*	26	5-8	1-1	0-0	1-2-3	5	0	0	1	0	11	
APPALACHIAN ST.	11/17/07	*	18	3-5	0-0	0-0	0-1-1	5	0	0	0	1	6	
at Tennessee	11/20/07		31	1-3	0-0	2-2	1-5-6	4	1	4	0	0	4	
TENN. WESLEYAN	11/23/07	*	25	6-10	0-1	2-2	3-2-5	2	0	0	0	2	14	
at Belmont	11/26/07	*	21	3-9	0-1	0-0	3-4-7	4	1	2	1	1	6	
at Houston	12/01/07	*	29	9-12	0-1	3-3	1-3-4	4	1	5	0	0	21	
BELMONT	12/12/07	*	31	7-10	2-2	4-4	1-1-2	2	1	2	1	0	20	
MEMPHIS	12/15/07	*	24	2-5	1-1	0-0	1-2-3	4	1	0	0	0	5	
FIU	12/18/07	*	37	9-18	2-2	3-3	0-2-2	3	1	0	0	0	23	
at South Alabama	12/22/07	*	26	5-7	0-1	3-4	0-1-1	3	4	1	1	2	13	
AUSTIN PEAY	12/29/07	*	19	2-9	1-2	2-2	1-1-2	5	0	1	0	0	7	
at WKU	01/02/08	*	38	5-11	0-1	6-7	2-3-5	3	2	3	1	0	16	
DENVER	01/05/08	*	33	10-13	1-1	2-2	0-3-3	3	2	0	0	0	23	
FLA. ATLANTIC	01/09/08	*	29	5-11	1-2	3-3	4-3-7	4	1	1	1	0	14	
at Troy Trojans	01/16/08	*	32	11-15	0-0	2-3	4-2-6	4	0	2	0	0	24	
NEW ORLEANS	01/19/08	*	39	12-20	2-3	4-7	3-2-5	5	3	2	0	0	30	
at ULM	01/24/08	*	38	10-19	1-2	3-4	5-5-10	3	3	2	1	1	24	
NORTH TEXAS	01/27/08	*	29	3-9	1-2	0-0	1-0-1	4	0	2	0	2	7	
at UL-Lafayette	01/31/08	*	35	6-14	0-0	5-7	6-5-11	3	0	4	0	0	17	
at Arkansas State	02/04/08	*	45	12-14	2-3	2-2	1-7-8	4	0	2	0	0	28	
Totals			20	643	132-233	16-28	49-61	38-58-96	76	22	35	9	11	329

SEASON/CAREER HIGHS

POINTS

2007-08: 30, vs. New Orleans (01/19/08)

Career: Same

REBOUNDS

2007-08: 11, at UL-Lafayette (01/31/08)

Career: Same

FG MADE

2007-08: 12, 2X (last 02/04/08)

Career: Same

FG ATTEMPTS

2007-08: 20, vs. New Orleans (01/19/08)

Career: Same

3-PT. FG MADE

2007-08: 2, 4X (last 02/04/08)

Career: 4, vs. Arkansas State (1/17/07)

3-PT. FG ATTEMPTS

2007-08: 3, 2X (last 02/04/08)

Career: 5, 2X (last 1/17/07)

FT MADE

2007-08: 6, at WKU (1/2/08)

Career: 15, at New Orleans (1/13/07)

FT ATTEMPTS

2007-08: 7, 3X (last 01/31/08)

Career: 16, at New Orleans (1/13/07)

ASSISTS

2007-08: 4, at South Alabama (12/22/07)

Career: Same

STEALS

2007-08: 2, 3X (last 12/22/07)

Career: 2, 4X (last 12/22/07)

MINUTES PLAYED

2007-08: 45, at Arkansas State (02/04/08)

Career: Same

MISCELLANEOUS

CAREER

Double Figure Scoring Games..... 34

Double Figure Rebound Games..... 2

Double-Doubles..... 2

Games Led MT in Scoring..... 22

Games Led MT in Rebounding..... 9

Games With 20+ Points..... 12

Reached the 675-point mark for his career with game-high 28 points in win at Arkansas State (02/04/08) ... Career field goal percentage of .550 is tied for ninth all-time, career 3-point percentage of .443 is second all-time ... Registered second career double double (in last four games) with 17 points, 11 rebounds vs. Louisiana-Lafayette ... Ranks sixth in the Sun Belt in scoring (15.7), fourth in field goal percentage (.567), and 11th in free throw percentage (.803) ... Averaging 20.9 points, 6.4 rebounds, shooting 60 percent from the field (69-115) and 62 percent from 3-point range (8-13) during last eight games, in which team is 6-2 ... Leads the team in scoring with 15.7 points per game, which is up 4.8 points per game from freshman season ... In Sun Belt games only averaging 19.9 points (fourth in SBC standings), shooting 58 percent (88-151) from the field and from from 3-point range (10-of-17), and 79 percent (33-42) from the free-throw line ... Poured in 28 points on 12-of-14 shooting vs. Arkansas State ... Collected first career double double with 24 points and personal-best 10 rebounds vs. ULM (01/24/08) ... Has led team in scoring in nine of the previous 11 ... Career-high 30 points vs. New Orleans and also set a career high for field goals made (12), and attempted (20), as well as a personal best for minutes played (39). The 30 points vs. New Orleans marked the most by a Blue Raiders since William Pippen scored 32 vs. Florida International in 2004 ... Tied then career high with 23 points in win vs. Denver (01/05/08), while also establishing what was then career high for field goals made (10) vs. the Pioneers ... Has scored 20 or more points 12 times in career and team is 8-4 in those games ... Played career high 45 minutes at Arkansas State ... Strong inside-out presence from the 4 position and creates mismatches with outside shooting prowess. Shooting 56 percent (14-of-25) from 3-point range ... Was 5-of-5 from the field in the second half vs. Denver (01/05/08) and hit nine of his last 10 shots vs. the Pioneers.

Year	GP-GS	Min	Avg	FG-A	Pct	3FG-A	Pct	FT-A	Pct	Off-Def-Tot	Avg	PF-FO	A	TO	Blk	Stl	Pts	Avg
2006-07	32-18	790	24.7	141-263	.536	19-51	.373	48-67	.716	34-76-110	3.4	88-4	6	52	14	11	349	10.9
2007-08	21-20	643	30.6	132-233	.567	16-28	.571	49-61	.803	38-58-96	4.6	76-4	22	35	9	11	329	15.7
TOTAL	53-38	1433	27.0	273-496	.550	35-79	.443	97-128	.758	72-134-206	3.9	164-8	28	87	23	22	678	12.8



45 Theryn Hudson

2007-08 Game-by-Game

	DATE	GS	MIN	FG-A	3FG-A	FT-A	O-D-T	PF	A	TO	BLK	S	PTS	
SAN JOSE STATE	11/15/07	*	25	2-6	0-0	0-0	1-2-3	3	2	2	0	0	4	
LIPSCOMB	11/16/07	*	21	4-7	0-0	1-4	2-3-5	4	1	0	0	0	9	
APPALACHIAN ST.	11/17/07	*	24	3-6	0-0	3-6	5-3-8	4	0	4	1	1	9	
at Tennessee	11/20/07		20	3-4	0-0	2-2	2-1-3	5	1	2	0	2	8	
TENN. WESLEYAN	11/23/07	*	26	5-9	0-0	1-2	3-6-9	4	2	3	3	1	11	
at Belmont	11/26/07	*	25	6-9	0-0	3-4	1-6-7	3	0	2	0	1	15	
at Houston	12/01/07	*	24	3-4	0-0	2-5	0-2-2	5	0	2	0	1	8	
BELMONT	12/12/07	*	34	8-11	0-0	0-0	3-6-9	2	0	4	2	0	16	
MEMPHIS	12/15/07	*	19	4-7	0-0	0-0	0-0-0	4	0	0	0	0	8	
FIU	12/18/07	*	26	6-7	0-0	4-7	3-5-8	4	0	1	0	0	16	
at South Alabama	12/22/07	*	26	4-5	0-0	0-2	1-2-3	3	0	1	3	2	8	
AUSTIN PEAY	12/29/07	*	26	4-6	0-0	3-5	3-4-7	4	1	2	1	0	11	
at WKU	01/02/08	*	33	2-9	0-0	0-0	6-7-13	4	1	3	0	1	4	
DENVER	01/05/08	*	24	4-6	0-0	3-4	3-3-6	4	0	1	0	0	11	
FLA. ATLANTIC	01/09/08	*	22	3-4	0-0	0-0	1-3-4	5	0	1	1	0	6	
at Troy Trojans	01/16/08	*	24	1-2	0-0	3-6	2-1-3	4	1	2	0	0	5	
at UL-Lafayette	01/31/08		24	1-4	0-0	2-2	3-5-8	3	0	2	0	0	4	
at Arkansas State	02/04/08		29	5-7	0-0	1-4	2-6-8	3	1	1	0	0	11	
Totals			15	452	68-113	0-0	28-53	41-65-106	68	10	33	11	9	164

SEASON/CAREER HIGHS

POINTS

2007-08: 16, 2X (last 12/18/07)

Career: Same

REBOUNDS

2007-08: 13, at WKU (1/2/08)

Career: Same

FG MADE

2007-08: 8, vs. Belmont (12/12/07)

Career: Same

FG ATTEMPTS

2007-08: 11, vs. Belmont (12/12/07)

Career: 11, 2X (last 12/12/07)

3-PT. FG MADE

2007-08: 0

Career: Same

3-PT. FG ATTEMPTS

2007-08: 0

Career: Same

FT MADE

2007-08: 4, vs. Florida International (12/18/07)

Career: Same

FT ATTEMPTS

2007-08: 7, vs. Florida International (12/18/07)

Career: Same

ASSISTS

2007-08: 2, 2X (last 11/23/07)

Career: 2, 5X (last 11/23/07)

STEALS

2007-08: 2, 2X (last 12/22/07)

Career: 3, vs Arkansas State (1/17/07)

MINUTES PLAYED

2007-08: 34, vs. Belmont (12/12/07)

Career: Same

MISCELLANEOUS

CAREER

Double Figure Scoring Games..... 15

Double Figure Rebound Games..... 2

Double-Doubles..... 1

Games Led MT in Scoring..... 4

Games Led MT in Rebounding..... 18

Games With 20+ Points..... 0

Returned from foot injury to play vs. Louisiana-Lafayette after missing New Orleans, UL-Monroe, and North Texas games ... Tied for eighth all-time at Middle Tennessee with 47 blocks ... Career 58.3 field goal percentage is third all-time at Middle Tennessee ... Is second in Sun Belt with 60.2 percent (68-113) field goal percentage this season ... Season scoring average of 9.1 is up 3.2 points over his career scoring average of 5.9 ... Established career high for points with 16 vs. Belmont (12/12) and led team in rebounding for 13th time tying career-high with nine caroms ... Equaled career high with 16 points and led team with eight rebounds vs. Florida International (12/18/07) ... Established career high with 13 rebounds, including seven offensive, at WKU (1/2/08) ... Career-best 5.9 rebounding average is ninth in the Sun Belt and almost three more per game than he averaged last season ... Connected on career-high eight field goals vs. Belmont (12/12) ... Has scored in all 18 games played and has eight or more points in 13 of them ... Averaging career-best 25.1 minutes per game and played career-high 34 minutes vs. Belmont (12/12) ... Tied season high with two steals and three blocked shots at South Alabama (12/22/07) ... Experiencing career-best numbers in every statistical category ... Has turned in seven of 15 career double figure scoring games in the last 14 contests.

Year	GP-GS	Min	Avg	FG-A	Pct	3FG-A	Pct	FT-A	Pct	Off-Def-Tot	Avg	PF-FO	A	TO	Blk	Stl	Pts	Avg
2005-06	27-10	314	11.6	41-77	.532	0-0	.000	15-23	.652	23-35-58	2.1	51-1	11	15	16	3	97	3.6
2006-07	32-17	553	17.3	81-136	.596	0-0	.000	28-50	.560	38-78-116	3.6	86-2	8	35	20	9	190	5.9
2007-08	18-15	452	25.1	68-113	.602	0-0	.000	28-53	.528	41-65-106	5.9	68-3	10	33	11	9	164	9.1
TOTAL	77-42	1319	17.1	190-326	.583	0-0	.000	71-126	.563	102-178-280	3.6	205-6	29	83	47	21	451	5.9



54 Uriah Hethington

2007-08 Game-by-Game

	DATE	GS	MIN	FG-A	3FG-A	FT-A	O-D-T	PF	A	TO	BLK	S	PTS
SAN JOSE STATE	11/15/07		10	2-4	0-0	0-0	0-0-0	2	0	0	0	0	4
LIPSCOMB	11/16/07		12	2-4	0-0	0-2	0-1-1	0	0	0	0	1	4
APPALACHIAN ST.	11/17/07		9	2-3	0-0	2-2	1-0-1	0	0	0	0	1	6
at Tennessee	11/20/07	*	13	1-3	0-0	0-0	2-1-3	1	0	1	0	1	2
TENN. WESLEYAN	11/23/07		14	3-3	0-0	2-3	1-2-3	1	0	0	0	1	8
at Belmont	11/26/07		15	2-5	0-0	0-2	0-3-3	1	0	1	0	2	4
at Houston	12/01/07		11	1-3	0-0	2-2	1-0-1	0	1	0	0	0	4
MEMPHIS	12/15/07		6	0-2	0-0	0-0	1-1-2	1	0	0	0	0	0
at South Alabama	12/22/07		10	0-1	0-0	0-2	1-1-2	2	0	0	1	0	0
at WKU	01/02/08		3	0-1	0-0	0-0	0-0-0	1	0	0	0	0	0
DENVER	01/05/08		2	0-0	0-0	0-0	0-0-0	0	0	0	0	0	0
NEW ORLEANS	01/19/08		4	1-3	0-0	0-0	0-1-1	1	0	1	0	0	2
at ULM	01/24/08		6	0-2	0-0	0-0	1-1-2	0	0	0	0	0	0
NORTH TEXAS	01/27/08		8	1-3	0-0	0-0	0-0-0	1	1	0	0	1	2
Totals		1	123	15-37	0-0	6-13	8-11-19	13	2	3	1	7	36

SEASON/CAREER HIGHS

POINTS

2007-08: 8, vs. Tenn. Wesleyan (11/23/07)

Career: Same

REBOUNDS

2007-08: 3, 3X (last 11/26/07)

Career: Same

FG MADE

2007-08: 3, vs. Tenn. Wesleyan (11/23/07)

Career: Same

FG ATTEMPTS

2007-08: 5, at Belmont (11/26/07)

Career: Same

3-PT. FG MADE

2007-08: 0

Career: Same

3-PT. FG ATTEMPTS

2007-08: 0

Career: Same

FT MADE

2007-08: 2, 3X (last 12/01/07)

Career: Same

FT ATTEMPTS

2007-08: 3, vs. Tenn. Wesleyan (11/23/07)

Career: Same

ASSISTS

2007-08: 1, 2X (last 01/27/08)

Career: Same

STEALS

2007-08: 2, at Belmont (11/26/07)

Career: Same

MINUTES PLAYED

2007-08: 15, at Belmont (11/26/07)

Career: Same

MISCELLANEOUS CAREER

Double Figure Scoring Games 0

Double Figure Rebound Games 0

Double-Doubles 0

Games Led MT in Scoring 0

Games Led MT in Rebounding 0

Games With 20+ Points 0

Slowed at outset of season after missing multiple days of practice with a lower abdominal strain following a strong showing in the team's preseason scrimmages and exhibition games... Earned first career start at Tennessee (11/20/07) ... Connected on career-high three field goals in as many attempts against Tennessee Wesleyan ... Career high eight points against Tennessee Wesleyan.

Year	GP-GS	Min	Avg	FG-A	Pct	3FG-A	Pct	FT-A	Pct	Off-Def-Tot	Avg	PF-FO	A	TO	Blk	Stl	Pts	Avg
2007-08	14-1	123	8.8	15-37	.405	0-0	.000	6-13	.462	8-11-19	1.4	13-0	2	3	1	7	36	2.6