

2008 MIDDLE TENNESSEE FOOTBALL



Athletic Communications

Mark Owens
615.631.9520 (cell) 615.898.5057 (office)
owens@goblueraiders.com

MIDDLE TENNESSEE COACHES

Rick Stockstill Head Coach
G.A. Mangus Offensive Coordinator/Quarterbacks
Manny Diaz Defensive Coordinator/Linebackers
Les Herrin Asst. Head Coach/Defensive Line
David Bibee Safeties
Brent Brock Tight Ends
Antonio Goss Cornerbacks
Willie Simmons Running Backs
Jimmy Ray Stephens Offensive Line
Justin Watts Wide Receivers
*coaches in bold are in pressbox during game

QUICK FACTS

UNIVERSITY INFORMATION

Location Murfreesboro, TN 37132
Founded 1911
Enrollment 23,872
Conference Sun Belt
Nickname Blue Raiders
Colors Royal Blue and White
President Sidney A. McPhee (Prairie View, 1976)
AD Chris Massaro (Northern Colorado, 1983)
Faculty Representative Terry Whiteside
NCAA Division I-A (17 sports; 8M/9W)
Band Band of Blue

FOOTBALL INFORMATION

First Year of Football 1911
Overall Record (Years) 507-370-28 (92)
Bowl Game Record 2-3
Last Postseason Appearance 2006
Stadium Johnny "Red" Floyd (Horace Jones Field)
Year Opened 1933
Capacity 30,788
Playing Surface: Sportex Synthetic Turf, 2006
2007 Record 5-7 (4-3 SBC/T3rd)
Offense Multiple
Defense 4-3 Multiple
Lettermen Returning/Lost 35/20
Lettermen Lost 10 offense, 10 defense, 0 specialists
Lettermen Ret. 11 offense, 21 defense, 3 specialists
Offensive Starters Returning/Lost 6/5
Defensive Starters Returning/Lost 5/6

AROUND THE SUN BELT THIS WEEK

Middle Tennessee at Miss. State
FAU at ULM
Troy at North Texas



BLUE RAIDER GAMEDAY

Middle Tennessee vs Mississippi State

Date: Oct. 25, 2008
Kickoff: 6:00 PM CST
Location: Starkville, MS
Stadium: Davis Wade Stadium at Scott Field (55,092)
Series: MSU leads 2-0
Television: ESPN
Clay Matvick (play-by-play)
David Diaz-Infante (color)
Melissa Knowles (sideline)



Radio: Blue Raider Network
106.7 The Fan, 1450 WGNS AM, 89.5 FM
Charlie McAlexander (Play-by-Play)
Chip Walters (Color)
Kelly Holcomb (Color)

Quick Hitters: QB Joe Craddock needs two more touchdown passes to tie Bob Hallum for ninth on the career list ... WR Patrick Honeycutt has 28 receptions the past four games ... DT Trevor Jenkins has started a team-best 32 games in a row ... Five of Joe Craddock's eight touchdown passes this year have come on third or fourth down ... In 32 games of the Rick Stockstill era, the Blue Raiders are an impressive +24 in turnover margin ... Desmond Gee now stands in second place all-time at Middle Tennessee with 1,145 career kickoff return yards and needs 34 more yards to overtake Brigham Lyons (1,178) as the all-time leader ... Joe Craddock ranks 28th nationally in completions per game and 38th in passing yards ... LB Ivon Hickmon ranks T35 nationally in tackles for loss ... RB Desmond Gee missed last week's game at Louisville due to the death of his grandmother.



MIDDLE TENNESSEE BLUE RAIDERS

2008 Record: 2-5
Ranking (AP/Coaches): NA
Last Game: Oct. 18, 2008
lost to Louisville, 42-23
Coach: Rick Stockstill
Career Record: 14-18 (3)
vs MSU: 0-0

2008 Statistical Leaders

Rushing: Phillip Tanner
100-316-5
Passing: Joe Craddock
141-219-5-1521-8
Receiving: Patrick Honeycutt
31-279-2



MISSISSIPPI STATE BULLDOGS

2008 Record: 2-5
Ranking (AP/Coaches): NA
Last Game: Oct. 18, 2008
lost to Tennessee, 34-3
Coach: Sylvester Croom
Career Record: 19-35 (6)
vs MT: 0-0

2008 Statistical Leaders

Rushing: Anthony Dixon
113-473-3
Passing: Tyson Lee
76-116-3-661-2
Receiving: Brandon McRae
35-330-2

The Series: Mississippi State leads 2-0

Saturday's football game between Middle Tennessee and Mississippi State will be the third meeting on the gridiron between the two schools. The series, which began in 1999, is led by MSU, 2-0. The Bulldogs defeated the Blue Raiders in Starkville, 40-7, in 1999 in what was the first-ever game for MT as a I-A (FBS) member. Middle Tennessee returned to Starkville in 2000 and lost a shootout to the Bulldogs, 61-35. Both teams combined for 1,057 yards of total offense (MSU 530, MT 527) but the Blue Raiders had four turnovers.

Meetings

Year	W/L	Score	Site
1999	L	40-7	A
2000	L	61-35	A

Top MT Performances against Mississippi State

Rushing: Dwone Hicks (13-116-1) (2000)
Passing: Wes Counts (13-28-2-242-2) (2000)
Receiving: Kendall Newson (9-180-0) (2000)

2008 Blue Raider Schedule/Results

Date	Opponent (Rank)	TV	Time (cst)/Result	Series Standing
Aug. 28	Troy	ESPN Regional	L, 17-31	MT, 11-5
Sept. 6	Maryland	CSS	W, 24-14	UM, 2-1
Sept. 13	at Kentucky	ESPN GamePlan	L, 14-20	UK, 2-0
Sept. 20	at Arkansas State	None	L, 14-31	MT, 8-2
Sept. 30	Florida Atlantic	ESPN2	W, 14-13	Tied, 3-3
Oct. 11	at Florida International	None	L, 21-31	Tied, 2-2
Oct. 18	at Louisville	WHAS TV, ESPN GamePlan	L, 23-42	UL, 2-0
Oct. 25	at Mississippi State	ESPN	6:00 PM	MSU, 2-0
Nov. 8	Louisiana-Monroe (HC)	None	2:30 PM	MT, 6-2
Nov. 15	at WKU	CSS	Noon	MT, 29-28-1
Nov. 22	North Texas	None	2:30 PM	UNT, 5-2
Dec. 3	at Louisiana-Lafayette	ESPN Regional	6 PM	ULL, 5-4
Dec. 21	New Orleans Bowl	ESPN	7 PM	

FOOTBALL INFORMATION

Mark Owens

(W) 615/898-5057 (H) 615/631-9520
 FAX 615/898-5626 (C) 615/631-9520
 Floyd Press Box: 615/898-2312
 E-Mail: owens@goblueraiders.com

MEDIA SCHEDULE

AVAILABILITY OVERVIEW

Head Coach Rick Stockstill

- Monday, 11:02-11:07 AM
- Tuesday, 12:30 PM - 1:15 PM
- Following each day's practice
- Postgame on Saturdays

Blue Raider Assistant Coaches

- Following each day's practice
- Postgame

Blue Raider Players

- Monday, Tuesday, Wednesday following each practice
- No contact on Thursday & Friday of Saturday games and no contact on Tuesday after press conference and Wednesday on Thursday games
- Postgame

FOLLOWING EACH GAME

● Upon the conclusion of each Blue Raider football game, cumulative season stats, that particular game's boxscore, notes and quotes will be available on GoBlueRaiders.com.

MONDAYS

- Updated MT game notes and stats are available by 10 AM. To be included on the e-mail list (PDF version), please e-mail Mark Owens at the above address.
- Coach Rick Stockstill will be available on the weekly Sun Belt Conference call from 11:02 AM to 11:07 AM. Call 212-812-4494 (pass code 1359 9868) to participate.

TUESDAYS

- A weekly press conference is scheduled for 12:30 PM at the Kennon Sports Hall of Fame building on campus. Two to three players and Coach Stockstill will be made available with Stockstill opening with general comments.

SBC SATELLITE FEED

- Highlights, Interviews each week
- Wednesday's 2:15 - 2:45 PM CST
 - Satellite: Galaxy 28 (C-Band analog)
 - Transponder: C-19
 - Downlink: 4080 mhz vertical
 - Audio: 6.2 - 6.8
- Trouble #: 225-336-2268/2269

Game 8 vs Mississippi State

Monday (10/20)	Tuesday (10/21)	Wednesday (10/22)	Thursday (10/23)	Friday (10/24)	Saturday (10/25)	Sunday (10/26)
SBC Teleconference 11:02 AM - Rick Stockstill	Practice : 4:15 PM Interviews following practice	Practice : 4:15 PM Interviews following practice	Practice : 4:15 PM No Interviews	No Practice Travel Day	Gameday 6:00 PM vs Mississippi State	No Practice Stockstill films TV Show
Practice : 4:15 PM Interviews following practice		Rick Stockstill Radio Show (7 PM)			Postgame Requested players available following the game	

FACING THE BEST

■ Saturday's game against Mississippi State will be the 33rd game by the Blue Raiders against a team from either the ACC, Big East, SEC, Big 10, Big 12 or PAC-10 since joining the FBS (I-A) in 1999. Following an upset win over Maryland earlier this season, the Blue Raiders are now 4-28 in those games. The Blue Raiders face four teams from those leagues in 2008 and have tallied at least three games against those conferences each year since 1999 except for 2004 when they had just one contest.

BLUE RAIDERS VS SEC

■ When Middle Tennessee kicks off against Mississippi State it will mark the 19th game against the SEC since the Blue Raiders moved to FBS (I-A) status in 1999. The Blue Raiders have a mark of 3-15 in those contests with all three victories coming on the road against Vanderbilt (2001, 2002, 2005). Since 1999, the Blue Raiders have faced every team in the SEC at least once except for Auburn. Overall, the Blue Raiders have a mark of 3-27 against the SEC, and lost by one yard to Kentucky earlier this year.

BULLDOGS PART OF BLUE RAIDER HISTORY


■ Mississippi State has a spot in Middle Tennessee's football history. The Bulldogs were the first opponent for the Blue Raiders as a I-A (FBS) opponent in 1999. Middle Tennessee traveled to Starkville for the 1999 season opener on Sept. 4 and fell to the Bulldogs, 40-7. Ironically, this is the 10th anniversary of that inaugural season and the Blue Raiders and Bulldogs are facing off once again.

BLUE RAIDERS SHOW IMPROVEMENT IN RUNNING GAME

■ After producing just one game with more than 100 rushing yards in the first five contests the Blue Raiders have rushed for more than 100 yards in each of their last two. Middle Tennessee had a season-high 171 yards on the ground at FIU and added 105 the following week vs. Louisville's highly-regarded rush defense. The Blue Raiders have more rushing yards the last two weeks (276) than they did the previous four games combined (248). While the ground game is showing improvement it is a collective effort as no player has produced a 100-yard game this season and the Blue Raiders have


Middle Tennessee vs Mississippi State ▶ 2008 Team Comparison

MIDDLE TENNESSEE					MISSISSIPPI STATE						
TEAM STATISTICS	MT	OPP			MSU	OPP					
Points/Game	18.1	26.0			14.4	22.1					
First Downs/Game	16.7	18.2			16.1	15.1					
Rushing/Game	86.9	153.4			114.0	153.7					
Passing/Game	235.4	209.7			170.7	137.9					
Total Offense/Game	322.3	363.1			284.7	291.6					
Fumbles-Lost	5-4	12-8			12-6	15-6					
Penalty Yards/Game	55.1	45.7			48.9	58.3					
Time of Possession	29:51	30:09			31:18	28:42					
INDIVIDUAL LEADERS					INDIVIDUAL LEADERS						
RUSHING	Att.	Net	Avg	TD	YPG	RUSHING	Att.	Net	Avg	TD	YPG
P. Tanner	100	316	3.2	5	45.1	A. Dixon	113	473	4.2	3	67.6
D. Gee	42	112	2.7	0	18.7	C. Ducre	51	212	4.2	2	30.3
PASSING	A-C-I	Pct	TD	YPG	PASSING	A-C-I	Pct	TD	YPG		
J. Craddock	219-141-5	.644	8	217.3	T. Lee	116-71-3	.612	2	110.2		
RECEIVING	Rec	Yds	Avg	TD	YPG	RECEIVING	Rec	Yds	Avg	TD	YPG
P. Honeycutt	31	279	9.0	2	39.9	B. McRae	35	330	9.4	2	47.1
E. King	25	230	9.2	0	32.9	A. Bell	21	184	8.8	0	26.3
DEFENSE	U-A-TT	TFL	Int	Sacks	DEFENSE	U-A-TT	TFL	Int	Sacks		
D. Carmichael	35-20-55	5.0-16	1-25	1-4	D. Douglas	24-26-50	4.0-6	0-0	0-0		
I. Hickmon	33-17-40	8.5-26	2-26	1-6	K.J. Wright	18-15-33	6.0-37	0-0	2.0-25		



NCAA TEAM RANKINGS

CATEGORY	MT	MSU
Rushing Offense	116	98
Passing Offense	42	97
Total Offense	91	111
Scoring Offense	105	117
Passing Efficiency	58	112
Rushing Defense	174	76
Pass Efficiency Defense	52	9
Total Defense	68	22
Scoring Defense	70	50
Pass Defense	67	3
Net Punting	106	93
Punt Returns	114	105
Kickoff Returns	109	62
Turnover Margin	22	92
3rd Down Conversion (off.)	90	85



not had a 100-yard rusher among their tailbacks since Phillip Tanner ran for 144 yards against Louisville, Sept. 6, 2007 – a span of 17 games.

CAREER YEAR FOR HICKMON

■ Senior linebacker Ivon Hickmon was voted the team's most improved linebacker in the spring (2008) and he is making the coaches look good for the praise they heaped upon him. Hickmon not only is enjoying his best season as a Blue Raider but he also is assembling quite a resume – one that should warrant strong consideration for All-Sun Belt Conference honors. Hickmon has twice as many tackles this season (50) than he had all of last season (21) and his 8.5 tackles for loss lead the team in that category and ranks 35th nationally. His two career interceptions both occurred this season and are tied for the team lead. He also has a forced fumble. His 50 tackles are second on the team and 33 of those have been unassisted.

10th Year Anniversary

The 2008 season marks the 10th year Middle Tennessee has played at the highest level of collegiate football. The Blue Raiders made the move to the Football Bowl Subdivision (formerly I-A) in 1999.

GETTING HIS KICKS

■ Alan Gendreau's college career got off to somewhat of a shaky start but the freshman place-kicker from Maitland, Fla., has recently demonstrated why he came into the program with strong credentials. Gendreau nailed the first field goal of his career – a 22-yarder vs. Troy in the opener – but he misfired on three of his next four attempts before getting back on track the last two weeks. In fact, he not only has connected on three straight field goals but he has established a new career-long with each effort. The stretch began with a 36-yarder vs. FIU and he would later add a 37-yarder in the game. He also converted his only attempt vs. Louisville when he booted a career-long 42-yard effort to give the Blue Raiders a 17-14 halftime lead. He is 4-of-6 on attempts 30 yards or longer with his only misses coming from 48 and 44 yards. Gendreau also has converted all 14 of his extra point tries.

GEE MOVES TO NO. 2, EYES ALL-TIME RECORD

■ With 120 kickoff return yards at FIU, junior Desmond Gee moved from fifth to second on the Blue Raiders all-time kickoff return yards list. Gee surpassed Orlando Crenshaw, Robert Alford, and Walter Dunson to take over second place with 1,145 career kickoff return yards. Gee now needs just 34 more yards to become the school's all-time leader over Brigham Lyons (1,178 yards) who has owned the record since 1995. Gee, however, did become the all-time leader in number of returns against FIU when he had five to run his career total to 56. The Greenville, Fla., native broke the mark of 53 shared by Crenshaw and Lyons.

BLUE RAIDERS USE "HOPE" FOR MURFREESBORO MIRACLE

■ Middle Tennessee came up a yard short on the final play at Kentucky but things equaled out against FAU. Trailing 13-7, the Blue Raiders started their final drive at their own 35-yard line with 1:15 left to play and no timeouts. QB Joe Craddock and freshman receiver Malcolm Beyah teamed to provide the "Murfreesboro Miracle" on a play called "Hope". Craddock took the Blue Raiders 65 yards in six plays by completing 4 of 6 passes and throwing the game-tying pass to Beyah in the right corner of the endzone with no time left. Freshman Alan Gendreau added the deciding extra point.

TOUGH SLATE ... AGAIN

Middle Tennessee historically plays one of the toughest non-conference schedules in the country and 2008 is no exception. In fact, since joining the FBS the Blue Raiders have played 29 games against teams from either the ACC, SEC, Big East, Pac-10, Big 12 or Big Ten and will add four more in 2008. The Blue Raiders are one of just three non-BCS league members this year who are playing four BCS opponents (East Carolina and Hawai'i). Here is a breakdown of the three schools:

4- MIDDLE TENNESSEE (Sun Belt) – Maryland, Kentucky, Louisville, Mississippi State

4 - EAST CAROLINA (C-USA) – Virginia Tech, West Virginia, N.C. State, Virginia

4- HAWAII (WAC) – Florida, Oregon State, Washington State, Cincinnati

In addition, there are two programs which compete as an independent (excluding Notre Dame) in football which also play four or more BCS-league opponents:

4/5 – NAVY – Duke, Rutgers, Wake Forest, Pittsburgh, (Notre Dame)

4 – WKU – Indiana, Alabama, Kentucky, Virginia Tech

2008 SUN BELT LEAGUE STANDINGS

Team	SBC	Overall
Troy	3-0	4-2
Louisiana-Lafayette	3-0	4-3
Arkansas State	2-1	4-3
Florida International	2-1	3-4
Louisiana-Monroe	1-2	2-5
Middle Tennessee	1-3	2-5
Florida Atlantic	0-2	2-5
North Texas	0-3	0-7

This Week

Middle Tennessee at Mississippi State

FAU at ULM

Troy at North Texas

2008 PRESEASON SUN BELT POLL

First place votes in parenthesis

1. Florida Atlantic (6) 62
2. Troy (1) 51
3. Louisiana-Monroe (1) 46
4. Arkansas State 39
- 5. Middle Tennessee 32**
6. Louisiana-Lafayette 26
7. North Texas 19
8. Florida International 13

2008 PRESEASON ALL-SBC TEAM

Offense

QB: Rusty Smith (FAU, Jr.)
 RB: Reggie Arnold (ASU, Jr.)
 RB: Tyrell Fenroy (ULL, Sr.)
 WR: Cortez Gent (FAU, Jr.)
 WR: Casey Fitzgerald (NT, Sr.)
 TE: David Johnson (ASU, Sr.)
 TE: Zeek Zacharie (ULM, Sr.)
 OL: Matt Mandich (ASU, Sr.)
 OL: Nick Paris (FAU, Sr.)
 OL: Chris Fisher (ULL, Jr.)
 OL: Kelvin Drake (NT, Jr.)
 OL: Dion Small (Troy, Sr.)

Defense

DL: Alex Carrington (ASU, Jr.)
 DL: Robert St. Clair (FAU, Sr.)
 DL: Jervonte Jackson (FAU, Sr.)
 DL: Kenny Mainor (Troy, Sr.)
 LB: Ben Owens (ASU, Sr.)
 LB: Frantz Joseph (FAU, Sr.)
 LB: Boris Lee (Troy, Jr.)
 DB: Tavious Polo (FAU, So.)
 DB: Corey Small (FAU, Sr.)
 DB: Greg James (ULM, Jr.)
DB: Alex Suber (MT, Sr.)
 DB: Sherrrod Martin (Troy, Sr.)
 DB: Tavares Williams (Troy, Sr.)

Special Teams

P: Scott Love (ULM, Jr.)
 PK: Drew Edmiston (ULL, Sr.)
RS: Desmond Gee (MT, Jr.)

MT BY THE NUMBERS

Category	2008	Under Stock
Record	2-5	14-18
Sun Belt	1-3	11-7
Non-Conference	1-2	3-11
vs ACC	1-0	1-2
vs Big Ten	0-0	0-0
vs Big East	0-1	0-3
vs Big 12	0-0	0-1
vs MAC	0-0	0-1
vs Pac 10	0-0	0-0
vs SEC	0-1	0-3
vs CUSA	0-0	1-0
vs NCAA I-AA	0-0	1-0
vs Independents	0-0	0-1
Home	2-1	7-5
Away	0-4	7-11
Neutral	0-0	0-2
Day Games	0-1	4-5
Night Games	2-4	10-13
vs Top 25 Teams	0-0	0-4
TV Games	2-2	6-13
CSS TV	1-0	2-2
MT TV	0-0	0-0
Fox Sports Net Florida	0-0	0-0
Fox Sports Northwest	0-0	0-0
Jefferson-Pilot	0-0	0-0
ESPN Regional	0-1	2-2
ESPNU	0-0	1-0
ESPN	0-0	0-1
ESPN2	1-0	1-3
Pay-Per-View	0-2	0-5
CW 58/Fox Local	0-0	0-0
Tape Delay	0-0	0-1
When Scoring First	1-3	10-8
When Opp. Scores First	1-2	4-10
When Leading at Half	1-1	10-3
When Trailing at Half	1-4	3-13
When Tied at Half	0-0	1-2
When Leading after 3rd Q	1-1	11-4
When Trailing after 3rd Q	1-4	2-13
When Tied after 3rd Q	0-0	1-1
In Overtime Games	0-0	0-0
Scoring less than 20	1-3	2-12
Scoring 20+	1-2	12-6
Scoring 30+	0-0	9-1
Rushing for <100 yds	1-3	3-11
Rushing for 100+ yds	1-2	11-6
Rushing for 200+ yds	0-0	6-1
Passing for 200+ yds	2-4	8-7
Passing for 250+ yds	2-2	4-4
Passing for 300+ yds	0-1	1-1
Totaling <300 yds off.	0-2	1-11
Gaining over 300 yds off.	2-3	13-7
Allowing <100 yds rushing	0-0	7-1
Allowing 100+ yds rushing	2-5	7-17
Allowing 200+ yds passing	2-3	5-11
Allowing 250+ yds passing	0-2	3-8
Allowing 300+ yds passing	0-0	0-4
Allowing <300 yds offense	0-0	7-1
Allowing 300+ yds offense	2-5	7-17
Having a 100-yd rusher	0-0	3-1
Opp. has 100-yd rusher	2-2	4-6
Having no turnovers	0-1	4-5
Having 3 or more turnovers	0-1	2-5
Having no takeaways	0-1	1-2
Having 3 or more takeaways	1-2	9-2



RICK STOCKSTILL

3rd Year at Middle Tennessee

MIDDLE TENNESSEE

Season as Head Coach: 3rd
Record at MT: 14-18
Overall Record: Same
Date Hired: December 12, 2005

1993: Clemson (QBs/Passing Game Coordinator)
1994-95: Clemson (Co-Offensive Coord./WR)
1996-98: Clemson (Wide Receivers)
1999-2002: Clemson (WR/Recruiting Coord.)
2003: East Carolina (Offensive Coordinator)
2004: South Carolina (WR/Recruiting Coord.)
2005: South Carolina (TE/Recruiting Coord.)
2006-Present: Middle Tennessee (Head Coach)

PERSONAL

Birthdate: December 23, 1957
Hometown: Fernandina Beach, FL
Spouse: the former Sara Fleischman
Children: Brent and Emily
Parents: Joel Stockstill and Kris Stockstill

EDUCATION

High School: Fernandina Beach, 1977
College: Florida State, B.S. Physical Ed., 1982

PLAYING EXPERIENCE

Quarterback at Florida State, 1977-82
(honorable mention All-American; played in three bowl games and the East-West Shrine Bowl and the Japan Bowl)

COACHING EXPERIENCE

1983-84: Bethune-Cookman (Off. Coord./QB)
1985-88: UCF (Asst. Head Coach/WR)
1989-92: Clemson (Quarterbacks)

HONORS

2004: Named a Top 25 recruiter by Rivals.com
2006: Named Sun Belt Conference Coach of Year
2006: Named TSWA Coach of Year
2006: ESPN.com's Sun Belt Coach of Year

NOTEWORTHY

Has coached or played under the likes of Bobby Bowden, Tommy Bowden, Danny Ford, Ken Hatfield, Lou Holtz, Steve Spurrier, Tommy West ... Became only the eighth head coach in school history to win his opening game when MT defeated FIU in 2006, 7-6. It marked the first time since 1970 that a Blue Raider first-year coach was successful in his opening game ... The 7 wins in his first year were the most by a first-year MT coach since 1947.

■ ACCOMPLISHMENTS UNDER STOCKSTILL

- 2006 Sun Belt Conference Coach of the Year (first conference COY at MTSU since 1989)
- 2006 Sun Belt Conference Coach of the Year by ESPN.com
- 2006 TSWA Coach of the Year
- 2006 Rutherford County Reader Gridiron Glacier Award
- 2006 and 2007 Ebony Achievement Award from Middle Tennessee
- 2006 Sun Belt Conference Championship
- Led school to first-ever bowl game in the I-A era (2006)
- Improved team's APR dramatically from 892 to 958
- Team won 2006-07 and 2007-08 Sun Belt Conference Academic Award
- A school-record 6 SBC wins in 2006
- 11 First Team All-Conference selections in two years
- One of just 10 teams in the country to win four road conference games in 2006
- New single-season attendance record in 2006
- New single-game home attendance record (2006)
- A record-tying 11 SBC Player of the Week winners in 2006 and 22 during his tenure
- A Walter Camp and Bronco Nagurski National Player of the Week winner (2006)
- A school-record 3 national television broadcasts in 2006 and two more in 2007
- New single-season records in quarterback sacks and tackles for loss in 2006
- Seven wins in 2006 were most by a first-year coach at MTSU since 1947
- Had the 2006 ESPN.com SBC Defensive Player of the Year
- Program's 65 quarterback sacks in last two years leads the Sun Belt Conference
- Blue Raiders named National Team of the Week by CollegeSportsReport.com on 10/14/07

Beyah had two catches on the drive and totaled 59 of the 65 yards. It marked the first time in school history the Blue Raiders had won a game on the final play of regulation.

CAN'T GET OFF THE FIELD

■ Middle Tennessee's defense has been a strong suit this season but an inability to consistently get off the field has plagued the unit. Opponents are converting 44 percent (47 of 107) of their third-down tries against Middle Tennessee this season and the gaudy statistic reared its ugly head once again vs. Louisville. The Cardinals were 7 of 15 on third-down conversions, including 3 of 7 in the second half. They also had a third-and-17 they did not convert but gained 16 yards on the play and were able to go for it on fourth down, which they converted. The conversions also have forced the defense to remain on the field longer than they would have. For example, Middle Tennessee's defense was on the field for 18:39 of the 30 minutes of the second half against Louisville during which time the Cardinals scored 28 of their 42 points.

BEYAH HAS BECOME BIG PLAY PERFORMER

■ He has only played seven college games but true freshman receiver Malcolm Beyah is quickly becoming a big play threat for the Blue Raiders and a candidate for league freshman of the year honors. In the first game he hauled in a 46-yard pass for a touchdown, then came back against Maryland to record a 56-yard scoring strike. Against Kentucky in his first road game, Beyah brought in a 52-yard pass when he leaped over a defender and scampered to the 9-yard line. Beyah finished with a career-best 117 yards receiving and a touchdown and scored in each of his first three games. At ASU, Beyah hauled in a 53-yard catch to give him at least one catch of 46 or more yards in each of his first four games. The Covington, GA, native saved his best for game five when he hauled in a 32-yard pass from Joe Craddock on the game's final play to provide the winning margin over FAU. Beyah finished with five receptions for 90 yards.

OFFENSIVE LINE YOUNG, THIN

■ Arguably the most important unit on the field is also one of the most concerning for the Blue Raiders. Middle Tennessee entered 2008 with 13 scholarship offensive linemen but only 12 are available to compete this season and 11 are either freshmen or sophomores while seven came into the season having never taken a snap in a collegiate game. During one portion of preseason camp the Blue Raiders had just seven scholarship linemen who could practice and one was Jeremy Michel who can not play this season due to the NCAA transfer rule. Despite the youth, the unit has allowed just eight sacks all season and all

TOP OFFENSIVE GAMES UNDER STOCKSTILL

Total Yards	Opponent	Points
555	Louisville (2007)	42
499	ULM (2007)	43
490	Memphis (2007)	21
449	ULM (2006)	35

■ SCHOLARSHIP LINEMEN

Colin Boss, r-Fr.
 Rogeric Govan, Fr.
 Jeremy Michel, r-So. @
 Brandon McLeroy, Fr.
 Evon Lettsome, r-So.
 Alex Stuart, Fr.
 Jamal Lewis, r-So. 
 Jake Padrick, r-Fr. *
 Mark Thompson, r-Jr.
 Travis Lienthal, Fr.
 Mark Fisher, So.
 Chris Hawkins, r-So.
 Mike Williams, r-Fr.
 *out for year due to injury
 @out due to transfer rule

Middle Tennessee's Blocked Kicks In I-A Era

Totals: 24 in 111 games (8 punts, 9 FGs, 7 PATs)

2000 (1 punt, 0 PAT, 0 FG)

Louisiana Tech – punt (Michael Woods) hW

2001 (1 punt, 1 PAT, 1 FG)

Louisiana-Monroe – PAT (Kareem Bland) aW
 Arkansas State – punt (Chris Johnson) hW
 Connecticut – FG (Kareem Bland) hW

2002 (2 punt, 2 PAT, 1 FG)

Tennessee – FG (Jerry Vanderpool) aL
 Louisiana-Monroe – punt (Joey Montalbano) hW
 North Texas – punt (Thomas Johnson) hL
 North Texas – PAT (Kareem Bland) hL
 North Texas – PAT (Kareem Bland) hL

2003 (0 punt, 3 PAT, 0 FG)

Clemson – PAT (Pierre Ingram) aL
 Missouri – PAT (Pierre Ingram) aL
 Troy State – PAT (Thomas Johnson) hW

2004 (0 punt, 1 PAT, 3 FG)

Akron – FG (Jerry Vanderpool) aW
 Florida Atlantic – FG (Sean Mosley) hL
 Louisiana-Lafayette – FG (Pierre Ingram) aL
 Troy – PAT (Roy Polite) aL

2005 (2 punt, 0 PAT, 2 FG)

North Texas – FG (Jeff Littlejohn) hL
 Vanderbilt – FG (Jeremiah Weaver) aW
 Arkansas State – Punt (Sean Mosley) hW
 Troy – Punt (Sean Mosley) aW

2006 (0 punt, 0 PAT, 1 FG)

Troy – FG (Justin Rainey)

2007 (2 punt, 0 PAT, 0 FG)

FAU – Punt (Jeremy Kelllem)
 North Texas – Punt (Michael Cannon)

2008 (0 punt, 0 PAT, 1 FG)

UK – FG (Alex Suber)

MEDIA INFORMATION

ON THE AIR

■ In 2008, the Blue Raider Network will once again have WNFN's 106.7 FM - The Fan as its flagship station in Nashville, Tenn., while local stations WGNS 1450 AM and 89.5 FM will be the Blue Raiders' hometown carriers. The combination of the three stations will provide coverage that will blanket the midstate area. 106.7 FM - The Fan and WGNS will carry all Blue Raider football and men's basketball games, along with the Rick Stockstill LIVE and Kermit Davis radio shows. Charlie McAlexander is in his third season as the Blue Raiders' play-by-play announcer, while MT graduate Chip Walters is handling the color analysis for the sixth year in a row. The newest member to BRN is former Blue Raider standout Kelly Holcomb who will also add color analysis on the broadcast.

ON THE NET

■ All Blue Raider football games can be heard over the internet by clicking on GoBlueRaiders.com. A link will be made available on the front page over on the righthand side.

RICK STOCKSTILL LIVE

■ Coach Rick Stockstill's weekly call-in show, Rick Stockstill LIVE, airs each Wednesday night (with the exception of Aug. 26 and Nov. 25) from 7 to 8 PM from Coaches Grill in Murfreesboro. The show will be aired on 106.7 FM - The Fan and WGNS 1450 AM, locally with Charlie McAlexander serving as host. The call-in number is 1-866-RAIDERS.

STOCKSTILL TV SHOW

■ The Rick Stockstill television show can be seen each Monday at 6:30 AM on CSS (local) and later that day at 7:30 PM on CSN 49. The show can also be seen each Wednesday at 3:30 PM on CSS (regional). The show is hosted by radio play-by-play personality Charlie McAlexander. McAlexander is in his third year doing the show.

2008 SBC PLAYERS OF THE WEEK

(will be listed as players are honored)

Sept. 8: Joe Craddock, Offense; Alex Suber, Defense; David DeFatta, Special Teams

Sept. 15: Joe Craddock, Offense

Oct. 6: Jeremy Kelllem, Defense

MT CAPTAINS

Troy	Honeycutt, Gee, Hofacker
UM	Tanner, Jenkins, DeFatta
UK	Craddock, Suber, Wade
ASU	Williams, Suber, Hickmon
FAU	Honeycutt, Lewis, Smith
FIU	Craddock, Kellem, Carmichael
UL	Tanner, Jenkins, King
MSU	TBA
ULM	TBA
WKU	TBA
UNT	TBA
ULL	TBA

PRO-NUN-SEE- AAY-SHUN GUIDE

PLAYERS

Malcolm Beyah	Bee-YUH
Marquise Branton	mar-Keys
Jawan Carson	juh-wahn
SaCoby Carter	Suh-CoeBee
Immanuel Chu	chew
David DeFatta	duh-FAH-tuh
Gene Delle Donne	dell-uh-DON
Desmond GeeG
Alan Gendreau	GIN-Droe
Rogerick Govan	ROG-rick
Denzell Guerra	Gair-UH
Wes Hofacker	Hoe-Facker
Jamari Lattimore	JUH-marree
Travis Lilienthal	LIL-ian-thawl
Gorby Loreus	LOR-ee-us
Jeremy Michel	ME-Shell
Alex Suber	SUE-burr

MT STRENGTH & SPEED LEADERS

Bench Press	Brandon Perry	465
225-lb. Repts	Brandon Perry	39
Squat	Trevor Jenkins	610
Power Clean	Chris McCoy	370
	Trevor Jenkins	370
	Danny Carmichael	370
Broad Jump	Malcolm Beyah	11-4
40-yd. Dash	D.D. Kyles	*4.34
Vertical Jump	Malcolm Beyah	38.5

*electronic times



FLOYD STADIUM

The home of Middle Tennessee football since 1933, Floyd Stadium has grown its original capacity from a facility with just a few portable bleachers to the present-day 30,788.

Floyd Stadium has undergone numerous renovations to make it one of the top facilities in the Sun Belt Conference and the region. New synthetic turf was installed during the summer of 2006 and the most recent addition was a state-of-the-art video board that was erected in 2007 to go along with new outdoor suites in the north endzone.

The Blue Raiders own an overall record of 255-102-13 at Floyd stadium and have won 15 of their last 22 in the facility.

2008 marks the 75th Year of the stadium

Floyd Stadium's Top Crowds

1. 27,568	Tennessee State	9/5/98	W	28-27
2. 27,519	Southeast Missouri	9/28/02	L	24-14
3. 25,766	Florida Atlantic	9/30/08	W	14-13
4. 23,261	Florida Atlantic	8/28/03	L	20-19
5. 23,227	Virginia	10/6/07	L	21-23
6. 23,106	Idaho	10/6/01	W	70-58
7. 22,605	Maryland	9/6/08	W	24-14
8. 22,307	Troy	8/28/08	L	31-17
9. 22,086	Western Kentucky	9/20/07	L	20-17
10. 21,723	Troy	9/8/01	W	54-17

eight have come in conference play.

'CUTT' ON A ROLL

■ Junior Patrick Honeycutt, who had just three catches in the first three games, has turned it up a notch the last four contests. In the last four games, Honeycutt has 28 receptions for 253 yards and two touchdowns. His 20 catches in back-to-back games against ASU and FAU were the most in consecutive games by a receiver in Blue Raider history. Honeycutt set a career-high with 11 grabs for 94 yards and a touchdown against ASU, then came back with nine catches for a career-best 113 yards in the win over FAU. Honeycutt now has a career-best 31 receptions on the season to lead the Blue Raiders.

WINNING THE TURNOVER BATTLE

■ Under Rick Stockstill, the Blue Raiders have excelled in the always important turnover margin department. In 32 games of the Stockstill era, MT is +24 in turnover margin and stands +6 in 2008. The Blue Raiders ranked 12th nationally in 2007 with a +11 margin while recording a +7 margin in 2006. Over the last 12 games combined, the Blue Raiders are an impressive +19 in turnover margin.

SUN BELT VS BIG SIX

■ Since the Sun Belt Conference added football in 2001, the league has picked up 10 wins against teams from the Big Six conferences. The league has had at least one win against the Big Six in every year except 2006 and already has two wins in 2008 (MT over Maryland, ASU over Texas A&M). Middle Tennessee owns four of those wins to lead the league.

MR. ALL-PURPOSE

■ A two-time all-conference player as an all-purpose specialist, Desmond Gee has continued his artwork in 2008. The junior has been over the 100-yard mark 11 times in his last 17 games, including a season-high of 144 yards against

■ SBC vs BIG SIX

- 2001 MT 37, Vanderbilt 28
- 2002 MT 21, Vanderbilt 20
- 2003 North Texas 52, Baylor 14
- 2004 Troy 24, Missouri 14
- 2005 MT 17, Vanderbilt 15
- 2007 FAU 42, Minnesota 39
- 2007 ULM 21, Alabama 14
- 2007 Troy 41, Oklahoma State 23
- 2008 Arkansas State 18, Texas A&M 14
- 2008 MT 24, Maryland 14

COMEBACKS UNDER STOCKSTILL

Last win after trailing after 1st Quarter

9/30/07 vs Florida Atlantictrailed 0-7 Won, 14-13

Last win after trailing after 1st Half

9/30/07 vs Florida Atlantictrailed 10-0 Won, 14-13

Last win after trailing after 3rd Quarter

9/30/07 vs Florida Atlantictrailed 10-0 Won, 14-13

Biggest Comeback Win

10 Points Florida Atlantic (2008)..... trailed 10-0 after 3rd Q Won, 14-13

Most Points in a Quarter: 26 vs Florida International in 2007 (2nd Q)

Most Points in 1st Half: 47 vs Florida International in 2007

Most Points in 2nd Half: 41 vs Tennessee Tech in 2006

Most Points in Game: 48 vs North Texas, 2007

FIU. Gee has 2,729 all-purpose yards and is on pace to rank third on the all-time list when his career is over. He needs 29 more all-purpose yards to move past Kelverrick Green for 15th place on the all-time list and 58 more yards to take over 14th place from Robert Alford (2,786).

KELLEM HAS A NOSE FOR THE BALL

■ Sophomore safety Jeremy Kellem, noted for always being around the football, has exemplified that as much as ever the last three weeks. In the last three games, Kellem has racked up 20 tackles, two interceptions, two fumble recoveries and two forced fumbles. He earned SBC Defensive Player of the Week honors following the win over FAU and was put up for the honor again after the FIU game. For his career, Kellem has five interceptions, three fumble recoveries, four forced fumbles, and a blocked punt in 19 games.

HANDICAPPED

■ Middle Tennessee began the 2008 season with some tough odds stacked against them. The Blue Raiders have only 71 scholarship players which is 14 shy of the 85 allowed by the NCAA. However, only 65 scholarship players will be available due to injuries (Immanuel Chu, Jake Padrick, Andre Wicker, Michael Cannon, Alex Suber) and the NCAA transfer rule (Jeremy Michel). Among the 71 scholarship players, 45 are either freshmen or sophomores with only nine being seniors.

BLUE RAIDERS HAVE FEWEST SENIORS

■ In a recent survey of all FBS schools it was determined Middle Tennessee and Alabama have the fewest scholarship seniors of anyone in the country. The Blue Raiders and Tide both have just nine seniors on their rosters followed by Central Michigan and Toledo with 10. Among Sun Belt schools, the closest to the Blue Raiders' total of nine is North Texas with 15.

ACADEMIC SUCCESS UNDER STOCKSTILL

■ Since his arrival, Rick Stockstill has put a huge emphasis on academics and it is clearly showing. In what is regarded as one of the most impressive turnarounds in college football, Stockstill has taken the Blue Raiders' APR (Academic Progress Rate) from 892 to 958 in just two years. That ranks as the biggest jump of any school in the country. The Blue Raiders have also brought home the SBC Team Academic Award two years in row (2006-07, 2007-08). Also, quarterback Joe Craddock and safety Anthony Glover will be playing the 2008 season with a degree.

SECOND HALF IS THE KEY

■ In 18 Sun Belt Conference games under Rick Stockstill, the Blue Raiders have outscored the opposition in the second half, 215-175. In 2006, MT won the second half battle, 101-38, then were outscored in the last two quarters in 2007, 85-54. The Blue Raiders hold a 60-52 advantage in 2008. When Middle Tennessee outscores its SBC opponent in

TEAMS WITH THE FEWEST NUMBER OF SCHOLARSHIP SENIORS

- Alabama – 9
- Middle Tennessee – 9
- Central Michigan – 10
- Toledo – 10
- Minnesota – 11
- North Carolina – 11
- Arizona – 12
- Central Florida – 12
- Fresno State – 12
- UTEP – 12
- Illinois – 13
- Indiana – 13
- Iowa – 13
- Kent State – 13
- LSU – 13
- Virginia Tech – 14
- Arizona State – 15
- Colorado – 15
- Nevada – 15
- North Texas – 15
- Notre Dame – 15
- Oklahoma State – 15

UNDER STOCKSTILL

BIG PLAYS

Yards	Type	Player	Opponent
*94	P	Craddock to Grigsby	ULM (2007)
*94	KR	Damon Nickson	FAU (2006)
*89	KR	Bradley Robinson	ULM (2007)
*88	KR	Damon Nickson	UL (2006)
*79	R	Phillip Tanner	L'ville (2007)
*78	P	Craddock to McNair	L'ville (2007)
76	R	Eugene Gross	FAU (2006)
*73	P	Marks to Gee	USC (2006)
*71	P	Dasher to McNair	FIU (2007)
*66	P	Craddock to Gee	ULM (2007)
*62	P	Craddock to Gee	UK (2008)
*61	R	Dwight Dasher	UM (2007)
61	KR	Phillip Tanner	TTU (2006)

DEFENSIVE TDS UNDER STOCKSTILL

Yards	Type	Player	Opponent
50	FR	Justin Rainey	FAU (2006)
42	FR	Rod Issac	ASU (2007)
40	FR	Lonnie Clemons	TTU (2006)
28	INT	Damon Nickson	ULL (2006)
14	INT	Jeremy Kellem	UL (2008)

200-YD PASSING GAMES

Yards	ACI	Player	Opponent
401	29-22-0	Joe Craddock	ULM
352	37-21-1	Joe Craddock	UK
290	26-14-2	Joe Craddock	Louisville
268	35-24-0	Joe Craddock	FAU
268	35-25-1	Joe Craddock	Arkansas St.
256	40-28-0	Joe Craddock	Maryland
251	37-25-2	Clint Marks	C. Michigan
240	10-17-0	Dwight Dasher	FIU
244	26-19-1	Clint Marks	ULL
234	24-19-1	Clint Marks	ULM
230	16-26-1	Dwight Dasher	Memphis
216	41-22-1	Clint Marks	Maryland
200	32-20-1	Joe Craddock	Troy

100-YD RUSHING GAMES

Yards	Att.	Player	Opponent
208	21	Eugene Gross	FAU
180	19	Dwight Dasher	Memphis
144	9	Phillip Tanner	Louisville
100	21	Eugene Gross	ULM

100-YD RECEIVING GAMES

Yards	Rec.	Player	Opponent
139	4	Desmond Gee	ULM (2007)
117	5	Malcolm Beyah	UK (2008)
113	9	Patrick Honeycutt	FAU (2008)
109	6	Desmond Gee	ULM (2006)
109	2	Jonathan Grigsby	ULM (2007)
106	3	Desmond Gee	UK (2008)
103	6	Taron Henry	UNT (2007)

SPECIAL TEAMS TD

Yards	Type	Player	Opponent
94	KR	Damon Nickson	FAU (2006)
89	KR	Bradley Robinson	ULM (2007)
88	KR	Damon Nickson	UL (2006)
32	PBR	Michael Cannon	FAU (2007)

INSTANT REPLAY

For the 2008 season, the rules committee is allowing several varying systems to implement video replay, as determined by each conference or institution. Each head coach is allowed one Instant Replay challenge per game, which is exercised by requesting a team timeout. A head coach may issue a challenge only if his team has one or more timeouts remaining in the half. If the challenged ruling is overturned, the timeout is not charged, but the coach has no more challenges during that game.

Plays that MAY be reviewed:

1. Governed by sideline, goal line and end line:

- a) Scoring plays, including a runner breaking the plane of the goal line. This includes field goal attempts only if the ball is ruled below or above the crossbar or inside or outside the uprights. If the ball is higher than the top of the uprights the play may not be reviewed.
- b) Pass complete/incomplete/intercepted at sideline, goal line and end line.
- c) Runner/receiver in or out of bounds.
- d) Recovery of loose ball in bounds.
- e) A loose ball touching a side line, goal line or end line.

2. Passing Plays:

- a) Pass ruled complete/incomplete/intercepted in the field of play and end zones.
- b) Touching of a forward pass by an ineligible receiver.
- c) Touching of a forward pass by a defensive player.
- d) Quarterback (passer) forward pass or fumble (if ruled incomplete, the play is finalized).
- e) Illegal forward pass or illegal handing beyond the line of scrimmage.
- f) Illegal forward pass or illegal handing after change of possession.
- g) Forward or backward pass thrown from behind the line of scrimmage.

3. Other detectable infractions:

- a) Runner ruled not down.
- b) Ball carrier ruled down when the recovery of a fumble by opponent or teammate occurs in the immediate action following the fumble and is prior to any official signaling the ball is dead
- c) Ball carrier out of bounds
- d) Forward progress errors with respect to first down.
- e) Touching of a kick.
- f) Number of players on field.
- g) Clock adjustments (in conjunction with overturned plays).
- h) Fourth-down/try fumble plays.
- i) Fumble recovery on fourth down or try
- j) Muffed or fumbled kick
- k) Incorrect down number
- l) Bench interference

Plays that MAY NOT be reviewed:

- 1. Holding
- 2. Offside/encroachment
- 3. Pass interference
- 4. Personal fouls (e.g., late hits)
- 5. Illegal blocks
- 6. Illegal formations
- 7. Face mask
- 8. Taunting/excessive celebration
- 9. False starts
- 10. Roughing the passer/kicker
- 11. Fighting participants

the second half it carries a mark of 7-0 and have a record of 1-5 when the opponent puts up more points than the Blue Raiders in the final two periods (the two wins were both by FIU). On the road in SBC play the Blue Raiders have won the second half scoring, 156-111, in 10 games.

GOING OVERTIME

■ Middle Tennessee enters the Mississippi State game having competed in four overtime games as a member of I-A (FBS) and is 2-2 in those contests. The Blue Raiders had one overtime contest in 2000 and played three in 2003. In 2003, the Blue Raiders lost in one overtime at No. 23 Missouri, then bounced back to take an overtime win at Idaho before losing a four overtime game at home against UL-Lafayette. The four overtime loss to ULL was the longest game in the history of MT football and was the longest in the history of the SBC at the time.

RAIDER ROUNDUP

■ Middle Tennessee's two-point conversion by Dwight Dasher against FIU was the first under Rick Stockstill and the first by the Blue Raiders since Kerry Wright hauled in a pass from Andrico Hines at Idaho in 2003 to send the game to overtime.

■ The top scoring quarters in the Rick Stockstill era are the second and fourth quarters. Here is a combined total for each quarter: 1st - 195 points; 2nd - 197 points; 3rd - 130 points; 4th - 209 points.

■ When both teams are held under 20 points, the Blue Raiders are 2-0 under Rick Stockstill.

■ Desmond Gee has 13 career touchdowns and five of them have been 42 yards or longer.

■ Phillip Tanner's two touchdown runs at FIU ran his career total to nine.

■ QB Dwight Dasher recorded his 10th career touchdown pass when he hit Patrick Honeycutt in the fourth quarter at ASU.

■ The Blue Raiders had a few late roster moves in preseason camp as quarterback Sancho McDonald moved to wide receiver and wide receiver D.D. Kyles went to running back. Also, tight end John Marc Stephens became the backup deep snapper.

■ The 48 points scored against North Texas in 2007 went down as the most in the Rick Stockstill era.

■ The Blue Raiders' safety against FIU in 2007 was the first in the FBS era for MT.

■ The Blue Raiders have won 507 football games all-time and have an overall record of 507-370-28.

■ Head Coach Rick Stockstill directed two shutouts in 2006 to become the first rookie coach at MT to accomplish that feat since Charles Murphy in 1947.

■ As a FBS (I-A) member (111 games), the Blue Raiders have scored 50 or more points nine times.

■ The Blue Raiders are 38-8 in the I-A era when leading at the half and are 41-8 when leading a game entering the 4th quarter during that time.

■ When trailing at the half, the Blue Raiders are just 8-51 in the FBS (I-A) era.

■ The Blue Raiders have scored in 137 of their last 141 games and broke a string of scoring in 69 straight when they were shutout at Oklahoma in 2006. The other three miscues were a 10-0 shutout on the road against UL-Monroe in 1999, a 55-0 loss in 2000 at Florida, and a 44-0 setback at LSU in 2007. MT has scored in 63 straight home games.

■ In the FBS (I-A) era, the Blue Raiders are 25-17 on turf, 10-33 on natural grass (13 of the losses came on road to SEC teams) and 13-13 on synthetic surfaces (7-5 at home).

■ Largest Margin of Victory in the I-A era: 56 points vs UConn 11/4/00 (66-10) ... Largest Margin of Defeat in the I-A era: 59 points vs Oklahoma 9/23/06 (59-0).

■ Middle Tennessee is 1-0 all-time in all black uniforms.

LAST MINUTE PLAYS IN THE STOCKSTILL ERA

Games decided by one play in the final minute of regulation

Opponent	Result	Play	Time of Play
Kentucky, 2008	L, 20-14	Hail Mary to Eldred King came up 1-yard short	0:00
FAU, 2008	W, 14-13	Hail Mary to Malcolm Beyah (32-yd TD Catch)	0:00
ULM, 2007	W, 43-40	Bradley Robinson 89-yd kickoff return for TD	0:45
Virginia, 2007	L, 23-21	UVA hit 34-yard field goal	0:08
WKU, 2007	L, 20-17	Matt King misses 34-yard field goal	0:00
Troy, 2006	L, 21-20	Troy 3-yard TD pass	0:14

BLUE RAIDER DEPTH CHART

OFFENSE

QB	12	Joe Craddock	5-11	197	r-Sr.
	9	Dwight Dasher	5-10	207	So.
TB	2	Desmond Gee	5-8	165	Jr.
	21	Phillip Tanner	6-0	205	Jr.
FB	42	Jacob Longoria	6-2	230	So.
	40	Wesley Hale	6-0	225	r-Fr.
Z	83	Eldred King	5-9	165	Jr.
	1	Chris McClover	6-4	210	Jr.
X	81	Wes Caldwell	6-2	172	So.
	15	Sancho McDonald	6-3	197	Fr.
B	17	Patrick Honeycutt	5-9	173	r-Jr.
	4	Malcolm Beyah	5-11	182	Fr.
TE	16	Gene Delle Donne	6-5	255	r-Jr.
	82	Alvin Ingle	6-3	230	r-So.
LT	78	Mike Williams	6-2	270	r-Fr.
	77	Derek Cardaci	6-4	260	r-Fr.
LG	70	Jamal Lewis	6-3	295	r-So.
	62	Evon Lettsome	6-4	285	r-So.
C	72	Mark Thompson	6-5	290	r-Jr.
	63	D.J. Ryder	6-1	265	r-Fr.
RG	60	Brandon McLeroy	6-3	310	Fr.
	50	Colin Boss	6-4	315	r-Fr.
RT	74	Mark Fisher	6-3	285	So.
	65	Alex Stuart	6-3	295	Fr.

RETURN SPECIALISTS

KR	2	Desmond Gee	5-8	165	Jr.
	21	Phillip Tanner	6-0	205	Jr.
PR	17	Patrick Honeycutt	5-9	173	r-Jr.

DEFENSE

LE	91	Emmanuel Perez	6-1	230	So.
	98	Chris McCoy	6-4	250	r-Jr.
LT	97	Trevor Jenkins	6-1	287	Sr.
	51	SaCoby Carter	6-1	270	r-Fr.
RT	47	Dwight Smith	6-2	265	So.
	95	Jonathan Presley	6-4	262	r-Jr.
RE	56	Wes Hofacker	6-2	240	r-Sr.
	11	Jamari Lattimore	6-3	235	So.
LLB	29	Lonnie Clemons	6-1	230	r-Sr.
	55	Andrew Harrington	6-2	215	Sr.
MLB	44	Danny Carmichael	6-0	240	Jr.
	30	Cam Robinson	6-0	223	Jr.
RLB	27	Ivon Hickmon	6-0	213	Sr.
	52	Antwan Davis	6-1	212	So.
LC	25	Ted Riley	6-0	180	Sr.
	26	Jawan Carson	5-9	170	Fr.
SS	33	Kevin Brown	6-1	199	So.
	8	Anthony Glover	6-2	215	r-Sr.
FS	20	Jeremy Kellem	5-10	184	So.
	24	Derrick Crumpton	5-11	181	Fr.
RC	6	Rod Issac	5-11	180	So.
	3	Marcus Udell	6-0	190	Jr.

PUNTERS/KICKERS

P	37	David DeFatta	5-9	190	r-Jr.
	36	Nathaniel Toulson	6-1	235	r-Fr.
PK	38	Alan Gendreau	5-10	172	Fr.
	35	Matt King	5-10	198	r-Sr.
DS	48	Adam Wade	5-8	215	r-So.
	41	John Marc Stephens	6-4	245	r-Sr.
H	17	Patrick Honeycutt	5-9	173	r-Jr.
	12	Joe Craddock	5-11	197	r-Sr.

BLUE RAIDER ROSTER

NO	NAME	POS	HT	WT	CL	B'DAY	LETTERS	HOMETOWN/HS/JC
1	Chris McClover	WR	6-4	210	Jr.	1/19/87	0	Ft. Lauderdale, FL/Dillard HS/College of Canyons
2	Desmond Gee	RB	5-8	165	Jr.	11/8/87	2	Greenville, FL/Madison Co. HS
3	Marcus Udell	CB	6-0	190	Jr.	10/21/86	0	Tallahassee, FL/Godby HS
4	Malcolm Beyah	WR	5-11	182	Fr.	10/23/89	0	Covington, GA/Chamblee HS
5	Hakeem Johnson	CB	5-10	173	Fr.	12/16/89	0	Jacksonville, FL/Andrew Jackson HS
6	Rod Issac	CB	5-11	180	So.	2/20/89	1	Miami, FL/Miami-Dade Central HS
7	Alex Suber	CB	5-9	165	r-Jr.	12/1/86	3	Tampa, FL/Thomas Jefferson HS
8	Anthony Glover	S	6-2	215	r-Sr.	12/2/85	3	Decatur, GA/McNair
9	Dwight Dasher	QB	5-10	202	So.	8/5/88	1	Folkston, GA/Charlton County HS
10	Brent Burnette	QB	6-3	210	Fr.	10/5/89	0	Maryville, TN/Maryville HS
11	Jamari Lattimore	DE	6-3	235	So.	10/6/88	0	Miami, FL/Miami Lakes HS/Dodge City CC
12	Joe Craddock	QB	5-11	197	r-Sr.	9/7/85	1	Birmingham, AL/Briarwood Christian
13	Michael Cannon	WR	5-10	180	r-Jr.	12/1/86	1	Memphis, TN/Whitehaven HS
15	Sancho McDonald	WR	6-3	197	Fr.	10/3/89	0	Miami, FL/Booker T. Washington HS
16	Gene Delle Donne	TE	6-5	255	r-Jr.	1/14/87	0	Wilmington, DE/Salesianum HS
17	Patrick Honeycutt	WR	5-9	173	r-Jr.	12/30/86	1	Pelham, AL/Spain Park HS
19	Andrew Banks	WR	5-9	160	r-Fr.	12/15/88	0	Clinton, MD/Gwynn Park HS
20	Jeremy Kelle	S	5-10	184	So.	6/6/89	1	N. Lauderdale, FL/Deerfield Beach HS
21	Phillip Tanner	RB	6-0	205	Jr.	8/8/88	2	Dallas, TX/Kimball HS
22	Tony Smith	RB	6-0	175	Fr.	8/13/89	0	Bushnell, FL/South Sumter HS
23	D.D. Kyles	RB	6-1	190	r-Fr.	6/26/88	0	Tampa, FL/Armwood HS
24	Derrick Crumpton	S	5-11	181	Fr.	9/24/89	0	Miami, FL/Christopher Columbus HS
25	Ted Riley	CB	6-0	180	Sr.	12/28/84	1	Boynton Beach, FL/Eastern Arizona CC
26	Jawan Carson	CB	5-9	170	Fr.	7/24/90	0	Newark, NJ/Marist HS
27	Ivon Hickory	LB	6-0	213	Sr.	7/1/86	0	Lake, MS/East Central Mississippi JC
28	Josh Gregory	S	5-9	195	r-Jr.	11/18/86	1	Huntsville, AL/Lincoln Co. HS
29	Lonnie Clemons	LB	6-1	230	r-Sr.	9/12/85	3	Milledgeville, GA/Baldwin HS
30	Cam Robinson	LB	6-0	223	Jr.	3/21/88	1	Stevenson, AL/North Jackson HS
31	Denzell Guerra	S	6-0	188	Fr.	3/10/90	0	Loganville, GA/Grayson HS
32	Sherman Neal	CB	5-8	170	r-So.	7/27/88	0	Naperville, IL/Neuqua Valley HS
33	Kevin Brown	S	6-1	199	So.	7/26/89	1	Tampa, FL/Jefferson HS
34	Marquise Branton	FB	5-10	210	So.	7/21/89	0	Seffner, FL/Armwood HS
35	Matt King	PK	5-10	198	r-Sr.	1/29/86	2	Valdosta, GA/Valdosta HS
36	Nathaniel Toulson	P	6-1	235	r-Fr.	1/24/89	0	West Palm Beach, FL/The Kings Academy
37	David DeFatta	P	5-10	190	r-Jr.	2/8/87	1	Franklin, TN/Franklin HS
38	Alan Gendreau	PK	5-10	172	Fr.	5/27/89	0	Maitland, FL/Orangewood Christian HS
39	Spike McDaniel	FB	5-8	205	r-Sr.	3/3/86	0	Murfreesboro, TN/Riverdale HS
40	Wesley Hale	FB	6-0	225	r-Fr.	12/28/88	0	Morristown, TN/Morristown West HS
41	John Marc Stephens	TE	6-4	245	r-Sr.	11/15/85	1	Murfreesboro, TN/Blackman HS
42	Jacob Longoria	FB	6-2	230	So.	6/21/87	1	Alpharetta, GA/St. Pius X HS
43	Gorby Loreus	LB	5-11	220	Fr.	12/1/89	0	Tampa, FL/Thomas Jefferson HS
44	Danny Carmichael	LB	6-0	240	Jr.	5/24/88	2	Woodstock, GA/Woodstock HS
45	Jarrett Crittenton	DL	6-6	278	Jr.	1/5/88	0	Fayetteville, GA/Fayette Co. HS/N. Dakota St. CofS
46	Norman Washington	LB	5-11	222	r-Fr.	7/13/89	0	Columbia, SC/Spring Valley HS
47	Dwight Smith	DL	6-2	265	So.	9/5/88	1	Swainsboro, GA/Swainsboro HS
48	Adam Wade	DS	5-8	215	r-So.	1/21/88	1	Florence, SC/South Florence HS
50	Colin Boss	OL	6-4	315	r-Fr.	7/17/89	0	Tampa, FL/Berkeley Prep
51	SaCoby Carter	DL	6-1	270	r-Fr.	9/24/88	0	Hawkinsville, GA/Hawkinsville HS
52	Antwan Davis	LB	6-1	212	So.	7/2/89	1	Ft. Lauderdale, FL/St. Thomas Aquinas HS
54	Rogeric Govan	OL	6-5	270	Fr.	1/1/90	0	Little Rock, AR/Episcopal Collegiate HS
55	Andrew Harrington	LB	6-2	215	Sr.	11/16/85	1	Dekalb, MS/East Central Mississippi JC
56	Wes Hofacker	DE	6-2	240	r-Sr.	1/21/86	2	Allen, TX/Allen HS
58	Troy Wolfe	LB	6-1	215	Fr.	9/4/89	0	Tampa, FL/Thomas Jefferson HS
59	Darin Davis	LB	6-2	193	Fr.	7/20/90	0	Lauderdale, FL/Dillard HS
60	Brandon McLeroy	OL	6-3	310	Fr.	5/7/90	0	Spring City, TN/Rhea County HS
62	Evon Lettsome	OL	6-4	285	r-So.	8/21/88	0	Apopka, FL/Apopka HS
63	Daniel Ryder	OL	6-1	265	r-Fr.	1/21/89	0	Clearwater, FL/Clearwater HS
65	Alex Stuart	OL	6-3	295	Fr.	9/7/89	0	Oak Ridge, TN/Oak Ridge HS
70	Jamal Lewis	OL	6-3	295	r-So.	9/2/88	1	Huntsville, AL/Butler HS
72	Mark Thompson	OL	6-5	290	r-Jr.	12/29/86	2	Old Hickory, TN/DCA
73	Travis Lilienthal	OL	6-2	255	Fr.	7/2/89	0	Murfreesboro, TN/Riverdale HS
74	Mark Fisher	OL	6-3	285	So.	1/13/89	1	Nashville, TN/Goodpasture HS
75	Chris Hawkins	OL	6-3	285	r-So.	10/26/87	0	Lexington, KY/Henry Clay HS
77	Derek Cardaci	OL	6-4	260	r-Fr.	11/3/87	0	Cape May, NJ/St. Augustine Prep
78	Mike Williams	OL	6-2	270	r-Fr.	12/29/88	0	Tampa, FL/Jefferson HS
80	Chris Johnson	WR	6-0	185	r-Sr.	4/18/86	0	Los Angeles, CA/Loyola HS
81	Wes Caldwell	WR	6-1	184	So.	2/20/89	0	Lexington, KY/Catholic HS
82	Alvin Ingle	TE	6-3	230	r-So.	4/26/88	1	Madison, TN/Pope John Paul II
83	Eldred King	WR	5-9	165	Jr.	12/6/87	0	Thomaston, GA/Garden City CC
86	Byron McLeod	TE	6-2	230	r-Fr.	11/28/88	0	Tampa, FL/Jefferson HS
88	Marcus Thurmond	WR	6-0	165	Fr.	12/10/89	0	North Augusta, SC/North Augusta HS
89	Terans Goodson	DE	6-1	236	r-Fr.	4/6/88	0	Fairburn, GA/Creekside HS
91	Emmanuel Perez	DE	6-1	230	So.	11/29/88	1	Miramar, FL/Everglades HS
92	Brandon Perry	DL	6-1	318	r-Jr.	4/29/86	1	Hawkinsville, GA/Hawkinsville HS
93	Phillip Tinsley	DE	6-3	236	Fr.	4/12/89	0	Dexter, GA/Dodge County HS
94	Gary Tucker	DL	6-2	262	r-So.	3/14/88	1	Maryville, TN/Maryville HS
95	Jonathan Presley	DL	6-4	262	r-Jr.	10/4/85	2	Jacksonville, FL/Forrest HS
96	Kendall Dangerfield	DL	6-2	285	Fr.	4/5/90	0	Pulaski, TN/Giles County HS
97	Trevor Jenkins	DL	6-1	287	Sr.	3/19/86	3	Macon, GA/Stratford HS
98	Chris McCoy	DE	6-4	250	r-Jr.	11/25/86	2	Villa Rica, GA/Villa Rica HS
99	Antonio Hill	DE	6-0	225	r-Fr.	10/31/88	0	Chesapeake, VA/Oscar Smith HS

INDIVIDUAL SINGLE-GAME HIGHS IN THE FBS (I-A) ERA

Category	MT Individual Single-Game Highs	OPPONENT Individual Single-Game Highs
SCORING		
Points	36 Dwone Hicks vs La. Tech, 10/7/00	18 by several players
Touchdowns	6 Dwone Hicks vs La. Tech, 10/7/00	3 by several players
Field Goals	3 Brian Kelly (twice), Colby Smith (twice)	3 by three players (all in 2003)
Extra Points	10 Brian Kelly vs Idaho, 10/6/01	8 Garrett Hartley, Oklahoma, 9/23/06
RUSHING		
Attempts	37 Dwone Hicks vs Vanderbilt, 8/30/01	34 Kevin Galbreath, UNT, 10/13/01
Net Yards	311 Dwone Hicks vs La. Tech, 10/7/00	221 Blair Lewis, Idaho, 10/26/02
Touchdowns	6 Dwone Hicks vs La. Tech, 10/7/00	3 by six different players
PASSING		
Completions	35 Clint Marks vs ULL, 9/25/04	49 Brian Lindgren, Idaho, 10/6/01
Attempts	47 Wes Counts vs UCF, 11/13/99	71 Brian Lindgren, Idaho, 10/6/01
Yards	459 Wes Counts vs Idaho, 10/6/01	637 Brian Lindgren, Idaho, 10/6/01
Touchdowns	6 Wes Counts vs Idaho, 10/6/01	5 Brian Lindgren, Idaho, 10/6/01
Interceptions	3 by Clint Marks vs Troy, 2004; UNT 2005	4 E. Jacobs, ASU, 11/20/03; J. Babb, ULL, 10/28/06
TOTAL OFFENSE		
Yards	471 Joe Craddock vs ULM, 11/3/07	657 Brian Lindgren, Idaho, 10/6/01
RECEIVING		
Receptions	12 Kendall Newson, Tyrone Calico	15 Chris Lacy, Idaho, 10/6/01
Yards	187 Kerry Wright vs NMSU, 10/11/03	221 Chris Lacy, Idaho, 10/6/01
Touchdowns	3 Kerry Wright (twice), Tyrone Calico (twice)	3 F. Stamps, ULL, 11/15/03; M. Kelly, OK, 9/23/06
DEFENSE		
Tackles	18 Mario Kelso vs Arizona, 9/11/99	16 Jesse Busta, USU, 11/30/02
Sacks	2 by several players	3 Aubrey Dorisme, NMSU, 10/11/03
Interceptions	4 Damon Nickson vs ULL, 10/28/06	2 by three players


LONG PLAYS IN THE FBS (I-A) ERA

Category	MIDDLE TENNESSEE Long Plays	OPPONENT Long Plays
RUSH	*79 D. Hicks vs La. Tech, 10/7/00; P. Tanner vs UL, 9/6/07	*88 B. Wallace, USC, 11/18/06; V. Anderson, UL 10/18/08
PASS	*94 Joe Craddock vs ULM, 11/3/07	*81 Brian Brohm, UL, 9/6/07
RECEPTION	*94 Jonathan Grigsby vs ULM, 11/3/07	*81 Gary Barnidge, UL, 9/6/07
KICKOFF RETURN	*94 Damon Nickson vs FAU, 11/4/06	*95 Cedric Cobbs, Arkansas, 10/9/99
PUNT RETURN	*75 Kerry Wright vs Akron, 9/11/04	*80 Dennis Northcutt, Arizona, 11/11/99
INTERCEPTION RETURN	*89 Michael Woods vs NMSU, 10/11/03	99 Maurice Holman, UNT, 9/10/05
PUNT	79 Colby Smith vs FIU, 8/31/06	79 Jason Ball, North Texas, 10/13/01
FIELD GOAL	48 Colby Smith vs Troy, 11/25/06	51 Scott Westerfield, MSU, 9/4/99

*Touchdown Plays

■ GAME-BY-GAME PASSING

	Att	Comp	Int	Pct	Yards	TD	Long	Sack	Yds	Effic
#12 Craddock, Joe										
Troy	32	20	1	62.5	200	1	46	3	19	119.1
Maryland	40	28	0	70.0	256	2	53	0	0	140.3
Kentucky	37	21	1	56.8	352	2	62	0	0	149.1
ASU	35	25	1	71.4	268	0	53	2	21	130.0
Florida Atlantic	35	24	0	68.6	268	2	36	1	9	151.7
FIU	12	7	2	58.3	25	0	8	1	11	42.5
Louisville	28	16	0	57.1	152	1	16	1	9	114.5
TOTALS	219	141	5	64.4	1521	8	62	8	69	130.2
#9 Dasher, Dwight										
Troy	2	0	0	0.0	0	0	0	2	28	0.0
ASU	2	1	1	50.0	3	1	3	0	0	127.6
Florida Atlantic	1	0	0	0.0	0	0	0	0	0	0.0
FIU	15	7	1	46.7	47	0	28	0	0	59.7
Louisville	9	3	0	33.3	10	0	9	1	9	42.7
TOTALS	29	11	2	37.9	60	1	28	3	37	52.9
#37 DeFatta, David										
Maryland	1	1	0	100.0	28	0	28	0	0	335.2
TOTALS	1	1	0	100.0	28	0	28	0	0	335.2
#17 Honeycutt, P.										
Louisville	1	1	0	100.0	39	1	39	0	0	757.6
TOTALS	1	1	0	100.0	39	1	39	0	0	757.6



■ GAME-BY-GAME RUSHING

PLAYER	No-Yds/TD	Troy	UM	UK	ASU	FAU	FIU	UL	MSU	ULM	WKU	NT	ULL
Tanner, Phillip	100-316/5	16-61/1	22-61/1	11-26/0	9-5/1	11-38/0	18-79/2	13-46/0					
Gee, Desmond	42-112/0	18-60/0	8-13/0	4-7/0	4-13/0	3-0/0	5-19/0	DNP					
Dasher, Dwight	33-102/0	5--23/0	DNP	DNP	5-15/0	1-1/0	13-78/0	9-31/0					
Craddock, Joe	52-58/0	11--14/0	9-28/0	7-9/0	7-11/0	10-13/0	3--12/0	5-23/0					
Carson, Jawan	2-13/0	-	-	-	-	-	-	2-13/0					
Beyah, Malcolm	4-10/0	-	1-16/0	-	-	1--6/0	1-8/0	1--8/0					
Longoria, Jacob	2-9/0	-	-	-	-	2-9/0	-	-					
Kyles, D.D.	1-0/0	DNP	1-0/0	-	DNP	DNP	DNP	DNP					
McDonald, S.	1--11/0	-	-	1--11/0	-	-	-	-					

■ GAME-BY-GAME RECEIVING

PLAYER	No-Yds/TD	Troy	UM	UK	ASU	FAU	FIU	UL	MSU	ULM	WKU	NT	ULL
Beyah, Malcolm	24-447/5	2-44/1	4-94/1	5-117/1	2-68/0	5-90/1	4-16/0	2-18/1					
Honeycutt, P.	31-279/2	-	2-20/0	1-6/0	11-94/1	9-113/1	5-20/0	3-26/0					
King, Eldred	25-230/0	2-9/0	4-30/0	6-82/0	3-37/0	4-33/0	1-6/0	5-33/0					
Caldwell, Wes	19-177/0	4-34/0	6-32/0	1-3/0	3-43/0	1-11/0	1-28/0	3-26/0					
Gee, Desmond	12-124/1	-	3-2/0	3-106/1	3-9/0	1-2/0	2-5/0	DNP					
McDonald, S.	14-108/1	6-65/0	4-15/1	1-7/0	-	1-8/0	1--3/0	1-16/0					
Tanner, Phillip	7-74/1	1-10/0	1-12/0	1-16/0	-	1--1/0	-	3-37/1					
Cannon, Michael	6-68/0	5-38/0	1-30/0	DNP	DNP	DNP	DNP	DNP					
McClover, Chris	9-63/0	-	3-21/0	1-9/0	4-20/0	-	-	1-13/0					
Ingle, Alvin	2-44/0	-	1-28/0	DNP	DNP	DNP	DNP	1-16/0					
Carson, Jawan	1-16/0	-	-	-	-	-	-	1-16/0					
Dasher, Dwight	1-10/0	-	DNP	DNP	-	1-10/0	-	-					
Delle Donne, G.	2-6/0	-	-	1-4/0	-	1-2/0	-	-					
Kyles, D.D.	1-2/0	DNP	-	1-2/0	DNP	DNP	DNP	DNP					

■ GAME-BY-GAME SUMMARIES

GAME	FINAL SCORE	BY QUARTERS				FIRST DOWNS				RUSHING			PASSING			TOT. OFF.		PUNTING	FUMBLES	PENALTY	THIRD	AVG.	TOTAL
		1	2	3	4	RU	PA	PN	TOT	ATT	YDS	TD	C-A-I	YDS	TD	ATT	YDS	NO-AVG	NO-LOST	NO-YDS	DNWS	F.POS	TOP
MT	17	3	0	0	14	8	11	1	20	50	84	1	20-34-1	200	1	84	284	6-40.2	1-1	5-53	6-19	M39	35:54
Troy	31	7	10	7	7	10	5	1	16	36	164	3	17-28-1	136	1	64	300	5-37.8	3-3	4-29	4-13	T32	24:06
MT	24	7	3	14	0	7	13	1	21	41	118	1	29-41-0	284	2	82	402	4-42.0	1-1	8-62	8-20	M28	39:49
Maryland	14	7	0	7	0	4	10	1	15	25	146	1	14-29-3	211	1	54	357	4-42.8	2-0	5-42	5-11	T29	20:11
MT	14	7	0	7	0	2	10	1	13	23	31	0	21-37-1	352	2	60	383	8-43.1	1-1	6-51	5-15	M19	24:54
Kentucky	20	7	3	0	10	7	14	0	21	35	102	0	28-48-0	254	2	83	356	6-44.5	1-1	6-31	7-19	K44	35:06
MT	14	0	0	7	7	3	11	1	15	25	44	1	26-37-2	271	1	62	315	4-45.2	0-0	6-43	5-13	M33	27:16
Arkansas St.	31	7	10	7	7	8	12	2	22	34	148	1	17-31-0	292	3	65	440	5-33.4	0-0	8-48	8-15	A29	32:44
MT	14	0	0	0	14	4	9	0	13	29	55	0	24-36-0	268	2	65	323	8-35.6	1-1	6-59	5-18	M34	25:03
FAU	13	7	3	0	3	7	9	2	18	41	153	1	16-27-2	210	0	68	363	5-33.6	2-2	8-62	8-16	F27	34:57
MT	21	3	0	10	8	13	1	1	15	41	171	2	14-27-3	72	0	68	243	5-41.0	0-0	4-31	5-14	M36	28:01
FIU	31	0	10	14	7	8	9	0	17	42	112	2	13-29-1	223	1	71	335	5-33.2	4-2	9-68	8-18	F40	31:59
MT	23	14	3	0	6	9	10	1	20	30	105	0	20-38-0	201	2	68	306	8-32.0	1-0	10-87	6-16	M31	28:03
Louisville	42	7	7	7	21	11	5	3	19	45	247	4	14-23-2	144	1	68	391	3-40.3	0-0	5-40	7-15	L32	31:57
MT																							
Miss. State																							
MT																							
UL-Monroe																							
MT																							
WKU																							
MT																							
North Texas																							
MT																							
UL-Lafayette																							

■ GAME-BY-GAME OFFENSIVE STARTERS

OPPONENT	QB	TB	WR	WR	WR	TE	LT	LG	C	RG	RT
Troy	Craddock	Gee	Honeycutt	Caldwell	Cannon	Dasher (wr)	Williams	Lewis	Thompson	Boss	Fisher
Maryland	Craddock	Gee	Honeycutt	Caldwell	Cannon	King (wr)	Williams	Lewis	Thompson	Boss	Fisher
Kentucky	Craddock	Gee	Honeycutt	Caldwell	Beyah	Tanner (tb)	Williams	Lewis	Thompson	Boss	Fisher
Arkansas State	Craddock	Gee	Honeycutt	Caldwell	Beyah	Longoria (fb)	Williams	Lewis	Thompson	Hawkins	Fisher
FAU	Craddock	Gee	Honeycutt	Caldwell	Beyah	Delle Donne	Williams	Lewis	Thompson	McLeroy	Fisher
FIU	Craddock	Gee (wr)	Honeycutt	Caldwell	Beyah	King (wr)	Williams	Lewis	Thompson	McLeroy	Fisher
Louisville	Craddock	Tanner	Honeycutt	Caldwell	Beyah	Delle Donne	Williams	Lewis	Thompson	Boss	Fisher
Mississippi State											
Louisiana-Monroe											
WKU											
North Texas											
Louisiana-Lafayette											

■ GAME-BY-GAME DEFENSIVE STARTERS

OPPONENT	LE	T	T	RE	SAM	MIKE	WILL	LC	SS	FS	RC
Troy	Goodson	Smith	Jenkins	Hofacker	Riley (db)	Carmichael	Hickmon	Issac	Glover	Kellem	Suber
Maryland	Perez	Smith	Jenkins	Hofacker	Clemons	Carmichael	Hickmon	Riley	Glover	Kellem	Suber
Kentucky	Perez	Smith	Jenkins	Hofacker	Clemons	Carmichael	Hickmon	Riley	Brown	Kellem	Suber
Arkansas State	Perez	Smith	Jenkins	Hofacker	Clemons	Carmichael	Hickmon	Riley	Brown	Kellem	Suber
FAU	Lattimore	Smith	Jenkins	Perez	Clemons	Carmichael	Hickmon	Suber	Brown	Kellem	Riley
FIU	Perez	Smith	Jenkins	Hofacker	Riley (db)	Carmichael	Hickmon	Issac	Brown	Kellem	Suber
Louisville	Perez	Smith	Jenkins	Hofacker	Clemons	Carmichael	Hickmon	Suber	Brown	Kellem	Riley
Mississippi State											
Louisiana-Monroes											
WKU											
North Texas											
Louisiana-Lafayette											

■ MIDDLE TENNESSEE SCORING DRIVES

OPPONENT	NO OF PLAYS	TOTAL YARDS	DRIVE TIME	SCORE TYPE	SCORE TIME/QTR	DRIVE START	SCORING PLAY
Troy	15	75	5:59	FG	3:43/1st	M20	22 FG
Troy	1	46	:07	TD	9:04/4th	T46	Beyah 46 pass
Troy	6	36	1:54	TD	6:44/4th	T36	Tanner 3 run
Maryland	10	80	5:56	TD	9:04/1st	M20	McDonald 3 pass
Maryland	17	59	6:56	FG	6:24/2nd	M41	Gendreau 31 FG
Maryland	3	10	1:06	TD	7:45/3rd	MD10	Tanner 1 run
Maryland	4	72	1:53	TD	:22/3rd	M28	Beyah 53 pass
Kentucky	5	77	2:29	TD	9:21/1st	M23	Gee 62 pass
Kentucky	3	34	:37	TD	7:26/3rd	UK34	Beyah 22 pass
Arkansas State	9	76	3:04	TD	2:19/3rd	M24	Tanner 2 run
Arkansas State	7	80	3:12	TD	9:17/4th	M20	Honeycutt 3 pass
FAU	7	71	2:41	TD	5:22/4th	M29	Honeycutt 36 pass
FAU	7	65	1:15	TD	0:00/4th	M35	Beyah 32 pass
FIU	7	31	2:47	FG	11:13/1st	M49	Gendreau 36 FG
FIU	14	48	5:51	FG	8:19/3rd	M32	Gendreau 37 FG
FIU	8	63	2:40	TD	:49/3rd	M37	Tanner 3 run
FIU	6	27	1:07	TD	4:41/4th	F27	Tanner 3 run
Louisville	-	-	-	TD	9:27/1st	-	Kellem INT
Louisville	1	39	:10	TD	6:36/1st	L38	Tanner 39 pass
Louisville	11	37	3:44	FG	2:11/2nd	M38	Gendreau 42 FG
Louisville	11	91	1:54	TD	:36/4th	M0	Beyah 16 pass

■ OPPONENT SCORING DRIVES

OPPONENT	NO OF PLAYS	TOTAL YARDS	DRIVE TIME	SCORE TYPE	SCORE TIME/QTR	DRIVE START	SCORING PLAY
Troy	1	4	:04	TD	9:42/1st	M4	Hampton 4 run
Troy	9	70	3:07	TD	11:40/2nd	T30	Harris 5 pass
Troy	4	3	1:06	FG	:59/2nd	M21	Glusman FG
Troy	6	79	1:49	TD	13:11/3rd	T21	Harris 33 run
Troy	11	79	4:12	TD	2:32/4th	T21	Harris 13 run
Maryland	2	71	:50	TD	8:14/1st	MD29	Scott 63 run
Maryland	1	80	:14	TD	2:15/3rd	MD20	Hey.-Bey 80 pass
Kentucky	3	11	:58	TD	3:48/1st	M11	Grinter 1 pass
Kentucky	10	59	4:26	FG	4:11/2nd	UK20	Seiber 40 FG
Kentucky	8	57	3:02	TD	12:20/4th	UK43	Locke 63 pass
Kentucky	9	44	3:54	FG	6:37/4th	UK49	Sieber 25 FG
Arkansas State	7	57	2:40	TD	3:26/1st	ASU 43	Arnold 16 pass
Arkansas State	13	81	5:44	FG	8:30/2nd	ASU1	Arauco 35 FG
Arkansas State	2	67	:14	TD	:36/2nd	ASU33	Johnson 14 pass
Arkansas State	11	74	6:20	TD	8:35/3rd	ASU26	Johnson 2 pass
Arkansas State	9	88	4:37	TD	12:34/4th	ASU12	Lawson 14 run
FAU	6	80	3:27	TD	11:33/1st	F20	Edgecomb 53 run
FAU	7	37	5:09	FG	3:19/2nd	M45	Leroy 25 FG
FIU	3	12	1:33	TD	4:12/2nd	M12	McCall 8 run
FIU	9	49	2:01	FG	:10/2nd	50	Rivest 20 FG
FIU				TD	14:10/3rd		Gaitor 27 INT
FIU	9	76	4:50	TD	3:29/3rd	F24	Ned 1 run
FIU	3	64	1:02	TD	10:02/4th	F36	Hilton 63 pass
Louisville	9	57	4:34	TD	2:02/1st	L43	Bolen 3 run
Louisville	2	88	:49	TD	11:21/2nd	L12	Anderson 88 run
Louisville	4	31	2:25	TD	5:25/3rd	M31	Bolen 1 run
Louisville	6	41	2:39	TD	12:56/4th	M41	Bolen 1 run
Louisville	-	-	-	TD	11:13/4th	-	Patrick FR
Louisville	14	94	7:09	TD	2:30/4th	L6	Burns 1 pass

■ RED ZONE

Opponent	Score	Times In RZ	Times Scored	Total Pts	TDs	Rush TDs	Pass TDs	FGs Made	FGA	Failed to Score Inside RZ				
										Downs	Int	Fumb	Half	Game
Troy	17-31	4	2	10	1	1	0	1	0	1	0	1	0	0
Maryland	24-14	3	3	17	2	1	1	1	0	0	0	0	0	0
Kentucky	14-20	1	0	0	0	0	0	0	1	0	0	0	0	0
Arkansas State	14-31	3	2	14	2	1	1	0	0	0	1	0	0	0
Florida Atlantic	14-13	2	0	0	0	0	0	0	0	2	0	0	0	0
Florida International	21-31	5	4	21	2	2	0	2	0	0	1	0	0	0
Louisville	23-42	2	2	9	1	0	1	1	0	0	0	0	0	0
Mississippi State														
Louisiana-Monroe														
WKU														
North Texas														
Louisiana-Lafayette														
Totals														
13 of 20 (65.0%)														

■ MIDDLE TENNESSEE LONG PLAYS

Yards	Type	Player(s)	Opponent
*62	Pass	Gee, Desmond from Craddock, Joe	Kentucky
61	Pass	King, Eldred from Craddock, Joe	Kentucky
53	Pass	Beyah, Malcolm from Craddock, Joe	ASU
*53	Pass	Beyah, Malcolm from Craddock, Joe	Maryland
52	Pass	Beyah, Malcolm from Craddock, Joe	Kentucky
*46	Pass	Beyah, Malcolm from Craddock, Joe	Troy
*39	Pass	Tanner, Phillip from Honeycutt, P.	Louisville
37	KR	Gee, Desmond	ASU
37	KR	Gee, Desmond	ASU
36	Pass	Honeycutt, P. from Craddock, Joe	Florida Atlantic
33	KR	Gee, Desmond	Troy
33	KR	Gee, Desmond	FIU
*32	Pass	Beyah, Malcolm from Craddock, Joe	Florida Atlantic
31	KR	Beyah, Malcolm	Louisville
31	Pass	Honeycutt, P. from Craddock, Joe	ASU
30	Pass	Cannon, Michael from Craddock, Joe	Maryland
29	Pass	Gee, Desmond from Craddock, Joe	Kentucky
29	KR	Gee, Desmond	FIU
28	Pass	Ingle, Alvin from DeFatta, David	Maryland
28	KR	Gee, Desmond	Florida Atlantic
28	Pass	Caldwell, Wes from Dasher, Dwight	FIU
27	Pass	Beyah, Malcolm from Craddock, Joe	Florida Atlantic
27	KR	Gee, Desmond	FIU
26	KR	Gee, Desmond	Maryland
*25	Pass	Honeycutt, P. from Craddock, Joe	Florida Atlantic
25	INT	Carmichael, D.	Maryland
23	KR	Tanner, Phillip	Kentucky
*22	Pass	Beyah, Malcolm from Craddock, Joe	Kentucky
22	Pass	Beyah, Malcolm from Craddock, Joe	Kentucky
21	KR	Tanner, Phillip	ASU
21	Pass	Beyah, Malcolm from Craddock, Joe	Florida Atlantic
21	KR	Tanner, Phillip	Louisville
20	Pass	Honeycutt, P. from Craddock, Joe	Florida Atlantic
20	Pass	McDonald, S. from Craddock, Joe	Troy
20	KR	Tanner, Phillip	Louisville
20	FGR	Riley, Ted	Kentucky

* touchdown scored on play

■ GAME-OPENING DRIVES

OPPONENT	MIDDLE TENNESSEE				OPPONENTS			
	PTS	1ST DNS	YDS	RES	PTS	1ST DNS	YDS	RES
Troy	0	2	17	Punt	0	0	6	Punt
Maryland	7	3	80	TD	7	1	71	TD
Kentucky	0	1	16	Punt	0	0	-8	Punt
Arkansas State	0	2	38	MFG	0	1	21	Punt
Florida Atlantic	0	0	5	Punt	7	2	80	TD
FIU	3	1	31	FG	0	0	-2	Punt
Louisville	0	4	42	Punt	0	0	2	INT
Mississippi State								
Louisiana-Monroe								
WKU								
North Texas								
Louisiana-Lafayette								

■ SECOND HALF-OPENING DRIVES

OPPONENT	MIDDLE TENNESSEE				OPPONENTS			
	PTS	1ST DNS	YDS	RES	PTS	1ST DNS	YDS	RES
Troy	0	0	-12	Punt	7	3	79	TD
Maryland	0	1	15	Punt	0	3	56	MFG
Kentucky	0	0	8	Punt	0	4	47	MFG
Arkansas State	0	0	9	Punt	7	4	74	TD
Florida Atlantic	0	3	53	Downs	0	3	48	Punt
FIU	0	0	1	INT	7	3	76	TD
Louisville	0	0	6	Punt	0	2	52	Downs
Mississippi State								
Louisiana-Monroe								
WKU								
North Texas								
Louisiana-Lafayette								

■ THREE-AND-OUT

	MIDDLE TENNESSEE DRIVES/3-AND-OUT	OPPONENT DRIVES/3-AND-OUT
Troy	15/6	15/5
Maryland	13/3	12/3
Kentucky	15/5	15/5
Arkansas State	11/4	11/2
Florida Atlantic	13/5	13/2
Florida International	15/5	13/5
Louisville	12/6	12/3
Mississippi State		
Louisiana-Monroe		
WKU		
North Texas		
Louisiana-Lafayette		
TOTALS		

■ THIRD-DOWN CONVERSIONS

BY QUARTER	1	2	3	4	TOTAL
Middle Tennessee	12-29	11-34	10-28	6-23	39-114
Percentage	.414	.324	.357	.261	.342
Opponents	9-23	11-27	15-28	12-29	47-107
Percentage	.391	.407	.536	.414	.439

WHO CONVERTED FOR MT: Tanner 10, Craddock 5, Beyah 5, Caldwell 5, Dasher 4, Gee 4, McDonald 2, Honeycutt 2, King 2

MIDDLE TENNESSEE SUPERLATIVES

INDIVIDUAL

Rushes: 22, Phillip Tanner vs Maryland
Yards Rushing: 79, Phillip Tanner vs FIU
TD Rushes: 2, Phillip Tanner vs FIU
Long Rush: 18, Phillip Tanner vs Troy
Pass attempts: 40, Joe Craddock vs Maryland
Pass completions: 28, Joe Craddock vs Maryland
Yards Passing: 352, Joe Craddock vs Kentucky
TD Passes: 2, Joe Craddock vs Maryland, Kentucky, FAU
Long Pass: 62, Joe Craddock vs Kentucky
Receptions: 11, Patrick Honeycutt vs ASU
Yards Receiving: 117, Malcolm Beyah vs Kentucky
TD Receptions: 1, by eight players
Long Reception: 62, Desmond Gee vs Kentucky
Field Goals: 2, Alan Gendreau vs FIU
Long Field Goal: 42, Alan Gendreau vs Louisville
Punts: 8, David DeFatta vs Kentucky, FAU
Punting Avg: 45.2, David DeFatta vs Arkansas State
Long Punt: 57, David DeFatta vs Kentucky
Long Punt Return: 11, Patrick Honeycutt vs Maryland
Long Kickoff Return: 37, Desmond Gee vs ASU
Tackles: 12, Jeremy Kellem vs Kentucky; Danny Carmichael vs Louisville
Sacks: 1.0, by eight players
Tackles For Loss: 2.0, by four players
Interceptions: 1, six players

TEAM

	HIGH	LOW
Rushes	50 (Troy)	23 (Kentucky)
Yards Rushing	171 (FIU)	31 (Kentucky)
TD Rushes	2 (FIU)	0 (Kentucky, FAU, UL)
Pass Attempts	41 (Maryland)	27 (FIU)
Pass Completions	29 (Maryland)	14 (FIU)
Yards Passing	352 (Kentucky)	72 (FIU)
TD Passes	2 (Maryland, Kentucky, FAU, UL)	0 (FIU)
Total Plays	84 (Troy)	60 (Kentucky)
Total Offense	402 (Maryland)	243 (FIU)
Points	24 (Maryland)	14 (Kentucky, ASU, FAU)
Sacks By	3 (Maryland, FAU)	0 (KY, ASU, FIU, UL)
First Downs	21 (Maryland)	13 (Kentucky, FAU)
Penalties	10 (Louisville)	4 (FIU)
Penalty Yards	87 (Louisville)	31 (FIU)
Turnovers	3 (FIU)	0 (Louisville)
Interceptions By	2 (FAU, Louisville)	0 (MD, UK, ASU)



■ Joe Craddock



■ Phillip Tanner


OPPONENT SUPERLATIVES

INDIVIDUAL

Rushes: 20, Brock Bolen, Louisville
Yards Rushing: 161, Vic Anderson, Louisville
TD Rushes: 3, Brock Bolen, Louisville
Long Rush: 88, Vic Anderson, Louisville
Pass attempts: 47, Mike Hartline, Kentucky
Pass completions: 28, Mike Hartline, Kentucky
Yards Passing: 292, Corey Leonard, ASU
TD Passes: 3, Corey Leonard, ASU
Long Pass: 80, Chris Turner, Maryland
Receptions: 12, Dicky Lyons, Kentucky
Yards Receiving: 90, Darrius Heyward-Bey, Maryland
TD Receptions: 1, by six players
Long Reception: 80, Darrius Heyward-Bey, Maryland
Field Goals: 2, Lones Sieber, Kentucky
Long Field Goal: 40, Lones Sieber, Kentucky
Punts: 5, W. Goggans, Troy; Brett Shrable, ASU; K. Peterson, FAU; Carlos Munera, FIU
Punting Avg: 52.7, Tim Masthay, Kentucky
Long Punt: 56, Tim Masthay, Kentucky; Cory Goettsche, Louisville
Long Punt Return: 24, T.Y. Hilton, FIU
Long Kickoff Return: 40, Derrick Locke, Kentucky; T.Y. Hilton, FIU
Tackles: 14, Bear Woods, Troy
Sacks: 2.0, Bear Woods, Troy; A. Carrington, ASU
Tackles For Loss: 3.0, Bear Woods, Troy
Interceptions: 2, Anthony Gaitor, FIU

TEAM

	HIGH	LOW
Rushes	45 (Louisville)	25 (Maryland)
Yards Rushing	247 (Louisville)	102 (Kentucky)
TD Rushes	4 (Louisville)	0 (Kentucky)
Pass Attempts	48 (Kentucky)	27 (FAU)
Pass Completions	28 (Kentucky)	13 (FIU)
Yards Passing	292 (ASU)	136 (Troy)
TD Passes	3 (ASU)	1 (Troy, MD, FIU, UL)
Total Plays	83 (Kentucky)	54 (Maryland)
Total Offense	440 (ASU)	300 (Troy)
Points	42 (Louisville)	13 (FAU)
Sacks By	5 (Troy)	0 (Maryland, Kent.)
First Downs	22 (ASU)	15 (Maryland)
Penalties	9 (FIU)	4 (Troy)
Penalty Yards	68 (FIU)	29 (Troy)
Turnovers	4 (Troy, FAU)	1 (Kentucky)
Interceptions By	2 (ASU, FIU)	0 (Maryland, FAU)



■ David DeFatta



■ Patrick Honeycutt


■ THE LAST TIME

MIDDLE TENNESSEE

SHUT OUT AN OPPONENT: September 30, 2006, at North Texas. Score: 35-0
RUSHED FOR MORE THAN 300 YARDS: November 30, 2002, vs Utah State (316 yards)
RUSHED FOR MORE THAN 400 YARDS: November 7, 1998, vs Tennessee-Martin (469 yards)
PASSED FOR MORE THAN 300 YARDS: September 12, 2008 vs Kentucky (352 yards)
HAD MORE THAN 500 YARDS TOTAL OFFENSE: September 6, 2007, vs Louisville (555 yards)
HAD MORE THAN 600 YARDS TOTAL OFFENSE: October 6, 2001, vs Idaho (685 yards)
SCORED MORE THAN 50 POINTS: November 15, 2003, vs Louisiana-Lafayette (51 points)
SCORED ON ITS FIRST PLAY FROM SCRIMMAGE: November 18, 2006 vs South Carolina (Clint Marks to Desmond Gee for 73 yards)
FAILED TO HAVE AT LEAST 150 YARDS OF TOTAL OFFENSE: September 15, 2007 vs LSU (90 yards)
FAILED TO RUSH FOR MORE THAN 100 YARDS: September 30, 2008 vs FAU (29 carries, 55 yards)
FAILED TO PASS FOR MORE THAN 100 YARDS: October 11, 2008 vs FIU (72 yards)
HELD AN OPPONENT TO LESS THAN 100 YARDS RUSHING: October 27, 2007, vs North Texas (87 yards)
HELD AN OPPONENT TO LESS THAN 100 YARDS PASSING: September 30, 2006, at North Texas (63 yards)
HELD AN OPPONENT TO LESS THAN 200 YARDS TOTAL OFFENSE: October 20, 2007, vs Arkansas State (138 yards)
HELD AN OPPONENT TO LESS THAN 300 YARDS TOTAL OFFENSE: October 20, 2007, vs Arkansas State(138 yards)
RETURNED A KICKOFF FOR A TOUCHDOWN: November 3, 2007 vs ULM (Bradley Robinson - 89 yards)
RETURNED OPENING KICKOFF FOR A TOUCHDOWN: October 6, 2006 vs Louisville (Damon Nickson - 88 yards)
RETURNED A PUNT FOR A TOUCHDOWN: September 11, 2004 vs Akron (Kerry Wright - 75 yards)
RETURNED A BLOCKED PUNT FOR A TOUCHDOWN: September 1, 2007 vs FAU (Michael Cannon - 32 yards)
BLOCKED AN OPPONENT PUNT: October 27, 2007 vs North Texas (Michael Cannon)
BLOCKED A FIELD GOAL: September 13, 2008 vs Kentucky (Alex Suber)
RETURNED A PASS INTERCEPTION FOR A TOUCHDOWN: October 18, 2008 vs Louisville (Jeremy Kellem - 14 yards)
RETURNED A FUMBLE FOR A TOUCHDOWN: October 20, 2007 vs Arkansas State (Rod Issac - 42 yards)
SCORED A SAFETY: October 27, 2007, vs North Texas (twice)
SCORED A 2-POINT CONVERSION: October 11, 2008 vs FIU (Dwight Dasher run)
SCORED ON OFFENSE, DEFENSE AND SPECIAL TEAMS: November 4, 2006 vs Florida Atlantic
PLAYER RUSHED FOR MORE THAN 100 YARDS: October 13, 2007, vs Memphis (Dwight Dasher - 180 yards)
TWO PLAYERS RUSHED FOR MORE THAN 100 YARDS: Nov. 2, 2002, vs New Mexico St. (Dwone Hicks 120 yds & ReShard Lee 116 yds)
PLAYER RUSHED FOR MORE THAN 200 YARDS: November 4, 2006, vs Florida Atlantic (Eugene Gross - 208 yards)
PLAYER HAD 100 OR MORE YARDS RECEIVING: September 30, 2008 (Patrick Honeycutt - 113 yards)
TWO PLAYERS HAD 100 OR MORE RECEIVING YARDS: September 13, 2008 (Desmond Gee (106) & Malcolm Beyah (117))
PLAYED AN OVERTIME GAME: November 15, 2003 vs Louisiana-Lafayette (ULL 57, MT 51)

OPPONENT

MIDDLE TENNESSEE WAS SHUT OUT: September 15, 2007 vs LSU. Score: 44-0
RUSHED FOR MORE THAN 250 YARDS: November 20, 2007, by Troy (263 yards)
RUSHED FOR MORE THAN 400 YARDS: September 12, 1992, by Nebraska (490 yards)
PASSED FOR MORE THAN 300 YARDS: September 15, 2007 vs LSU (307 yards)
PASSED FOR MORE THAN 400 YARDS: September 6, 2007 by Louisville (401 yards)
HAD MORE THAN 500 YARDS TOTAL OFFENSE: November 20, 2007 vs Troy (551 yards)
HAD MORE THAN 600 YARDS TOTAL OFFENSE: November 3, 2007 vs ULM (624 yards)
HELD MT TO LESS THAN 100 YARDS OF TOTAL OFFENSE: September 15, 2007 vs LSU (90 yards)
HELD MT TO LESS THAN 50 TOTAL RUSHING YARDS: September 20, 2008 vs Arkansas State (44 yards)
HELD MT TO LESS THAN 100 TOTAL PASSING YARDS: October 11, 2008 vs FIU (72 yards)
SCORED 50 POINTS: September 6, 2007 by Louisville: Score: 58-42
RETURNED A KICKOFF FOR A TOUCHDOWN: October 9, 1999, by Arkansas (Cedric Cobbs - 95 yards)
RETURNED A PUNT FOR A TOUCHDOWN: September 23, 2006, by Oklahoma (Reggie Smith - 61 yards)
RETURNED A BLOCKED PUNT FOR A TOUCHDOWN: October 18, 2008, Louisville (Johnny Patrick)
BLOCKED A PUNT: October 18, 2008, Louisville (Keith Baker)
BLOCKED A FIELD GOAL: October 6, 2007, by Virginia (Chris Long)
RETURNED A PASS INTERCEPTION FOR A TOUCHDOWN: October 11, 2008, by FIU (Anthony Gaitor - 27 yards)
SCORED A SAFETY: September 3, 2005 by Alabama



2008 PARTICIPATION CHART

No.	Name	GP/GS	Troy	UM	UK	ASU	FAU	FIU	UL	MSU	ULM	WKU	NT	ULL
19	Banks, Andrew	1/-	XXX					
4	Beyah, Malcolm	7/5	XXX	XXX	START	START	START	START	START					
50	Boss, Colin	7/4	START	START	START	XXX	XXX	XXX	START					
33	Brown, Kevin	7/5	XXX	XXX	START	START	START	START	START					
81	Caldwell, Wes	7/7	START	START	START	START	START	START	START					
13	Cannon, Michael	2/2	START	START					
77	Cardaci, Derek	7/-	XXX	XXX	XXX	XXX	XXX	XXX	XXX					
44	Carmichael, D.	7/7	START	START	START	START	START	START	START					
26	Carson, Jawan	7/-	XXX	XXX	XXX	XXX	XXX	XXX	XXX					
51	Carter, SaCoby	2/-	XXX	XXX					
29	Clemons, Lonnie	6/5	...	START	START	START	START	XXX	START					
12	Craddock, Joe	7/7	START	START	START	START	START	START	START					
24	Crumpton, D.	7/-	XXX	XXX	XXX	XXX	XXX	XXX	XXX					
9	Dasher, Dwight	5/1	START	XXX	XXX	XXX	XXX					
52	Davis, Antwan	7/-	XXX	XXX	XXX	XXX	XXX	XXX	XXX					
59	Davis, Darin	4/-	XXX	XXX	XXX	XXX					
37	DeFatta, David	7/-	XXX	XXX	XXX	XXX	XXX	XXX	XXX					
16	Delle Donne, G.	7/2	XXX	XXX	XXX	XXX	START	XXX	START					
74	Fisher, Mark	7/7	START	START	START	START	START	START	START					
2	Gee, Desmond	6/6	START	START	START	START	START	START	...					
38	Gendreau, Alan	7/-	XXX	XXX	XXX	XXX	XXX	XXX	XXX					
8	Glover, Anthony	7/2	START	START	XXX	XXX	XXX	XXX	XXX					
89	Goodson, T.	2/1	START	XXX					
28	Gregory, Josh	7/-	XXX	XXX	XXX	XXX	XXX	XXX	XXX					
40	Hale, Wesley	2/-	...	XXX	...	XXX					
55	Harrington, A.	6/-	XXX	...	XXX	XXX	XXX	XXX	XXX					
75	Hawkins, Chris	3/1	XXX	START	XXX					
27	Hickmon, Ivon	7/7	START	START	START	START	START	START	START					
99	Hill, Antonio	2/-	...	XXX	XXX					
56	Hofacker, Wes	6/6	START	START	START	START	...	START	START					
17	Honeycutt, P.	7/7	START	START	START	START	START	START	START					
82	Ingle, Alvin	3/-	XXX	XXX	XXX					
6	Issac, Rod	5/2	START	XXX	XXX	START	XXX					
97	Jenkins, Trevor	7/7	START	START	START	START	START	START	START					
20	Kellem, Jeremy	7/7	START	START	START	START	START	START	START					
83	King, Eldred	7/2	XXX	START	XXX	XXX	XXX	START	XXX					
35	King, Matt	7/-	XXX	XXX	XXX	XXX	XXX	XXX	XXX					
23	Kyles, D.D.	2/-	...	XXX	XXX					
11	Lattimore, J.	7/1	XXX	XXX	XXX	XXX	START	XXX	XXX					
70	Lewis, Jamal	7/7	START	START	START	START	START	START	START					
42	Longoria, Jacob	7/1	XXX	XXX	XXX	START	XXX	XXX	XXX					
43	Loreus, Gorby	6/-	...	XXX	XXX	XXX	XXX	XXX	XXX					
1	McClover, Chris	7/-	XXX	XXX	XXX	XXX	XXX	XXX	XXX					
98	McCoy, Chris	7/-	XXX	XXX	XXX	XXX	XXX	XXX	XXX					
39	McDaniel, Spike	4/-	XXX	XXX	XXX	XXX					
15	McDonald, S.	7/-	XXX	XXX	XXX	XXX	XXX	XXX	XXX					
86	McLeod, Byron	4/-	XXX	XXX	XXX	XXX					
60	McLeroy, B.	7/2	XXX	XXX	XXX	XXX	START	START	XXX					
22	Neal, Sherman	4/-	XXX	XXX	XXX	XXX	...					
91	Perez, Emmanuel	7/6	XXX	START	START	START	START	START	START					
92	Perry, Brandon	7/-	XXX	XXX	XXX	XXX	XXX	XXX	XXX					
95	Presley, J.	6/-	XXX	XXX	XXX	XXX	XXX	XXX	...					
25	Riley, Ted	7/7	START	START	START	START	START	START	START					
30	Robinson, Cam	7/-	XXX	XXX	XXX	XXX	XXX	XXX	XXX					
47	Smith, Dwight	7/7	START	START	START	START	START	START	START					
41	Stephens, John	7/-	XXX	XXX	XXX	XXX	XXX	XXX	XXX					
65	Stuart, Alex	6/-	XXX	XXX	XXX	XXX	...	XXX	XXX					
7	Suber, Alex	7/7	START	START	START	START	START	START	START					
21	Tanner, Phillip	7/2	XXX	XXX	START	XXX	XXX	XXX	START					
72	Thompson, Mark	7/7	START	START	START	START	START	START	START					
94	Tucker, Gary	6/-	XXX	XXX	...	XXX	XXX	XXX	XXX					
3	Udell, Marcus	5/-	XXX	XXX	...	XXX	XXX	XXX	...					
48	Wade, Adam	7/-	XXX	XXX	XXX	XXX	XXX	XXX	XXX					
46	Washington, N.	3/-	XXX	XXX	XXX					
78	Williams, Mike	7/7	START	START	START	START	START	START	START					

Career Games Played/Started					
No.	Name	Career GP-GS	2007 GP-S	2006 GP-S	2005 GP-S
1	C. McClover	7-0			
2	D. Gee	30-16	11-7	13-3	
3	M. Udell	5-0			
4	M. Beyah	7-5			
5	H. Johnson	0-0			
6	R. Issac	16-8	11-6		
7	A. Suber	33-22	12-11	11-4	3-0
8	A. Glover	41-7	12-5	11-0	11-0
9	D. Dasher	15-8	10-7		
10	B. Burnette	0-0			
11	J. Lattimore	7-1			
12	J. Craddock	25-13	8-6	10-0	0-0
13	M. Cannon	23-3	12-0	7-0	2-1
15	S. McDonald	7-0			
16	G. Delle Donne	14-2	7-0		
17	P. Honeycutt	19-16	12-9		
19	A. Banks	1-0	0-0		
20	J. Kellem	19-12	12-5		
21	P. Tanner	29-3	9-1	13-0	
23	D.D. Kyles	2-0			
24	D. Crumpton	7-0			
25	T. Riley	19-7	12-0		
26	J. Carson	7-0			
27	I. Hickmon	19-7	12-0		
28	J. Gregory	19-0	12-0		
29	L. Clemons	40-19	11-9	12-5	11-0
30	C. Robinson	26-0	7-0	12-0	
31	D. Guerra	0-0			
32	S. Neal	4-0			
33	K. Brown	16-5	9-0		
34	M. Branton	5-0	5-0		
35	M. King	29-0	11-0	11-0	
37	D. DeFatta	19-0	12-0		
38	A. Gendreau	7-0			
39	S. McDaniel	4-0			
40	W. Hale	2-0			
41	Stephens	26-0	1-0	11-0	7-0
42	J. Longoria	18-7	11-6		
43	G. Loreus	6-0			
44	D. Carmichael	30-17	12-10	11-0	
45	J. Crittenton	0-0			
46	N. Washington	3-0			
47	D. Smith	17-7	10-0		
48	A. Wade	18-0	11-0		
49	A. Wicker	4-0	4-0		
50	C. Boss	7-4			
51	S. Carter	2-0			
52	A. Davis	18-0	11-0		
54	Rogeric Govan	0-0			
55	A. Harrington	16-2	10-2		
56	W. Hofacker	30-27	11-10	13-11	
60	B. McLeroy	7-2			
62	E. Lettsome	2-0	2-0		
65	A. Stuart	6-0			
70	J. Lewis	19-17	12-10		
71	J. Padrick	0-0			
72	M. Thompson	32-26	12-12	13-7	0-0
73	T. Lilienthal	0-0			
74	Mark Fisher	19-17	12-10		
75	C. Hawkins	6-1	3-0		
77	D. Cardaci	7-0			
78	M. Williams	7-7			
80	C. Johnson	0-0			
81	W. Caldwell	13-7	6-0		
82	A. Ingle	14-0	9-0	2-0	
83	E. King	7-4			
86	B. McLeod	4-0			
88	M. Thurmond	0-0			
89	T. Goodson	2-1			
91	E. Perez	18-6	11-0		
92	B. Perry	25-0	2-0	8-0	8-0
94	G. Tucker	18-0	11-0		
95	J. Presley	26-1	2-0	13-1	5-0
97	T. Jenkins	42-32	12-12	13-13	10-0
98	C. McCoy	28-3	10-3	11-0	
99	A. Hill	2-0			

DEFENSIVE STATISTICS FROM COACHES REVIEW OF GAME FILM

LEADERS	GP	-----Tackles-----			For Loss	-Sacks- No.	---Pass Def---		QBH	QBKnock	-Fumbles-		FF	Blkd Kick
		UT	AT	Total			Int	PD			Rcv			
20 Jeremy Kelleme	7	40	30	70	3	0	2	3	0	0	2	2	0	
44 D. Carmichael	7	43	27	70	4	1	1	1	1	2	0	2	0	
27 Ivon Hickmon	7	34	28	62	9	1	2	0	5	5	0	0	0	
33 Kevin Brown	7	31	17	48	0	0	1	2	1	0	0	0	0	
91 Emmanuel Perez	7	15	16	31	2	0	0	0	0	1	0	0	0	
29 Lonnie Clemons	6	18	13	31	2	1	0	0	5	3	0	0	0	
7 Alex Suber	7	18	7	25	1	1	2	6	0	0	0	0	1	
56 Wes Hofacker	6	11	14	25	0	0	0	0	2	3	0	0	0	
97 Trevor Jenkins	7	16	7	23	3	1	0	0	4	1	0	0	0	
98 Chris McCoy	7	10	12	22	0	0	0	0	3	2	1	0	0	
8 Anthony Glover	7	15	7	22	2	0	0	1	0	0	1	1	0	
47 Dwight Smith	7	12	9	21	2	1	0	1	3	1	0	0	0	
11 Jamari Lattimore	7	12	6	18	0	0	0	2	6	1	0	0	0	
25 Ted Riley	7	9	5	14	0	0	1	3	0	0	0	0	0	
95 Jonathan Presley	6	6	7	13	1	0	0	0	0	0	0	0	0	
55 Andrew Harrington	6	6	7	13	2	0	0	0	0	0	1	0	0	
92 Brandon Perry	7	5	3	8	1	0	0	0	3	1	1	0	0	
6 Rod Issac	5	5	3	8	0	0	0	0	0	0	0	0	0	
94 Gary Tucker	6	4	2	6	0	0	0	0	1	0	0	0	0	
30 Cam Robinson	7	0	2	4	0	0	0	0	0	0	0	0	0	
24 Derrick Crumpton	7	1	2	3	1	1	0	1	0	0	0	0	0	
3 Marcus Udell	5	3	0	2	0	0	0	0	0	0	0	0	0	
52 Antwan Davis	7	0	0	0	0	0	0	0	0	0	0	0	0	
46 N. Washington	3	0	0	0	0	0	0	0	0	0	1	0	0	
TOTALS	7	314	224	538	32	7	9	20	34	20	7	5	1	

Troy 31, Middle Tennessee 17

Aug. 28, 2008 □ Floyd Stadium □ Murfreesboro, TN

by Adam Sparks, Daily News Journal

MURFREESBORO, Tenn. - Deja vu nearly changed hands at MTSU Thursday night.

But the Blue Raiders' dramatic rally — similar to the one Troy handed them two years ago — was not to be. MTSU lost 31-17 to Troy in the season and Sun Belt opener.

Trailing 24-3 in the fourth quarter, MTSU scored two quick touchdowns in less than three minutes. But the Trojans answered with a time-consuming scoring drive to stave off a late collapse.

For a moment, MTSU's run was reminiscent of Troy's miraculous comeback in its last trip to MTSU when the Trojans rallied from a 13-point deficit in the final two minutes, 19 seconds to win 22-21.

"I was telling the guys the whole game, especially the offense, that Troy was getting tired," MTSU quarterback Joe Craddock said. "I still thought we were in good shape and that we could do something in the fourth quarter."

Craddock tossed a 46-yard touchdown pass to freshman Malcolm Beyah with 9:04 remaining in the game. Then MTSU linebacker Danny Carmichael recovered a Troy fumble, and the Blue Raiders scored on Phillip Tanner's 3-yard run.

Troy soured MTSU's comeback with a 79-yard drive, ending with DuJuan Harris' 13-yard touchdown run with 2:32 remaining.

But MTSU's grasp on the game was too loose early on.

A pair of early dropped passes — one each on offense and defense — were indicative of MTSU's night.

Freshman wideout Sancho McDonald dropped a potential game-tying touchdown pass on MTSU's third possession. And defensive end Chris McCoy bobbled and dropped a possible interception and sure touchdown return a few minutes later.

Neither grab was easy, but the Blue Raiders made them look harder than they were. Such was the theme of MTSU's season-opening loss in front of a crowd of 22,307 — the sixth largest in Floyd Stadium history.

"We had plenty of opportunities to win the game," MTSU coach Rick Stockstill said.

The Trojans weren't immensely better than MTSU, but they were far more opportunistic.

Troy put up 17 points on only 78 total yards in the first half, and two of its scoring drives went just three and four yards.

Meanwhile, MTSU turned 137 yards in the first half into only three points, falling behind 17-3 at halftime. MTSU forced three Troy turnovers in the first three quarters, but didn't score a single point off them.

Troy's punter mishandled a bouncing snap and fumbled the ball, giving MTSU possession at the Trojans' 21-yard line midway through the second quarter. The Blue Raiders had first-and-goal from the 3-yard line, but botched the remainder of the possession. Quarterback Dwight Dasher, who was the backup behind Craddock until that point, gained one yard on two rushes and then fumbled on fourth-and-goal from the 3.

Troy's Steve McLendon scooped the fumble and rumbled 67 yards. The Trojans kicked a field goal four plays later for a potential 10-point swing.


MTSU went scoreless in the third quarter despite forcing two Troy turnovers in the period. The Blue Raiders recovered a Troy fumble, but went three-and-out.

Then MTSU linebacker Ivon Hickmon picked off a pass, but Troy answered with its second goal-line stand of the night. MTSU had first-and-goal from the 5-yard line, but four straight runs left the Blue Raiders one yard shy of the end zone.

"We showed up and played a full four quarters," Troy linebacker Boris Lee said. "We had our backs against the wall, and we played."

"We have been waiting for this moment for a very long time and to finally get the opportunity feels great." Craddock was 20-of-32 passing for 200 yards, one touchdown and one interception. McDonald had a game-high six receptions for 65 yards. Safety Jeremy Kellem led MTSU with seven tackles.

"Overall I'm disappointed, but I'm not discouraged a bit," Stockstill said. "This team showed a lot of character, a lot of guts, a lot of fight. I told them after (the game) that if they keep doing that, they've got a chance to be a dang good team."



Scoring Summary

Score by Quarters	1	2	3	4	F
Troy	7	10	7	7	31
Middle Tennessee	3	0	0	14	17

1st Quarter

09:42 TROY Hampton, J. 4 yd run (Glusman, S. kick)
03:43 MT Gendreau, Alan 22 yd field goal

2nd Quarter

11:40 TROY Harris, D. 5 yd pass from Hampton, J. (Glusman, S. kick)
00:59 TROY Glusman, S. 35 yd field goal

3rd Quarter

13:11 TROY Harris, D. 33 yd run (Glusman, S. kick)

4th Quarter

09:04 MT Beyah, Malcolm 46 yd pass from Craddock, Joe (Gendreau, Alan kick)
06:44 MT Tanner, Phillip 3 yd run (Gendreau, A. kick)
02:32 TROY Harris, D. 13 yd run (Glusman, S. kick)

	Troy	MT
FIRST DOWNS	16	20
RUSHES-YARDS (NET)	36-164	50-84
PASSING YDS (NET)	136	200
Passes Att-Comp-Int	28-17-1	34-20-1
TOTAL OFFENSE PLAYS-YARDS	64-300	84-284
Fumble Returns-Yards	1-67	0-0
Punt Returns-Yards	4-35	0-0
Kickoff Returns-Yards	4-60	4-67
Interception Returns-Yards	1-18	1-11
Punts (Number-Avg)	5-37.8	6-40.2
Fumbles-Lost	3-3	1-1
Penalties-Yards	4-29	5-53
Possession Time	24:06	35:54
Third-Down Conversions	4 of 13	6 of 19
Fourth-Down Conversions	0 of 1	0 of 4
Red-Zone Scores-Chances	4-4	2-4
Sacks By: Number-Yards	5-47	2-9

RUSHING: Troy-Harris, D. 19-148; Hampton, J. 11-41; Jernigan, J. 2-1; Greer, M. 2-1; TEAM 3-minus 28. Middle Tennessee-Tanner, Phillip 16-61; Gee, Desmond 18-60; Craddock, Joe 11-minus 14; Dasher, Dwight 5-minus 23.

PASSING: Troy-Hampton, J. 17-28-1-136. Middle Tennessee-Craddock, Joe 20-32-1-200; Dasher, Dwight 0-2-0-0.

RECEIVING: Troy-Jernigan, J. 6-43; Burton, K. 5-57; Marcum, Z. 2-15; Terry, M. 1-6; Turner, F. 1-6; Harris, D. 1-5; Bray, J. 1-4. Middle Tennessee-McDonald, S. 6-65; Cannon, Michael 5-38; Caldwell, Wes 4-34; Beyah, Malcolm 2-44; King, Eldred 2-9; Tanner, Phillip 1-10.

INTERCEPTIONS: Troy-Lee, B. 1-18. Middle Tennessee-Hickmon, Ivon 1-11.

FUMBLES: Troy-Harris, D. 1-1; TEAM 1-1; Jernigan, J. 1-1. Middle

Attendance: 22,307
Total elapsed time: 3:07
Weather: Fair
Temperature: 87

Middle Tennessee 24, Maryland 14

Sept. 6, 2008 □ Floyd Stadium □ Murfreesboro, TN

by Adam Sparks, Daily News Journal

MURFREESBORO, Tenn. - MTSU's finest moment finally arrived at Floyd Stadium Saturday night.

The Blue Raiders upset Maryland 24-14 as 22,605 blue-clad fans witnessed arguably MTSU's biggest win in school history — certainly the best at home.

"At Middle Tennessee, we've been close before and we've been right there on the edge," MTSU coach Rick Stockstill said. "The fans have wanted to rush the field and to celebrate like that, so I'm happy we gave them a reason tonight."

MTSU's frustrations over past losses in pivotal home games was snapped with a signature victory and an accompanying herd of fans who rushed the field at Floyd Stadium.

It marked the first home win over a major conference opponent in MTSU's FBS era (formerly Division I-A).

"Our fans have wanted a big one at home for years," MTSU quarterback Joe Craddock said. "They wanted to do it against Troy and in other big games and to see them ready to tear down

the goal posts before and then get their hearts broken, that was tough.

"But all of the sudden, it happened tonight. This is a great night for the Middle Tennessee football program." MTSU (1-1) never trailed in the game and held onto its lead through a scoreless fourth quarter.

Maryland threatened to cut the Blue Raiders' lead with a late drive, but MTSU cornerback Alex Suber snagged an interception in the end zone with 2:19 remaining to seal the victory.

"I'm a smaller guy (5-foot-9) and I knew they'd come at me trying to get that touchdown," Suber said. "But I made a play to get us off the field. We made a lot of those in this one."

MTSU picked off three Maryland passes, two of which prevented Terps' touchdowns and another that set up a Blue Raiders' score.

Linebacker Danny Carmichael's interception, the first of his career, led to Phillip Tanner's 1-yard TD run three plays later to put MTSU ahead 17-7 in the third quarter. Cornerback Ted Riley's interception, also his first career pick, was made at the 1-yard line to keep the Terps from paydirt.

Offensively, MTSU controlled the game's tempo.

The Blue Raiders maintained possession for nearly two-thirds of the game and ran 82 plays to Maryland's 54 snaps. MTSU's first two scoring drives took a combined 27 plays while Maryland's defense was bludgeoned.

"I thought we dominated the game," Stockstill said. "I think offensively, we dominated their defense. We're in great shape, great condition, and you could see that

they were getting tired. I thought we dominated the game, and every time they made a score we answered the bell."

Craddock was 28-of-40 passing for 256 yards, connecting with 10 different receivers on the night. He hit freshman wideouts Sancho McDonald and Malcolm Beyah on two touchdown passes — the latter coming as Beyah made a cut in the open field, lost his shoe and still sprinted past the Maryland secondary with a socked foot.

"I caught it and he grabbed my leg. I lost my shoe, but I kept running," Beyah said. "I still had to score."

Maryland scored on two big plays, a 63-yard run by Da'Rel Scott and an 80-yard pass from Chris Turner to Darius Heyward-Bey. But the Terps labored the remainder of the night against a relentless MTSU defense that made five tackles for loss and three sacks.

"We didn't do a very good job coaching or playing," Maryland coach Ralph Friedgen said. "We didn't do a good job at

all. We are embarrassed with the way we played tonight. Middle Tennessee played very well and really outplayed us."



Scoring Summary

Score by Quarters	1	2	3	4	F
Maryland	7	0	7	0	14
Middle Tennessee	7	3	14	0	24

1st Quarter

09:04 MT McDonald 5 pass from Craddock (Gendreau kick)

8:14 MD Scott 63 run (Egekeze kick)

2nd Quarter

6:24 MT Gendreau 31 FG

3rd Quarter

7:45 MT Tanner 1 run (Gendreau kick)

2:15 MD Heyward-Bey 80 pass from Turner (Egekeze kick)

:22 MT Beyah 53 pass from Craddock (Gendreau kick)

	UM	MT
FIRST DOWNS	15	21
RUSHES-YARDS (NET)	25-146	41-118
PASSING YDS (NET)	211	284
Passes Att-Comp-Int	29-14-3	41-29-0
TOTAL OFFENSE PLAYS-YARDS	54-357	82-402
Fumble Returns-Yards	0-0	0-0
Punt Returns-Yards	2-5	1-11
Kickoff Returns-Yards	4-86	2-44
Interception Returns-Yards	0-0	3-25
Punts (Number-Avg)	4-42.8	4-42.0
Fumbles-Lost	2-0	1-1
Penalties-Yards	5-42	8-62
Possession Time	20:11	39:49
Third-Down Conversions	5 of 11	8 of 20
Fourth-Down Conversions	0 of 1	3 of 4
Red-Zone Scores-Chances	0-2	3-3
Sacks By: Number-Yards	0-0	3-20

RUSHING: Maryland-Scott 11-123; Portis 6-31; Meggett 2-2; Turner 6-minus 10. Middle Tennessee-Tanner, Phillip 22-61; Craddock, Joe 9-28; Beyah, Malcolm 1-16; Gee, Desmond 8-13; Kyles, D.D. 1-0.

PASSING: Maryland-Turner 13-28-3-207; Portis 1-1-0-4. Middle Tennessee-Craddock, Joe 28-40-0-256; DeFatta, David 1-1-0-28.

RECEIVING: Maryland-Heyward-Bey 3-90; Gronkowski 2-23; Oquendo 2-20; Scott 2-18; L. Watson 1-29; Tyler 1-20; Cannon 1-12; Jackson 1-2; I. Williams 1-minus 3. Middle Tennessee-Caldwell, Wes 6-32; Beyah, Malcolm 4-94; King, Eldred 4-30; McDonald, S. 4-15; McClover, Chris 3-21; Gee, Desmond 3-2; Honeycutt, P. 2-20; Cannon, Michael 1-30; Ingle, Alvin 1-28; Tanner, Phillip 1-12.

INTERCEPTIONS: Maryland-None. Middle Tennessee-Carmichael, D. 1-25; Riley, Ted 1-0; Suber, Alex 1-0.

FUMBLES: Maryland-Meggett 1-0; Turner 1-0. Middle Tennessee-Gee, Desmond 1-1. Tennessee-Carmichael, D. 1-25; Riley, Ted

Attendance: 22,605

Total elapsed time: 2:44

Weather: Mostly Cloudy

Temperature: 73

Kentucky 20, Middle Tennessee 14

Sept. 13, 2008 □ Commonwealth Stadium □ Lexington, KY

by Adam Sparks, Daily News Journal

LEXINGTON - MTSU failed to trump its greatest win by one yard.

Wide receiver Eldred King caught a tipped pass on a 61-yard Hail Mary toss from Joe Craddock on the last play, but he was tackled at the 1-yard line by Kentucky.

It was the final play of MTSU's 20-14 loss to Kentucky, and it came only one week after the Blue Raiders' upset over Maryland for arguably their greatest victory.

"How would you feel if you just had your guts ripped out," MTSU coach Rick Stockstill said after the loss.

Stockstill's frustrations came from a holding call that negated most of MTSU's return on a blocked field goal on the play just before the Hail Mary pass. Kentucky tried a 33-yard field goal, but MTSU's Alex Suber blocked it and Ted Riley returned it inside the Wildcats' 30-yard line.

But Suber was called for a holding penalty nearly 20 yards behind Riley's run, pushing MTSU back to the Kentucky 38-yard line to run its final play.

Stockstill chased the officials across the field, wanting an explanation for the holding call. After the game, he bit his lip and spoke with caution when asked about the penalty that drastically changed MTSU's position to try a game-winning score.

"They'll fine me a million dollars if I say what I want to say," Stockstill said.

The Hail Mary was thrown near the 20-yard line, where MTSU wideout Malcolm Beyah tipped it and King caught it around the 10-yard line behind several Kentucky defensive backs. He escaped one Kentucky tackler, but was dragged down by another near the goal line in what appeared eerily similar to the 2002 Bluegrass Miracle when LSU completed a game-winning Hail Mary to beat the Wildcats in Commonwealth Stadium.

"That happened here before I got here," Kentucky coach Rich Brooks said. "I'm sure glad it didn't happen again."

The Hail Mary was caught in front of the MTSU fan section in the corner of the north end zone, and Craddock judged its degree of success by the fans' reaction.

"I couldn't see it, but I heard all our fans cheering and everybody else in the stadium went, 'Ahh,'" Craddock said. "So I thought we had a chance, but I guess he was just a little bit short."

Craddock was 21-of-37 passing for 355 yards, two touchdowns and one interception. Desmond Gee had three receptions for 106 yards, all in the first half.

MTSU took a 14-10 lead midway through the third quarter on Craddock's 22-yard touchdown pass to Beyah.

It came after MTSU's Brandon Perry recovered a Kentucky fumble when quarterback Mike Hartline lost his grip on the ball while trying to cock the ball to pass. The Blue Raiders took the ball at the 34-yard line and converted the turnover into a score.

Kentucky answered with a scoring drive that ended on Hartline's 6-yard touchdown pass to Derrick Locke to put the Wildcats ahead 17-14 with 12:20 remaining in the game.

Kentucky kicker Lones Seiber made a 25-yard field with 6:37 remaining to stretch the Wildcats' lead to 20-14.

Both were rare scoring conversions for Kentucky, which missed three field goals and failed to move the ball on MTSU's defense early.

MTSU scored in the first quarter on a 62-yard catch-and-run by Gee on a Craddock toss. Gee came out of the backfield, caught a pass across the middle, scampered down the sideline and tip-toed into the end zone.

Craddock hit Gee twice more for big gains on the same play in the first half to prolong MTSU drives.

The Blue Raiders drove 81 yards on an impressive second-quarter march that included Beyah's 52-yard acrobatic reception over a Kentucky defender. But Alan Gendreau's 25-yard field-goal attempt clanked against the upright and missed to squander a scoring opportunity.

MTSU moved the ball with more proficiency and success than Kentucky in the first half, outgaining the Wildcats by 60 yards. But the Blue Raiders' hand-delivered Kentucky's best scoring chance in the first quarter when wide receiver Sancho McDonald fumbled an end-around handoff, and the Wildcats recovered it at the MTSU 11-yard line.

Kentucky's Maurice Grinter caught a 1-yard touchdown pass from Mike Hartline three plays later. To that point, the Wildcats had only gained nine yards in nine offensive plays in the game and they didn't penetrate the MTSU 20-yard line the rest of the first half.

MTSU's momentum from its first touchdown leveled out after the fumble, and yards didn't come as easily.

Seiber made a 40-yard field goal in the second quarter to put Kentucky ahead 10-7 at halftime.

Hartline was 28-of-47 passing for 254 yards and two touchdowns.



Scoring Summary

Score by Quarters	1	2	3	4	F
Middle Tennessee	7	0	7	0	14
Kentucky	7	3	0	10	20

1st Quarter

9:21 MT Gee 62 pass from Craddock (Gendreau kick)
3:48 UK Grinter 1 pass from Hartline (Seiber kick)

2nd Quarter

4:11 UK Seiber 40 FG

3rd Quarter

7:26 MT Beyah 22 pass from Craddock (Gendreau kick)

4th Quarter

12:20 UK Locke 6 pass from Hartline (Seiber kick)
6:37 UK Seiber 25 FG

	MT	UK
FIRST DOWNS	13	21
RUSHES-YARDS (NET)	23-31	35-102
PASSING YDS (NET)	352	254
Passes Att-Comp-Int	37-21-1	48-28-0
TOTAL OFFENSE PLAYS-YARDS	60-383	83-356
Fumble Returns-Yards	0-0	0-0
Punt Returns-Yards	0-0	6-70
Kickoff Returns-Yards	3-39	3-88
Interception Returns-Yards	0-0	1-20
Punts (Number-Avg)	8-43.1	6-44.5
Fumbles-Lost	1-1	1-1
Penalties-Yards	6-51	6-31
Possession Time	24:54	35:06
Third-Down Conversions	5 of 15	7 of 19
Fourth-Down Conversions	0 of 1	1 of 1
Red-Zone Scores-Chances	0-1	3-5
Sacks By: Number-Yards	0-0	0-0

RUSHING: Middle Tennessee-Tanner, Phillip 11-26; Craddock, Joe 7-9; Gee, Desmond 4-7; McDonald, S. 1-minus 11. Kentucky-Alfonso Smith 9-36; Derrick Locke 10-35; Tony Dixon 11-28; Mike Hartline 4-5; Moncell Allen 1-minus 2.

PASSING: Middle Tennessee-Craddock, Joe 21-37-1-352. Kentucky-Mike Hartline 28-47-0-254; TEAM 0-1-0-0.

RECEIVING: Middle Tennessee-King, Eldred 6-82; Beyah, Malcolm 5-117; Gee, Desmond 3-106; Tanner, Phillip 1-16; McClover, Chris 1-9; McDonald, S. 1-7; Honeycutt, P. 1-6; Delle Donne, G. 1-4; Caldwell, Wes 1-3; Kyles, D.D. 1-2. Kentucky-Dicky Lyons 12-79; T.C. Drake 4-82; Kyrus Lanxter 3-31; Maurice Grinter 2-21; Derrick Locke 2-12; Tony Dixon 2-minus 3; Matt Roark 1-16; Eric Adeyemi 1-9; John Conner 1-7.

INTERCEPTIONS: Middle Tennessee-None. Kentucky-Marc McClinton 1-20.

FUMBLES: Middle Tennessee-McDonald, S. 1-1. Kentucky-Mike Hartline 1-1.

Attendance: 68,612
Total elapsed time: 3:20
Weather: Fair
Temperature: 88

Arkansas State 31, Middle Tennessee 14

Sept. 20, 2008 □ ASU Stadium □ Jonesboro, AR
by Adam Sparks, Daily News Journal

JONESBORO - Arkansas State delivered payback to MTSU for five years of frustration.

ASU trounced the Blue Raiders 31-14 on homecoming, ending MTSU's five-game winning streak in the Sun Belt Conference series.

"We beat them five years in a row, so maybe they made us their homecoming game for a reason," MTSU quarterback Joe Craddock said. "They came out with a lot of energy and ready to play, and they played a lot better than we did."

Overall, MTSU had won eight of nine previous meetings in the series, usually in routs. The score was again lopsided but tilted the opposite direction.

"It feels good to finally beat somebody who has beat you (five) years in a row and beat you hands down," ASU linebacker Ben Owens said. "It was a point of emphasis in order for us to contend for the Sun Belt Conference championship, we had to beat Middle Tennessee."

MTSU's night was sloppy and unpolished. The Blue Raiders threw two first-half interceptions and missed a 44-yard field goal on the game's opening possession, handing ASU all the momentum it needed.

"We had chances to score in the first half, but we just didn't play well enough to win the game," MTSU coach Rick Stockstill said. "Obviously, things are (different) if we finish those early drives. We just didn't take advantage of the opportunities we had."

The Blue Raiders lost their fourth straight league game dating back to last year and fell to 1-3 overall this season and 0-2 in conference play, likely putting Sun Belt title contention far out of reach.

ASU won its conference opener, improving to 3-1 for its best four-game start since 1986.

ASU scored 24 unanswered points to start the game, and MTSU didn't get on the board until late in the third quarter. By then, the result and tone of the game had been established.

MTSU's late scores ended impressive drives of 76 and 80 yards, but they came much too late to change the outcome. Running back Phillip Tanner scored on a 2-yard run with 2:19 remaining in the third quarter, and quarterback Dwight Dasher connected with Patrick Honeycutt for a 3-yard touchdown toss in the fourth quarter.

Honeycutt had 11 receptions for 94 yards, both career highs.



Scoring Summary

Score by Quarters	1	2	3	4	F
Middle Tennessee	0	0	7	7	14
Arkansas State	7	10	7	7	31

1st Quarter

3:26 ASU Arnold 17 pass from Leonard (Arauco kick)

2nd Quarter

8:30 ASU Arauco 35 FG

:36 ASU Johnson 14 pass from Leonard (Arauco kick)

3rd Quarter

8:35 ASU Johnson 2 pass from Leonard (Arauco kick)

2:19 MT Tanner 2 run (Gendreau kick)

4th Quarter

12:34 ASU Lawson 14 run (Arauco kick)

9:17 MT Honeycutt 3 pass from Dasher (Gendreau kick)

	MT	ASU
FIRST DOWNS	15	22
RUSHES-YARDS (NET)	25-44	34-148
PASSING YDS (NET)	271	292
Passes Att-Comp-Int	37-26-2	31-17-0
TOTAL OFFENSE PLAYS-YARDS	62-315	65-440
Fumble Returns-Yards	0-0	0-0
Punt Returns-Yards	2-9	3-49
Kickoff Returns-Yards	5-104	2-39
Interception Returns-Yards	0-0	2-33
Punts (Number-Avg)	4-45.2	5-33.4
Fumbles-Lost	0-0	0-0
Penalties-Yards	6-43	8-48
Possession Time	27:16	32:44
Third-Down Conversions	5 of 13	8 of 15
Fourth-Down Conversions	1 of 2	0 of 0
Red-Zone Scores-Chances	2-3	5-6
Sacks By: Number-Yards	0-0	2-21

RUSHING: Middle Tennessee-Dasher, Dwight 5-15; Gee, Desmond 4-13; Craddock, Joe 7-11; Tanner, Phillip 9-5. ASU-Leonard, Corey 10-74; Lawson, Derek 10-57; Arnold, Reggie 12-21; Team 2-minus 4.

PASSING: Middle Tennessee-Craddock, Joe 25-35-1-268; Dasher, Dwight 1-2-1-3. ASU-Leonard, Corey 17-31-0-292.

RECEIVING: Middle Tennessee-Honeycutt, P. 11-94; McClover, Chris 4-20; Caldwell, Wes 3-43; King, Eldred 3-37; Gee, Desmond 3-9; Beyah, Malcolm 2-68. ASU-Norman, Jarriel 4-107; Jones, Kevin 4-90; Johnson, David 4-49; Thompkins, B. 4-29; Arnold, Reggie 1-17.

INTERCEPTIONS: Middle Tennessee-None. ASU-Walker, Daylan 1-33; Williams, D. 1-0.

FUMBLES: Middle Tennessee-None. ASU-None.

Attendance: 24,256
Total elapsed time: 2:55
Weather: Partly Cloudy
Temperature: 72

Middle Tennessee 14, Florida Atlantic 13

Sept. 30, 2008 □ Floyd Stadium □ Murfreesboro, TN

by Adam Sparks, Daily News Journal

MURFREESBORO - MTSU's hope finally found a happy ending.

Freshman wide receiver Malcolm Beyah caught a 32-yard touchdown pass as time expired to beat Florida Atlantic 14-13 for MTSU's "Blackout" night.

On a Hail Mary pass play called "Hope," quarterback Joe Craddock lofted the pass to Beyah on a fourth-and-9 play. Freshman kicker Alan Gendreau added the extra-point to finish the rally from a 10-0 fourth-quarter deficit.

The "Hope" play was the same call that wideout Eldred King caught when he was tackled one yard short of the goal-line on a possible game-winning pass in a 20-14 loss to Kentucky two weeks ago.

"I always believe in our guys," Craddock said. "Malcolm Beyah is the man. I love that kid. He just went up and caught it. It was a heck of a play.

"... (The game-winning call) was called 'Hope Hail Mary.' (Offensive coordinator G.A. Mangus) named it after his daughter, but it's Hope. (Mangus has two daughters, Hope and Grace)."

MTSU improved to 2-3 overall and 1-2 in the Sun Belt. It snapped MTSU's four-game conference losing streak, the longest since 1980.

FAU, the defending Sun Belt champion, fell to 1-4 overall and 0-1 in conference play.

Craddock was 24-of-35 passing for 268 yards and two touchdowns, the other going to Patrick Honeycutt for 25 yards earlier in the fourth quarter.

Honeycutt had nine receptions for 113 yards, and Beyah caught five passes for 90 yards.

"We never give up. We kept fighting. We got the win," Honeycutt said. "We knew we were never out of it. We knew if we held them to a field goal all we had to do was score a touchdown. We have to put it on our defense. They did a hell of a job."

MTSU rallied in front of a crowd of 25,766, the third largest attendance in Floyd Stadium history. Players and fans were clad in all-black for the first nationally-televised game ever at Floyd Stadium, and the ending matched the atmosphere.

Florida Atlantic controlled the game, which was sloppy most of the night until the waning minutes.

FAU running back Dilvory Edgecomb scored on a 53-yard touchdown on the game's sixth offensive play to put FAU ahead 7-0. He finished with 101 rushing yards on 15 carries.

FAU kicker Warley Leroy had a pair of 25-yard field goals.

MTSU forced four FAU turnovers, but did very little offensively until the two fourth-quarter touchdowns.


The Blue Raiders' first offensive life showed up in a desperate 71-yard touchdown drive late in the fourth quarter when Craddock hit Honeycutt for the first score

on a fourth-and-3 with 5:22 remaining.

But the MTSU offense was bogged down the remainder of the night. FAU didn't do much better, but converted a few scoring opportunities.

MTSU only had 323 total yards, but 136 came on its last two scoring drives. FAU had 363 total yards.

FAU quarterback Rusty Smith, the 2007 Sun Belt Player of the Year, was 16-of-27 for 210 yards, no TDs and two interceptions.



MTSU SHINES IN NATIONAL SPOTLIGHT (Greg Pogue)

Just as Murfreesboro is the geographic middle of the state of Tennessee, it was also the center of the college football universe Tuesday night.

That's what happens when the cameras of national sports network ESPN shine brightly, even as the locals tried to black the night out with a successful promotion that somewhat filled a Floyd Stadium that is seemingly incapable of being completely filled.

Around town and on the MTSU campus before the game, ESPN cameramen shot file footage. You've seen the kind. Log this marker or that to show the country what we might be about, including those often taken for granted by those who live closest.

Intros and outros for commercial breaks added the local flavor for the first college football national telecast from Floyd Stadium. The only college football game being played in the country Tuesday night was at the local university between Sun Belt Conference rivals MTSU and visiting Florida Atlantic.

Hard to buy that kind of exposure. And making the night complete was the stunning 14-13, come-from-behind victory by the Blue Raiders over the visiting Owls — the defending Sun Belt Conference champions and consensus picks to repeat.

So much for the impressive upset win over Maryland in the Blue Raiders' last home game. And never mind the near upset by MTSU at Kentucky the following week, either.

What the country knows this morning about MTSU football is that it won a thriller on national television Tuesday night. Such is the collective memory of a country who loves to discover and embrace the underdog du jour.

At least for a day, the Blue Raiders are now it.

Scoring Summary

Score by Quarters	1	2	3	4	F
Florida Atlantic	7	3	0	3	13
Middle Tennessee	0	0	0	14	14

1st Quarter

11:33 FAU Edgecomb 53 run (Leroy kick)

2nd Quarter

3:19 FAU Leroy 25 FG

4th Quarter

5:22 MT Honeycutt 36 pass from Craddock (Gendreau kick)

1:15 FAU Leroy 25 FG

0:00 MT Beyah 32 pass from Craddock (Gendreau kick)

	FAU	MT
FIRST DOWNS	18	13
RUSHES-YARDS (NET)	41-153	29-55
PASSING YDS (NET)	210	268
Passes Att-Comp-Int	27-16-2	36-24-0
TOTAL OFFENSE PLAYS-YARDS	68-363	65-323
Fumble Returns-Yards	0-0	0-0
Punt Returns-Yards	3-19	2-7
Kickoff Returns-Yards	1-15	4-67
Interception Returns-Yards	0-0	2-7
Punts (Number-Avg)	5-33.6	8-35.6
Fumbles-Lost	2-2	1-1
Penalties-Yards	8-62	6-59
Possession Time	34:57	25:03
Third-Down Conversions	8 of 16	5 of 18
Fourth-Down Conversions	0 of 0	2 of 4
Red-Zone Scores-Chances	2-3	0-2
Sacks By: Number-Yards	1-9	3-19

RUSHING: Florida Atlantic-Edgecomb, D. 15-101; Pierre, Charles 11-41; Rose, Willie 8-25; Blanchard, Jeff 2-4; TEAM 1-minus 2; Smith, Rusty 4-minus 16. Middle Tennessee-Tanner, Phillip 11-38; Craddock, Joe 10-13; Longoria, Jacob 2-9; Dasher, Dwight 1-1; TEAM 1-0; Gee, Desmond 3-0; Beyah, Malcolm 1-minus 6.

PASSING: Florida Atlantic-Smith, Rusty 16-27-2-210. Middle Tennessee-Craddock, Joe 24-35-0-268; Dasher, Dwight 0-1-0-0.

RECEIVING: Florida Atlantic-Housler, Rob 3-44; Jean, Lester 3-42; Grant, Jamari 3-35; Gent, Cortez 3-32; Bonner, Chris 3-30; Johnson, C. 1-27. Middle Tennessee-Honeycutt, P. 9-113; Beyah, Malcolm 5-90; King, Eldred 4-33; Caldwell, Wes 1-11; Dasher, Dwight 1-10; McDonald, S. 1-8; Delle Donne, G. 1-2; Gee, Desmond 1-2; Tanner, Phillip 1-minus 1.

INTERCEPTIONS: Florida Atlantic-None. Middle Tennessee-Brown, Kevin 1-4; Kellem, Jeremy 1-3.

FUMBLES: Florida Atlantic-Edgecomb, D. 1-1; Jean, Lester 1-1. Middle Tennessee-Craddock, Joe 1-1.

Attendance: 25,766
Total elapsed time: 3:08
Weather: Mostly Cloudy
Temperature: 72

Florida International 31, Middle Tennessee 21

Oct. 11, 2008 □ FIU Stadium □ Miami, FL
by Adam Sparks, Daily News Journal

MIAMI - MTSU's conference championship hopes ran out in Florida.

The Blue Raiders were beaten 31-21 by Florida International, already ending any chance of a Sun Belt title run at midseason.

"I think we're out of the conference race for sure now," Stockstill said. "I think we're out of it. I would think we don't have a chance to win that now. But now you've got to work for six wins to try to get bowl eligible."

MTSU slumped to 2-4 overall and 1-3 in league play, matching its worst start since joining the Sun Belt in 2001. No team has ever won the Sun Belt title with three conference losses.

FIU reached a couple of landmarks in its young program's seven-year history. The Golden Panthers won their third straight game, matching their longest winning streak ever. FIU also improved to 3-3 overall on the season, matching its best six-game start in program history, and 2-0 in league play.

MTSU continued its poor play early in Sun Belt games. It went ahead 3-0 lead on Alan Gendreau's 36-yard field goal on its opening possession, but the Blue Raiders squandered a prime opportunity to stretch their lead late in the second quarter.

MTSU cornerback Alex Suber picked off an FIU pass and returned it 60 yards to the FIU 35-yard line. The Blue Raiders moved to the 12-yard line, but then quarterback Joe Craddock tossed an interception that was returned by Anthony Gaitor to the FIU 12-yard line.

The Golden Panthers scored on quarterback Paul McCall's 9-yard touchdown run three plays later. FIU added a field goal just before halftime to lead 10-3.

On the second play of the second half, Craddock tossed another interception to Gaitor, who returned it for a TD and a 17-3 FIU lead. Craddock was replaced by Dwight Dasher for the remainder of the night.

"Turnovers killed us," Stockstill said. "... I thought our defense fought their guts out, but we didn't help them offensively and we left them out on the field too long."

Craddock was 7-of-12 for 25 yards and two interceptions, his first game this season without reaching 200 passing yards. Dasher temporarily sparked the Blue Raiders, leading them on three second-half scoring drives.

Dasher passed for 47 yards and one interception and rushed for 78 yards and a two-point conversion.

MTSU running back Phillip Tanner rushed for 79 yards and two TDs, both season highs, and his last score cut FIU's lead to 31-21 with 4:41 remaining.

But the Golden Panthers never relinquished their momentum and recovered a late onside kick to seal the win.

FIU scored second-half TDs on A'Mod Ned's 1-yard run to cap a 76-yard drive and on McCall's 63-yard TD pass to T.Y. Hilton. McCall was 13-of-29 passing for 223 yards, one TD and one interception.

FIU DBs two picks take bite out of MTSU

BY DAVID BOCLAIR

MIAMI — Travel through the Everglades and you best beware of gators.

Go a little farther south into a much more metropolitan area and the threat becomes a Gaitor. Just ask MTSU.

The Blue Raiders were cruising along Saturday in a perfectly low-scoring Sun Belt Conference affair at Florida International when Anthony Gaitor, a sophomore defensive back for the Golden Panthers, provided the sort of swift, sudden attack that is so common among the creature that shares his name (if not a common spelling) and provided the impetus for his team's 31-21 victory.

In fact, MTSU was positioned to take a 10-point lead after an interception and long return by Alex Suber gave the offense possession at the FIU 35. Two plays later Joe Craddock and Co. were at the 12.

That's when Gaitor flipped the field — literally. He stepped in front of the short pass intended for Malcolm Beyah and returned it to the opposite 12.

It took just 93 seconds for FIU to take advantage, and to take the lead for good.

Less than a minute into the second half, he did it again — and then some. Gaitor jumped another route and grabbed another interception. That one he returned 27 yards to a touchdown.

All that from a guy who had three career interceptions coming into the contest.

"The first one, (Craddock) went to the wrong side of the field," coach Rick Stockstill said. "... Then on the other one, it was a slant route and I think he did a good job breaking on the ball."

Craddock had not thrown two interceptions in a game since a Sept. 6, 2007 loss at Louisville.


These two occurred slightly more than six minutes of game time apart. The Blue Raiders never recovered, and Craddock, who started the night ranked 15th nationally in passing yards and completions per game, never played another snap.

Suddenly it seemed like a bad idea to throw the ball ... even for the SBC's top passing team through the first six weeks of the season.

Dwight Dasher came in and MTSU ran the ball on 11 straight plays, which had to set some sort of season record. It should be noted that Dasher eventually was intercepted once in his 15 throws (three more than Craddock), albeit by a fellow named Marshall McDuffie.

"Those were two critical interceptions that Joe threw," Stockstill said. "We needed a spark. We needed something. We needed to change something up."

More truthfully, they needed to get back to protecting the ball the way they usually do. Of course, by then it was too late.



Scoring Summary

Score by Quarters	1	2	3	4	F
Middle Tennessee	3	0	10	8	21
FIU	0	10	14	7	31

1st Quarter

11:13 MT Gendreau 36 FG

2nd Quarter

4:12 FIU McCall 8 run (Rivest kick)

:10 FIU Rivest 20 FG

3rd Quarter

14:10 FIU Gaitor 27 INT return (Rivest kick)

8:19 MT Gendreau 37 FG

3:29 FIU Ned 1 run (Rivest kick)

:49 MT Tanner 3 run (Gendreau kick)

4th Quarter

10:02 FIU Hilton 63 pass from McCall (Rivest kick)

4:41 MT Tanner 3 run (Dasher run)

	MT	FIU
FIRST DOWNS	15	17
RUSHES-YARDS (NET)	41-171	42-112
PASSING YDS (NET)	72	223
Passes Att-Comp-Int	27-14-3	29-13-1
TOTAL OFFENSE PLAYS-YARDS	68-243	71-335
Fumble Returns-Yards	0-0	0-0
Punt Returns-Yards	0-0	3-55
Kickoff Returns-Yards	6-130	5-107
Interception Returns-Yards	1-60	3-98
Punts (Number-Avg)	5-41.0	5-33.2
Fumbles-Lost	0-0	4-2
Penalties-Yards	4-31	9-68
Possession Time	28:01	31:59
Third-Down Conversions	5 of 14	8 of 18
Fourth-Down Conversions	0 of 2	0 of 1
Red-Zone Scores-Chances	4-5	3-4
Sacks By: Number-Yards	0-0	1-11

RUSHING: Middle Tennessee-Tanner, Phillip 18-79; Dasher, Dwight 13-78; Gee, Desmond 5-19; Beyah, Malcolm 1-8; TEAM 1-minus 1; Craddock, Joe 3-minus 12. FIU-McCall, Paul 9-53; Reams, Julian 17-47; Ned, A'mod 12-33; Hilton, T.Y. 1-4; TEAM 2-minus 5; Munera, Carlos 1-minus 20.

PASSING: Middle Tennessee-Dasher, Dwight 7-15-1-47; Craddock, Joe 7-12-2-25. FIU-McCall, Paul 13-29-1-223.

RECEIVING: Middle Tennessee-Honeycutt, P. 5-20; Beyah, Malcolm 4-16; Gee, Desmond 2-5; Caldwell, Wes 1-28; King, Eldred 1-6; McDonald, S. 1-minus 3. FIU-Mertile, Junior 4-41; Hilton, T.Y. 3-82; Ellingson, Greg 3-38; Dickens, Jeremy 2-38; Ned, A'mod 1-24.

INTERCEPTIONS: Middle Tennessee-Suber, Alex 1-60. FIU-Gaitor, Anthony 2-98; McDuffie, M. 1-0.

FUMBLES: Middle Tennessee-None. FIU-Hilton, T.Y. 2-1; Munera, Carlos 1-1; Mertile, Junior 1-0.

Attendance: 15,108
Total elapsed time: 3:03
Weather: Balmy
Temperature: 81

Louisville 42, Middle Tennessee 23

Oct. 18, 2008 □ Papa John's Cardinal Stadium □ Louisville, KY

by Adam Sparks, Daily News Journal

LOUISVILLE - MTSU coach Rick Stockstill realized his greatest fears on both sides of the football at Louisville.

His Blue Raider offense disappeared, and his defense was battered at a pivotal point in the game. The result was a 42-23 loss to Louisville.

"It was my fear," Stockstill said. "They had the ability to run the ball on us because they're so much bigger than our defensive line.

"... And (on offense) in the third quarter, I don't know that we had a first down. My biggest fear coming into this game was what happened in the second half. They just lined up and ran the ball on us."

MTSU (2-5) led 14-0 midway through the first quarter, but was outscored 42-3 over the next three quarters until the final minute. The Blue Raiders added a touchdown pass from Joe Craddock to Malcolm Beyah with 36 seconds remaining in the game, but it was MTSU's

only offensive life of a lopsided second half.

MTSU had only two yards and no first downs in the second half until its final touchdown drive. It had five straight three-and-out possessions while its defense labored against Louisville's running game, which gained a rolling momentum from the second quarter on.

"We played with them pound-for-pound, especially early on," MTSU safety Jeremy Kellem said. "But they kept running the ball and running the clock and overpowering us. After a while, a defense can get fatigued and worn down and things start going the other team's way."

Louisville (4-2) rushed for 247 yards, led by freshman Victor Anderson's 161 yards on 19 carries.

MTSU's defense played well early on, picking off two passes that led to a pair of touchdowns. But the offense stalled in the second half, leaving the defense to fend for itself against unfavorable field position.

"We have to help our defense out," running back Phillip Tanner said. "We're having too many three-and-outs, and we're not allowing our defense to rest."

MTSU, plagued by slow starts lately, jumped out to a 14-0 lead, but the touchdowns were scored by the defense and an offensive trick play.

After MTSU downed its punt at the 1-yard line, Kellem picked off Louisville quarterback Hunter Cantwell's pass at the 14-yard line and jogged into the end zone untouched for the touchdown.

It was MTSU's first touchdown in the first half in the last four games.

Only six plays into Louisville's second drive, MTSU linebacker Ivon Hickmon picked off Cantwell, who was pressured by Ted Riley's cornerback blitz.

MTSU scored a second touchdown on the next snap on a trick play. Craddock pitched a lateral to wideout Patrick Honeycutt, who stepped back and lofted a pass across the field to uncovered an Tanner for a 39-yard score and 14-0 lead with 6:36 remaining in the first quarter.

But the lead didn't hold for long.

After throwing two interceptions on Cantwell's first four tosses, Louisville shied away from the passing game and rumbled 57 yards on nine plays — eight of them runs — for a touchdown on Brock Bolen's 3-yard plunge — the first of his three TD runs.

MTSU pinned Louisville deep in its own territory, but Anderson broke open an 88-yard touchdown run to tie the score 14-14 in the second quarter.

MTSU regained the lead just before halftime on Alan Gendreau's 42-yard field goal, capping a 37-yard drive on which Craddock completed 5 of 7 passes. The Blue Raiders led 17-14 for only their second halftime lead this season.

"I told the guys not to settle being up three points," Craddock said. "We had to put together another half like we did the first one to win it, and we didn't do that."

Craddock was 16-of-28 passing for 152 yards and one TD. Sophomore Dwight Dasher, who split time with Craddock at quarterback, rushed for 31 yards.



Scoring Summary

Score by Quarters	1	2	3	4	F
Middle Tennessee	14	3	0	6	23
Louisville	7	7	7	21	42

1st Quarter

9:27 MT Kellem 14 INT (Gendreau kick)
6:36 MT Tanner 39 pass from Honeycutt (Gendreau kick)
2:02 UL Bolen 3 run (Payne kick)

2nd Quarter

11:21 UL Anderson 88 run (Payne kick)
2:11 MT Gendreau 42 FG

3rd Quarter

5:25 UL Bolen 1 run (Payne kick)

4th Quarter

12:56 UL Bolen 1 run (Payne kick)
11:13 UL Patrick fumble recovery (Payne kick)
2:30 UL Burns 1 pass from Cantwell (Payne kick)
:36 MT Beyah 16 pass from Craddock (pass failed)

	MT	UL
FIRST DOWNS	20	19
RUSHES-YARDS (NET)	30-105	45-247
PASSING YDS (NET)	201	144
Passes Att-Comp-Int	38-20-0	23-14-2
TOTAL OFFENSE PLAYS-YARDS	68-306	68-391
Fumble Returns-Yards	0-0	0-0
Punt Returns-Yards	1--1	6-61
Kickoff Returns-Yards	5-93	3-74
Interception Returns-Yards	2-29	0-0
Punts (Number-Avg)	8-32.0	3-40.3
Fumbles-Lost	1-0	0-0
Penalties-Yards	10-87	5-40
Possession Time	28:03	31:57
Third-Down Conversions	6 of 16	7 of 15
Fourth-Down Conversions	1 of 1	2 of 3
Red-Zone Scores-Chances	2-2	4-5
Sacks By: Number-Yards	0-0	2-18

RUSHING: Middle Tennessee-Tanner, Phillip 13-46; Dasher, Dwight 9-31; Craddock, Joe 5-23; Carson, Jawan 2-13; Beyah, Malcolm 1-minus 8. Louisville-ANDERSON, Vic 19-161; BOLEN, Brock 20-67; TRONZO, Joe 1-6; CANTWELL, H. 3-6; BEAUMONT, Doug 1-4; DONNELL, Blayne 1-3.

PASSING: Middle Tennessee-Craddock, Joe 16-28-0-152; Dasher, Dwight 3-9-0-10; Honeycutt, P. 1-1-0-39. Louisville-CANTWELL, H. 14-23-2-144.

RECEIVING: Middle Tennessee-King, Eldred 5-33; Tanner, Phillip 3-37; Caldwell, Wes 3-26; Honeycutt, P. 3-26; Beyah, Malcolm 2-18; Ingle, Alvin 1-16; Carson, Jowan 1-16; McDonald, S. 1-16; McClover, Chris 1-13. Louisville-BURNS, Johnnie 4-21; LONG, Scott 3-49; GUY, Trent 2-43; BOLEN, Brock 2-8; BEAUMONT, Doug 1-16; VAUGHN, Chris 1-4; ANDERSON, Vic 1-3.

INTERCEPTIONS: Middle Tennessee-Hickmon, Ivon 1-15; Kellem, Jeremy 1-14. Louisville-None.

FUMBLES: Middle Tennessee-Tanner, Phillip 1-0. Louisville-None.

Attendance: 38,319
Total elapsed time: 3:13
Weather: Mostly Sunny
Temperature: 63

2008 Middle Tennessee Football
Middle Tennessee Game Results (as of Oct 20, 2008)
All games

Date	Opponent		Score	Overall	Conference	Time	Attend
* Aug 28, 2008	TROY	L	17-31	0-1	0-1	3:07	22307
Sep 6, 2008	MARYLAND	W	24-14	1-1	0-1	2:44	22605
Sep 13, 2008	at Kentucky	L	14-20	1-2	0-1	3:20	68612
* Sep 20, 2008	at ASU	L	14-31	1-3	0-2	2:55	24256
* Sep 30, 2008	FLORIDA ATLANTIC	W	14-13	2-3	1-2	3:08	25766
* Oct 11, 2008	at FIU	L	21-31	2-4	1-3	3:03	15108
Oct 18, 2008	at Louisville	L	23-42	2-5	1-3	3:13	38319

2008 Middle Tennessee Football
Middle Tennessee Overall Team Statistics (as of Oct 20, 2008)
All games

Team Statistics	MT	OPP
SCORING	127	182
Points Per Game	18.1	26.0
FIRST DOWNS	117	128
Rushing	46	55
Passing	65	64
Penalty	6	9
RUSHING YARDAGE	608	1074
Yards gained rushing	801	1263
Yards lost rushing	193	189
Rushing Attempts	239	259
Average Per Rush	2.5	4.1
Average Per Game	86.9	153.4
TDs Rushing	5	12
PASSING YARDAGE	1648	1468
Att-Comp-Int	250-154-7	215-119-9
Average Per Pass	6.6	6.8
Average Per Catch	10.7	12.3
Average Per Game	235.4	209.7
TDs Passing	10	9
TOTAL OFFENSE	2256	2542
Total Plays	489	474
Average Per Play	4.6	5.4
Average Per Game	322.3	363.1
KICK RETURNS: #-Yards	29-544	22-469
PUNT RETURNS: #-Yards	6-26	27-294
INT RETURNS: #-Yards	9-132	7-169
KICK RETURN AVERAGE	18.8	21.3
PUNT RETURN AVERAGE	4.3	10.9
INT RETURN AVERAGE	14.7	24.1
FUMBLES-LOST	5-4	12-8
PENALTIES-Yards	45-386	45-320
Average Per Game	55.1	45.7
PUNTS-Yards	43-1681	33-1249
Average Per Punt	39.1	37.8
Net punt average	31.3	34.6
TIME OF POSSESSION/Game	29:51	30:09
3RD-DOWN Conversions	40/115	47/107
3rd-Down Pct	35%	44%
4TH-DOWN Conversions	7/18	3/7
4th-Down Pct	39%	43%
SACKS BY-Yards	8-48	11-106
MISC YARDS	33	0
TOUCHDOWNS SCORED	16	23
FIELD GOALS-ATTEMPTS	5-8	7-13
ON-SIDE KICKS	0-2	0-0
RED-ZONE SCORES	13-20 65%	21-29 72%
RED-ZONE TOUCHDOWNS	8-20 40%	15-29 52%
PAT-ATTEMPTS	14-14 100%	23-23 100%
ATTENDANCE	70678	146295
Games/Avg Per Game	3/23559	4/36574
Neutral Site Games		0/0

Score by Quarters	1st	2nd	3rd	4th	OT	Total
Middle Tennessee	34	6	38	49	0	127
Opponents	42	43	42	55	0	182

2008 Middle Tennessee Football
Middle Tennessee Overall Individual Statistics (as of Oct 20, 2008)
All games

Rushing	gp	att	gain	loss	net	avg	td	lg	avg/g
Tanner, Phillip	7	100	350	34	316	3.2	5	18	45.1
Gee, Desmond	6	42	122	10	112	2.7	0	14	18.7
Dasher, Dwight	5	33	140	38	102	3.1	0	14	20.4
Craddock, Joe	7	52	143	85	58	1.1	0	14	8.3
Carson, Jawan	7	2	13	0	13	6.5	0	11	1.9
Beyah, Malcolm	7	4	24	14	10	2.5	0	16	1.4
Longoria, Jacob	7	2	9	0	9	4.5	0	8	1.3
Kyles, D.D.	2	1	0	0	0	0.0	0	0	0.0
TEAM	3	2	0	1	-1	-0.5	0	0	-0.3
McDonald, S.	7	1	0	11	-11	-11.0	0	0	-1.6
Total	7	239	801	193	608	2.5	5	18	86.9
Opponents	7	259	1263	189	1074	4.1	12	88	153.4

Passing	gp	effic	comp-att-int	pct	yds	td	lg	avg/g
Craddock, Joe	7	130.21	141-219-5	64.4	1521	8	62	217.3
Dasher, Dwight	5	52.90	11-29-2	37.9	60	1	28	12.0
Honeycutt, P.	7	757.60	1-1-0	100.0	39	1	39	5.6
DeFatta, David	7	335.20	1-1-0	100.0	28	0	28	4.0
Total	7	124.57	154-250-7	61.6	1648	10	62	235.4
Opponents	7	118.15	119-215-9	55.3	1468	9	80	209.7

Receiving	gp	no.	yds	avg	td	lg	avg/g
Honeycutt, P.	7	31	279	9.0	2	36	39.9
King, Eldred	7	25	230	9.2	0	61	32.9
Beyah, Malcolm	7	24	447	18.6	5	53	63.9
Caldwell, Wes	7	19	177	9.3	0	28	25.3
McDonald, S.	7	14	108	7.7	1	20	15.4
Gee, Desmond	6	12	124	10.3	1	62	20.7
McClover, Chris	7	9	63	7.0	0	13	9.0
Tanner, Phillip	7	7	74	10.6	1	39	10.6
Cannon, Michael	2	6	68	11.3	0	30	34.0
Ingle, Alvin	3	2	44	22.0	0	28	14.7
Delle Donne, G.	7	2	6	3.0	0	4	0.9
Carson, Jawan	7	1	16	16.0	0	16	2.3
Dasher, Dwight	5	1	10	10.0	0	10	2.0
Kyles, D.D.	2	1	2	2.0	0	2	1.0
Total	7	154	1648	10.7	10	62	235.4
Opponents	7	119	1468	12.3	9	80	209.7

Punt Returns	no.	yds	avg	td	lg
Honeycutt, P.	6	26	4.3	0	11
Total	6	26	4.3	0	11
Opponents	27	294	10.9	1	24

Interceptions	no.	yds	avg	td	lg
Kellem, Jeremy	2	17	8.5	1	14
Suber, Alex	2	60	30.0	0	60
Hickmon, Ivon	2	26	13.0	0	15
Carmichael, D.	1	25	25.0	0	25
Riley, Ted	1	0	0.0	0	0
Brown, Kevin	1	4	4.0	0	4
Total	9	132	14.7	1	60
Opponents	7	169	24.1	1	71

Kick Returns	no.	yds	avg	td	lg
Gee, Desmond	17	358	21.1	0	37
Tanner, Phillip	7	112	16.0	0	23
Beyah, Malcolm	3	60	20.0	0	31
McDaniel, Spike	1	12	12.0	0	12
Delle Donne, G.	1	0	0.0	0	0
Suber, Alex	0	2	0.0	0	2
Total	29	544	18.8	0	37
Opponents	22	469	21.3	0	40

Fumble Returns	no.	yds	avg	td	lg
Total	0	0	0.0	0	0
Opponents	1	67	67.0	0	67

2008 Middle Tennessee Football
Middle Tennessee Overall Individual Statistics (as of Oct 20, 2008)
All games

Scoring	td	fg	PAT				dpx	saf	pts
			kick	rush	rcv	pass			
Tanner, Phillip	6	-	-	-	-	-	-	-	36
Beyah, Malcolm	5	-	-	-	-	-	-	-	30
Gendreau, Alan	-	5-8	14-14	-	-	-	-	-	29
Honeycutt, P.	2	-	-	-	-	-	-	-	12
Kellem, Jeremy	1	-	-	-	-	-	-	-	6
McDonald, S.	1	-	-	-	-	-	-	-	6
Gee, Desmond	1	-	-	-	-	-	-	-	6
Dasher, Dwight	-	-	-	1-1	-	-	-	-	2
Craddock, Joe	-	-	-	-	-	0-1	-	-	0
Total	16	5-8	14-14	1-1	-	0-1	-	-	127
Opponents	23	7-13	23-23	-	-	-	-	-	182

Total Offense	g	plays	rush	pass	total	avg/g
Craddock, Joe	7	271	58	1521	1579	225.6
Tanner, Phillip	7	100	316	0	316	45.1
Dasher, Dwight	5	62	102	60	162	32.4
Gee, Desmond	6	42	112	0	112	18.7
Honeycutt, P.	7	1	0	39	39	5.6
DeFatta, David	7	1	0	28	28	4.0
Carson, Jawan	7	2	13	0	13	1.9
Beyah, Malcolm	7	4	10	0	10	1.4
Longoria, Jacob	7	2	9	0	9	1.3
TEAM	3	2	-1	0	-1	-0.3
McDonald, S.	7	1	-11	0	-11	-1.6
Total	7	489	608	1648	2256	322.3
Opponents	7	474	1074	1468	2542	363.1

Field Goals	fg	pct.	01-19	20-29	30-39	40-49	50-99	lg	blk
Gendreau, Alan	5-8	62.5	0-0	1-2	3-3	1-3	0-0	42	0

FG Sequence	Middle Tennessee	Opponents
Troy	(22)	(35)
Maryland	48,(31)	37
Kentucky	25	(40),48,29,42,(25),33
ASU	44	(35)
Florida Atlantic	-	(25),(25)
FIU	(36),(37)	(20),40
Louisville	(42)	-

Punting	no.	yds	avg	lg	tb	fc	i20	50+	blk
DeFatta, David	42	1681	40.0	57	2	1	10	6	0
TEAM	1	0	0.0	0	0	0	0	0	1
Total	43	1681	39.1	57	2	1	10	6	1
Opponents	33	1249	37.8	56	4	10	9	4	0

Kickoffs	no.	yds	avg	tb	ob	retn	net	ydln
King, Matt	25	1527	61.1	1	1			
Total	25	1527	61.1	1	1	21.3	41.5	28
Opponents	37	2261	61.1	6	2	18.8	43.2	26

Numbers in (parentheses) indicate field goal was made.

2008 Middle Tennessee Football
Middle Tennessee Overall Individual Statistics (as of Oct 20, 2008)
All games

<u>All Purpose</u>	<u>g</u>	<u>rush</u>	<u>rcv</u>	<u>pr</u>	<u>kr</u>	<u>ir</u>	<u>total</u>	<u>avg/g</u>
Gee, Desmond	6	112	124	0	358	0	594	99.0
Beyah, Malcolm	7	10	447	0	60	0	517	73.9
Tanner, Phillip	7	316	74	0	112	0	502	71.7
Honeycutt, P.	7	0	279	26	0	0	305	43.6
King, Eldred	7	0	230	0	0	0	230	32.9
Caldwell, Wes	7	0	177	0	0	0	177	25.3
Dasher, Dwight	5	102	10	0	0	0	112	22.4
McDonald, S.	7	-11	108	0	0	0	97	13.9
Cannon, Michael	2	0	68	0	0	0	68	34.0
McClover, Chris	7	0	63	0	0	0	63	9.0
Suber, Alex	7	0	0	0	2	60	62	8.9
Craddock, Joe	7	58	0	0	0	0	58	8.3
Ingle, Alvin	3	0	44	0	0	0	44	14.7
Carson, Jawan	7	13	16	0	0	0	29	4.1
Hickmon, Ivon	7	0	0	0	0	26	26	3.7
Carmichael, D.	7	0	0	0	0	25	25	3.6
Kellem, Jeremy	7	0	0	0	0	17	17	2.4
McDaniel, Spike	4	0	0	0	12	0	12	3.0
Longoria, Jacob	7	9	0	0	0	0	9	1.3
Delle Donne, G.	7	0	6	0	0	0	6	0.9
Brown, Kevin	7	0	0	0	0	4	4	0.6
Kyles, D.D.	2	0	2	0	0	0	2	1.0
TEAM	3	-1	0	0	0	0	-1	-0.3
Total	7	608	1648	26	544	132	2958	422.6
Opponents	7	1074	1468	294	469	169	3474	496.3

2008 Middle Tennessee Football
Middle Tennessee Overall Defensive Statistics (as of Oct 20, 2008)
All games

##	Defensive Leaders	gp	Tackles				tfl/yds	Sacks no-yds	Pass defense			Fumbles		blkd	
			ua	a	tot				int-yds	brup	qbh	rcv-yds	ff	kick	saf
44	Carmichael, D.	7	35	20	55	5.0-16	1.0-4	1-25	3	.	.	.	2	.	.
27	Hickmon, Ivon	7	33	17	50	8.5-26	1.0-6	2-26	.	.	.	1	.	.	.
20	Kellem, Jeremy	7	32	17	49	1.5-5	.	2-17	.	.	2-0	2	.	.	.
33	Brown, Kevin	7	26	11	37	0.5-0	.	1-4	2
7	Suber, Alex	7	20	6	26	1.5-7	1.0-7	2-60	4	.	.	.	1	.	.
8	Glover, Anthony	7	12	9	21	0.5-3	1-0
25	Riley, Ted	7	14	6	20	.	.	1-0	2
91	Perez, Emmanuel	7	14	6	20	4.5-15	.	.	.	1
47	Smith, Dwight	7	11	9	20	4.5-19	1.0-10
29	Clemons, Lonnie	6	11	8	19	1.5-11	1.0-10
97	Jenkins, Trevor	7	13	6	19	3.5-10	1.0-5
98	McCoy, Chris	7	10	4	14	1.0-1	.	.	1	.	1-0
56	Hofacker, Wes	6	10	4	14	1.0-2	1.0-2	.	1
11	Lattimore, J.	7	7	5	12	1.5-4	1.0-4	.	2
55	Harrington, A.	6	3	8	11	1.0-3	1-0
6	Issac, Rod	5	10	1	11	1.0-2	1	.	.	.
28	Gregory, Josh	7	6	1	7
92	Perry, Brandon	7	4	3	7	0.5-1	1-0
2	Gee, Desmond	6	5	2	7	1-0	1	.	.	.
95	Presley, J.	6	1	5	6
24	Crumpton, D.	7	5	1	6	1.0-5	.	.	1
26	Carson, Jawan	7	4	2	6
43	Loreus, Gorby	6	4	1	5
94	Tucker, Gary	6	2	1	3
30	Robinson, Cam	7	1	2	3	0.5-0
35	King, Matt	7	3	.	3
59	Davis, Darin	4	1	1	2
42	Longoria, Jacob	7	1	1	2
52	Davis, Antwan	7	2	.	2
48	Wade, Adam	7	1	1	2
83	King, Eldred	7	2	.	2
TM	TEAM	3	1	1	2	1.5-4
4	Beyah, Malcolm	7	2	.	2
3	Udell, Marcus	5	2	.	2
12	Craddock, Joe	7	1	.	1
17	Honeycutt, P.	7	1	.	1
46	Washington, N.	3	1-0
Total		7	310	159	469	40-134	8-48	9-132	16	1	8-0	7	1	.	.
Opponents		7	345	102	447	48-195	11-106	7-169	21	2	4-67	1	1	.	.

2008 Middle Tennessee Football
Middle Tennessee Team Game-by-Game (as of Oct 20, 2008)
All games

TEAM STATISTICS

Date	Opponent	Rushing				Receiving				Passing				Kick Returns				Punt Returns				tot off
		no.	yds	td	lg	no.	yds	td	lg	cmp-att-int	yds	td	lg	no.	yds	td	lg	no.	yds	td	lg	
Aug 28	TROY	50	84	1	18	20	200	1	46	20-34-1	200	1	46	4	67	0	33	0	0	0	0	284
Sep 6	MARYLAND	41	118	1	16	29	284	2	53	29-41-0	284	2	53	2	44	0	26	1	11	0	11	402
Sep 13	at Kentucky	23	31	0	14	21	352	2	62	21-37-1	352	2	62	3	39	0	23	0	0	0	0	383
Sep 20	at ASU	25	44	1	13	26	271	1	53	26-37-2	271	1	53	5	104	0	37	2	9	0	9	315
Sep 30	FLORIDA ATLANTIC	29	55	0	12	24	268	2	36	24-36-0	268	2	36	4	67	0	28	2	7	0	7	323
Oct 11	at FIU	41	171	2	16	14	72	0	28	14-27-3	72	0	28	6	130	0	33	0	0	0	0	243
Oct 18	at Louisville	30	105	0	17	20	201	2	39	20-38-0	201	2	39	5	93	0	31	1	-1	0	0	306
		239	608	5	18	154	1648	10	62	154-250-7	1648	10	62	29	544	0	37	6	26	0	11	2256
Opponents		259	1074	12	88	119	1468	9	80	119-215-9	1468	9	80	22	469	0	40	27	294	1	24	2542

Games played: 7
 Avg per rush: 2.5
 Avg per catch: 10.7
 Pass efficiency: 124.57
 Kick ret avg: 18.8
 Punt ret avg: 4.3
 All purpose avg/game: 422.6
 Total offense avg/gm: 322.3

Date	Opponent	Tackles				Sacks no-yds	Fumble		Pass Defense			Blkd kick	PAT Attempts				pts	
		ua	a	total	tfl-yds		ff	fr-yds	int-yds	qbh	brup		kick	rush	rcv	saf		
Aug 28	TROY	52	4	56	5.0-14	2.0-9	2	3-0	1-11	0	1	0	2-2	0	0	0	0	17
Sep 6	MARYLAND	37	6	43	5.0-28	3.0-20	0	0-0	3-25	0	0	0	3-3	0	0	0	0	24
Sep 13	at Kentucky	48	42	90	4.0-17	0.0-0	0	1-0	0-0	1	4	1	2-2	0	0	0	0	14
Sep 20	at ASU	27	44	71	6.0-14	0.0-0	0	0-0	0-0	0	2	0	2-2	0	0	0	0	14
Sep 30	FLORIDA ATLANTIC	53	10	63	7.0-31	3.0-19	2	2-0	2-7	0	3	0	2-2	0	0	0	0	14
Oct 11	at FIU	40	37	77	9.5-25	0.0-0	3	2-0	1-60	0	3	0	1-1	1	0	0	0	21
Oct 18	at Louisville	53	16	69	4.0-5	0.0-0	0	0-0	2-29	0	3	0	2-2	0	0	0	0	23
		310	159	469	40.5-134	8.0-48	7	8-0	9-132	1	16	1	14-14	1	0	0	0	127
Opponents		345	102	447	48.0-195	11.0-106	1	4-67	7-169	2	21	1	23-23	0	0	0	0	182

Date	Opponent	Punting									Field Goals			Kickoffs				
		no.	yds	avg	long	blkd	tb	fc	50+	i20	md-att	long	blkd	no.	yds	avg	tb	ob
Aug 28	TROY	6	241	40.2	52	0	0	1	1	1	1-1	22	0	4	283	70.8	0	0
Sep 6	MARYLAND	4	168	42.0	46	0	1	0	0	1	1-2	31	0	5	316	63.2	1	0
Sep 13	at Kentucky	8	345	43.1	57	0	0	0	3	1	0-1	0	0	3	192	64.0	0	0
Sep 20	at ASU	4	181	45.2	51	0	0	0	1	1	0-1	0	0	2	131	65.5	0	0
Sep 30	FLORIDA ATLANTIC	8	285	35.6	45	0	1	0	0	2	0-0	0	0	2	111	55.5	0	1
Oct 11	at FIU	5	205	41.0	54	0	0	0	1	0	2-2	37	0	5	293	58.6	0	0
Oct 18	at Louisville	8	256	32.0	45	1	0	0	0	4	1-1	42	0	4	201	50.2	0	0
		43	1681	39.1	57	1	2	1	6	10	5-8	42	0	25	1527	61.1	1	1
Opponents		33	1249	37.8	56	0	4	10	4	9	7-13	40	1	37	2261	61.1	6	2