

BLUE RAIDERS

2008-09 Middle Tennessee Women's Basketball

Women's Basketball SID/Assistant Athletic Communications Director: Travis Woods Office: (615) 898-5270, Cell: (615) 663-2115, email: woods@goblueraiders.com

Game No. 10:

Alabama (6-2) at
Middle Tennessee (5-4)
Sunday, December 14, 2008
Murphy Center (11,520)
Murfreesboro, Tenn.

2008-09 SCHEDULE/RESULTS

NOVEMBER

3	Kentucky Wesleyan (Exh.)	W, 82-51
10	Lincoln Memorial (Exh.)	W, 116-41
15	Lafayette College^	W, 85-47
19	at (2/4) Oklahoma^	L, 85-65
22	Indiana^	W, 65-59
25	Chattanooga	W, 73-65
28	Arizona	W, 77-57
30	at LSU	W, 79-75

DECEMBER

4	(13/15) Louisville	L, 67-44
7	at Western Carolina	L, 68-59
11	at (7/10) Tennessee (SportSouth)	L, 81-52
14	Alabama (CSSTV)	4 p.m.
16	Austin Peay	7 p.m.
20	Troy	7 p.m.
28	at Tennessee Tech	2 p.m.
31	at North Texas	1 p.m.

JANUARY

4	at South Alabama	2:05 p.m.
7	Florida Atlantic	7 p.m.
11	Florida International (CSSTV)	Noon
14	at Western Kentucky	7 p.m.
17	at UALR	4:30 p.m.
21	Arkansas State	7 p.m.
24	at New Orleans	4:30 p.m.
28	Louisiana-Lafayette	7 p.m.
31	Louisiana-Monroe (DH)	5 p.m.

FEBRUARY

4	at Denver	8 p.m.
11	at Troy	7 p.m.
15	North Texas	1 p.m.
18	South Alabama	7 p.m.
21	at Florida Atlantic	4 p.m.
25	at Florida International	5 p.m.

MARCH

1	Western Kentucky (CSSTV)	3:30 p.m.
---	--------------------------	-----------

Home games in **bold**

All game times are Central

^Preseason WNIT

*Sun Belt Conference games

Opponent rankings are as of game date and are (AP/Coaches)

About Middle Tennessee:

■ The Blue Raiders, who participated in the Postseason WNIT in 2007-08, entered the 2008-09 season with five-straight post-season appearances. MT played in the NCAA Tournament from 2004-07.

■ Middle Tennessee welcomes back three starters from last year's squad, which posted a 22-12 (14-4 Sun Belt) record. Five overall letterwinners return.

■ The Blue Raiders won their first season opener since 2003 with the 85-47 victory over Lafayette College Nov. 15. The last time MT collected a win in the opener was 2003, a 65-52 triumph over Tennessee Tech.

■ It marked the first season-opening win under Insell, who had dropped his first three, including a four-point home loss to No. 1 Maryland in 2006.

■ MT has now won back-to-back home openers following an 89-62 triumph over Tennessee Tech in 2007. The Lady Raiders have won three of the four home openers in the Insell era (2005-present).

■ Head coach Rick Insell has garnered the most victories in the first 100 games coached in program history with 73. He also is the fastest head coach in program history to reach the 100th game milestone, doing so in the first game of his fourth season.

Middle Tennessee head coaches at 100th game:

Name	Years	Victories	When Reached
Rick Insell	2005-present	73	4th season, 1st game
Larry Inman	1978-86	61	4th season, 8th game
Lewis Bivens	1987-97	61	4th season, 7th game
Stephany Smith	1997-2005	61	4th season, 7th game

2008-09 Middle Tennessee Blue Raiders

No.	Name	Pos.	Ht.	Cl-Exp	Ppg	Rpg	Note
00	Chelsia Lymon	G	5-5	JR-2L	8.8	2.8	Has 26 assists and 26 steals on the season
3	Emily Queen	F	6-1	SO-1L	7.9	6.6	Double-double of 15 pts., 13 reb. at W. Carolina
10	Jackie Pickel	G	5-10	JR-2L	6.5	2.9	Dished five assists without a turnover at LSU
20	Tina Stewart	G	5-7	FR-HS	0.8	0.3	Netted career-high four points at W. Carolina
21	Brandi Brown	F	6-3	JR-2L	7.1	2.5	Was 3-of-4 from 3-point territory at LSU
22	Alysha Clark	F	5-10	r-JR-TR	22.0	8.4	Averaging 32.0 ppg vs. Okla., LSU and Tenn.
23	Abby Andrews	G	5-10	FR-HS	0.0	0.5	Grabbed first collegiate rebound against Ariz.
30	Anne Marie Lanning	G	5-11	SO-1L	13.8	4.0	Team leader with 26 made 3-pointers
32	Dana Garrett	G	5-11	JR-JC	1.4	1.0	Six of her eight rebounds from defensive glass
40	Shytoria Davis	F	6-3	JR-JC	0.5	0.8	Scored first MT points in win over Arizona
44	Molly McFadden	F	6-1	FR-HS	0.0	0.5	Has played five minutes in three games

Head Coach: Rick Insell (4th year/Middle Tennessee, 1977)

Assistant Coach: Allison Clark (4th year/Tennessee Tech, 2002)

Assistant Coach: Khadija J. Head (2nd year/Murray State, 2003)

Assistant Coach: Tom Hodges (4th year/Tennessee Tech, 2004)

Director of Basketball Operations: Eric White (2nd year/Montevallo, 1996)

Blue Raider Quick Hits:

- ✓ Middle Tennessee will make second-straight appearance on regional TV when CSS makes its first of three stops inside the Murphy Center this season.
- ✓ Junior Alysha Clark netted a game-high 28 points in the loss Thursday at No. 7/10 Tennessee. She scored on 11-of-21 field goals and grabbed eight rebounds against the Lady Vols.
- ✓ Clark's 74 free throw attempts are more than the rest of her teammates combined. The remaining 10 Blue Raiders have accounted for 55 trips to the line. Clark has connected on 58 of her 74 charity tosses for a 78.4 conversion rate.

Today's Game Quick Facts

Television: CSS (Paul Crane-pxp, Joe Ciampi-color)

Radio: WMOT 89.5 FM/WGNS1450 AM (Dick Palmer)

Video: www.GoBlueRaiders.com

Series Record: Ninth meeting, Alabama leads 7-1

Coaches:

Rick Insell

Overall Record: 77-31 (4th year)

Middle Tennessee Record: 77-31 (4th year)

vs Alabama: 0-2

Wendell Hudson

Overall Record: 245-129 (13th year)

Alabama Record: 6-2 (1st year)

vs Middle Tennessee: 0-0

■ Junior point guard Chelsia Lymon was named a Sun Belt preseason second-team selection. She was the only Blue Raider honored among the 15 players selected by the head coaches.



Middle Tennessee Quick Facts:

GENERAL

Location	Murfreesboro, Tenn.
Enrollment	23,771
Founded	1911
Nickname	Blue Raiders
Colors	Royal Blue and White
President	Dr. Sidney A. McPhee
Director of Athletics	Chris Massaro
Sr. Women's Administrator	Diane Turnham
Athletics Phone	(615) 898-2450
Website	www.GoBlueRaiders.com
Conference	Sun Belt
Facility	Murphy Center (11,520)
NCAA appearances	11 (4-11); last, 2007
WNIT appearances	3 (1-3); last, 2008
Regular-season championships	13
Conference tournament titles	10

ATHLETIC COMMUNICATIONS

Director	Mark Owens
Assistant/WBB Contact	Travis Woods
Woods' email	woods@goblueraiders.com
Woods' office	(615) 898-5270
Woods' cell	(615) 663-2115
Woods' home	(615) 360-2790
Assistant	Tony Stinnett
Assistant	Jessica Stauffacher
Graduate Assistant	David Powell
Office fax	(615) 898-5626
Mailing address	MTSU Box 20 Murfreesboro, TN 37132
Overnight address	1500 Greenland Dr. Murfreesboro, TN 37132

TEAM INFORMATION

2007-08 overall record	22-12
2007-08 Sun Belt record/finish	14-4/2nd East
2007-08 Sun Belt Tournament finish	2nd
2007-08 Final Ranking	n/a
2007-08 Postseason	L, 2nd round WNIT
Letterwinners returning/lost	5/5
Starters returning/lost	3/2
Newcomers	6

COACHING STAFF

Head Coach	Rick Insell
Alma Mater	Middle Tennessee, 1977
Career Record	72-27 (3 years)
Overall Record	72-27 (3 years)
Office phone	(615) 898-2968
Assistant Coach	Allison Clark
Alma Mater	Tennessee Tech, 2002
Office phone	(615) 898-5356
Assistant Coach	Khadija J. Head
Alma Mater	Murray State, 2003
Office phone	(615) 898-5083
Assistant Coach	Tom Hodges
Alma Mater	Tennessee Tech, 2004
Office phone	(615) 898-2498
Director of Operations	Eric White
Alma Mater	Montevallo, 1996
Office phone	(615) 898-5207
Graduate Assistant	Kim Dye
Alma Mater	Florida, 2007
Strength and Conditioning	Matt Riley
Athletic Trainer	Allison Ness
Academic Counselor	Wynnifred Counts
Women's Basketball Secretary	Debbie Bartlett

Clark named SBC Player of Week ... again!

■ Middle Tennessee's junior forward Alysha Clark again was selected as the Sun Belt Conference Player of the Week, for the week ending Dec. 2, 2008.

■ Clark poured in a career-high 37 points and grabbed 12 rebounds in leading MT to a 79-75 victory at LSU.

■ She opened the week with a 25-point effort against Chattanooga before adding a double-double of 21 points and 10 rebounds versus Arizona.

■ Clark concluded the week by averaging 27.7 ppg and 9.3 rpg, while knocking down 17-of-19 (89.5 percent) of her free throws.

Middle Tennessee's SBC Players of the Week:

Name	No.	Last
Amber Holt	7	Feb. 18, 2008
Chrissy Givens	6	Jan. 22, 2007
Patrice Holmes	4	Dec. 8, 2003
Jamie Thomatis	4	Dec. 4, 2001
Alysha Clark	2	Dec. 2, 2008
Krystle Horton	2	Dec. 28, 2004
Tia Stovall	1	March 1, 2005

■ She originally was tabbed the Nov. 25, 2008, Sun Belt Conference Player of the Week. She received the honor after her game-best 31-point, 16-rebound effort against No. 2 Oklahoma in the Preseason WNIT. Clark then helped the Blue Raiders to a home win over Indiana in the event.

■ The honors are Clark's 1st and 2nd at Middle Tennessee and the 11th and 12th overall of her career. She was honored five times in 2005-06 and five more in 2006-07 while playing at Belmont in the Atlantic Sun Conference.

■ Clark became the first MT player to receive the honor this season.

■ Her accolades are the 25th and 26th for Middle Tennessee since it joined the Sun Belt Conference in 2000-01 and the first since Amber Holt Feb. 18, 2008.

■ Over one-half (15-of-26, 57.7 percent) of the accolades have come since head coach Rick Insell took over the reigns prior to the 2005-06 campaign. Thirteen of the 15 were Amber Holt (7) and Chrissy Givens (6).

■ Clark is the first MT player to receive back-to-back honors since Kim Webb in February 1985 during the program's Ohio Valley Conference era.

■ Amber Holt and Chrissy Givens were recognized on consecutive weeks during November 2006 by the Sun Belt.

National Attention

■ Middle Tennessee received its first notice in the national polls for the week of Dec. 1, 2008. The Blue Raiders garnered recognition in the receiving votes category for both the Associated Press and ESPN/USA Today Coaches' Poll.

■ In the AP Poll, MT was tied for 43rd among

the 46 schools listed after earning one vote. Other schools MT was tied with were Minnesota, Utah and Green Bay.

■ In the ESPN/USA Today Coaches' Poll, the Lady Raiders collected six votes to place them 36th among the 43 schools on the chart.

■ The votes signify the first time this season MT has been listed in either poll and the first time since finishing at No. 17/16 in the final 2006-07 polls.

Middle Tennessee inside the Murphy Center

Overall

1975-76	5-3
1976-77	12-1
1977-78	7-5
1978-79	9-3
1979-80	9-3
1980-81	7-4
1981-82	9-1
1982-83	10-1
1983-84	11-2
1984-85	13-2
1985-86	12-0
1986-87	9-4
1987-88	10-0
1988-89	9-4
1989-90	6-6
1990-91	7-4
1991-92	11-2
1992-93	10-3
1993-94	9-3
1994-95	7-3
1995-96	12-1
1996-97	4-8
1997-98	8-4
1998-99	11-1
1999-00	11-2
2000-01	10-4
2001-02	7-8
2002-03	11-3
2003-04	11-2
2004-05	13-2
2005-06	14-1
2006-07	13-2
2007-08	11-2
2008-09	4-1
TOTAL	322-95

Sun Belt Conference Games

Overall

2000-01	5-2
2001-02	4-3
2002-03	6-1
2003-04	6-1
2004-05	7-0
2005-06	10-0
2006-07	9-0
2007-08	8-1
2008-09	0-0
TOTAL	55-8





CAREER GAMES

Played/Started	GP	GS
Abby Andrews	2	0
Brandi Brown	68	22
Alysha Clark	69*	66*
Shytoria Davis	5	0
Dana Garrett	8	0
Anne Marie Lanning	43	32
Chelsia Lymon	69	30
Molly McFadden	3	0
Jackie Pickel	77	9
Emily Queen	43	33
Tina Stewart	8	0

*-60/57 were at Belmont

GAMES STARTED STREAKS

	CURRENT	LONG
Abby Andrews	0	0
Brandi Brown	1	13
Alysha Clark	14*	32
Shytoria Davis	0	0
Dana Garrett	0	0
Anne Marie Lanning	0	21
Chelsia Lymon	27	27
Molly McFadden	0	0
Jackie Pickel	9	9
Emily Queen	5	15
Tina Stewart	0	0

*-5 were at Belmont

CAREER DOUBLE-DOUBLES

Player	2008-09	CAREER
Abby Andrews	0	0
Brandi Brown	0	0
Alysha Clark	3	41*
Shytoria Davis	0	0
Dana Garrett	0	0
Anne Marie Lanning	0	0
Chelsia Lymon	0	0
Molly McFadden	0	0
Jackie Pickel	0	0
Emily Queen	1	3
Tina Stewart	0	0

*-38 were at Belmont

FIRST POINTS/FIRST SUBSTITUTION

Opponent	1st Points	How	Time	1st Sub	Time	STARTERS				
						Forward	Forward	Grd/Fwd	Guard	Guard
Kent. Wesleyan (exh)	Clark	8-footer	19:37	Queen	16:22	Clark	Brown	Lanning	Lymon	Pickel
Lincoln Mem. (exh)	Clark	layup	18:36	Lanning	18:09	Clark	Brown	Queen	Lymon	Pickel
Lafayette College	Lymon	layup	17:46	Lanning	16:51	Clark	Brown	Queen	Lymon	Pickel
Oklahoma	Clark	layup	19:35	Lanning	16:59	Clark	Brown	Queen	Lymon	Pickel
Indiana	Pickel	3-pointer	18:51	Queen	15:49	Clark	Brown	Lanning	Lymon	Pickel
Chattanooga	Brown	3-pointer	18:20	Queen	15:01	Clark	Brown	Lanning	Lymon	Pickel
Arizona	Pickel	3-pointer	19:38	Brown	16:08	Clark	Queen	Lanning	Lymon	Pickel
LSU	Queen	layup	19:06	Brown	16:55	Clark	Queen	Lanning	Lymon	Pickel
Louisville	Queen	layup	18:32	Brown	13:39	Clark	Queen	Lanning	Lymon	Pickel
Western Carolina	Pickel	3-pointer	18:53	Brown	15:57	Clark	Queen	Lanning	Lymon	Pickel
Tennessee	Clark	layup	18:40	Lanning	17:59	Clark	Queen	Brown	Lymon	Pickel

Alabama

Austin Peay

Troy

Tennessee Tech

North Texas

South Alabama

Florida Atlantic

FIU

WKU

UALR

Arkansas State

New Orleans

Louisiana-Lafayette

Louisiana-Monroe

Denver

Troy

North Texas

South Alabama

Florida Atlantic

FIU

WKU

■ More information regarding the recent polls, including complete listings, can be found on page 6.

NCAA Rankings

■ Middle Tennessee was listed No. 1 for team 3-pointers made per game with 10.2 on the first NCAA official statistics, which was announced by the league office Dec. 1.

■ The Blue Raiders were among the top-50 programs out of 328 listed in nine other categories and then earned a placement within the 51-100 range in two other categories.

■ Complete updated ranking information can be found on page 7.

"Shootaround" with Beth and Debbie

■ Middle Tennessee was a topic of discussion on the Dec. 3, 2008, edition of the "Shoot-around" podcast with Beth Mowins and Debbie Antonelli, which can be found on the Women's Basketball Coaches Association website (www.wbca.org).

Blue Raider Bits

■ Middle Tennessee has a mark of 23-11 in home openers, including a 3-1 record under Rick Insell, following the 85-47 triumph against Lafayette College Nov. 15 ... The Blue Raiders have a mark of 16-7 (.696) in the month of November under Rick Insell ... November 15 was the latest season opener for the Blue Raiders since they opened on November 18 in Insell's first season ... Chelsia Lymon and Brandi Brown were the only players on the current roster to have led the Blue Raiders in scoring prior to

junior transfer Alysha Clark's 27 points in the season opener (Brown three times, Lymon twice) ... The Blue Raiders have hit at least one three-pointer in 120 straight games (last time without a trey was against FIU on Feb. 7, 2005) ... MT has had a player drafted by the WNBA two years in a row.

Preseason WNIT history

■ Middle Tennessee made its second appearance in the Preseason WNIT, last competing in the tournament in 2004-05 under head coach Stephany Smith.

■ The Blue Raiders dropped a 70-62 decision to South Florida in their previous outing, Nov. 12, 2004, in Murfreesboro, Tenn.

■ Middle Tennessee owns a 2-1 record in the event under head coach Rick Insell following the 85-47 triumph over Lafayette and an 85-65 loss to No. 2 Oklahoma. MT concluded the 2008 event with a 65-59 victory over Indiana.

Series snapshot vs. Alabama

■ Middle Tennessee will face Alabama for the first time since the 2004-05 campaign when the Crimson Tide invaded the Murphy Center Sunday afternoon.

■ Alabama owns a 7-1 series advantage but the lone loss came in Murfreesboro.

■ The last Middle Tennessee head coach to face 'Bama was Stephany Smith, who then left the Blue Raiders at the conclusion of the 2004-05 season to take the reigns at Alabama. She lasted three seasons in Tuscaloosa before being replaced by current mentor Wendell Hudson.

Tale of the Tape

MT	stat	ALA
5-4Overall record.....	6-2
0-0Conference record.....	0-0
214FGM.....	202
515FGA.....	518
.416FG Pct.....	.390
773FGM.....	41
2133FGA.....	153
.3623FG Pct.....	.268
94FTM.....	107
129FTA.....	168
.729FT Pct.....	.637
289Total Reb.....	394
32.1Reb. Avg.....	49.2
-3.8Rebounding Margin.....	+8.6
130Assists.....	110
175Turnovers.....	149
0.7A/TO Ratio.....	0.7
+2.6Turnover Margin.....	+1.8
15Blocks.....	42
99Steals.....	62
599Total Points.....	552
66.6Points Avg.....	69.0
-0.6Scoring Margin.....	+12.1
269-330Score by Period.....	273-273-6

Signees

■ The Middle Tennessee coaching staff has announced the signing of five players to National Letters of Intent in the NCAA Early Signing Period to join the Blue Raider program in 2009-10.

The Class of 2013:

Jamila "Mimi" Ajanaku	6-1	F	Memphis, Tenn.
			Memphis Central H.S./Tennessee Flight AAU
Icelyn Elie	6-1	F	Lebanon, Tenn.
			Lebanon H.S./Tennessee Elite AAU
Kortni Jones	5-9	G	Oak Ridge, Tenn.
			Oak Ridge H.S./Tennessee Flight AAU
Lauren March	6-2	F	Lewisburg, Tenn.
			Marshall County H.S./Tennessee Flight Navy AAU
Dymon Raynor	6-3	F	La Vergne, Tenn.
			Smyrna H.S./Tennessee Flight AAU

■ The national recruiting experts have taken notice to the incoming class and ranked MT in various lists. The Blue Raiders were rated No. 27 by ESPN HoopGurlz and No. 38 by Blue Star Basketball's Chris Mennig for the five-person class.

Middle Tennessee was listed higher than such notable programs as Connecticut and Oklahoma on both the ESPN HoopGurlz and Blue Star Basketball charts. On the All-Star Girls Report, MT finished ahead of Old Dominion.

"Put me in coach...

... I'm ready to play"

■ Although many may recognize it as a line from John Fogerty's hit single *Centerfield*, it also applies to Middle Tennessee sophomore guard Anne Marie Lanning lately.

GAME-BY-GAME SPECIALTY STATS (opponent stats in parenthesis)									
Opponent	1st Half	2nd Half	Tot. Pts.	Largest Lead	Paint	Off T/O	2nd ch.	Fast Brk	Bench
Kentucky Wesleyan	35 (25)	47 (26)	82 (51)	34 (none)	26 (6)	32 (4)	13 (3)	2 (2)	13 (13)
Lincoln Memorial	67 (25)	49 (16)	116 (41)	78 (none)	50 (16)	51 (4)	28 (0)	2 (0)	27 (13)
Lafayette College	42 (14)	43 (33)	85 (47)	48 (4)	36 (28)	43 (10)	9 (2)	8 (0)	19 (14)
Oklahoma	29 (43)	39 (42)	65 (85)	4 (24)	18 (56)	14 (15)	7 (15)	2 (12)	6 (17)
Indiana	22 (36)	43 (23)	65 (59)	8 (20)	14 (38)	33 (24)	17 (4)	4 (10)	6 (6)
Chattanooga	35 (28)	38 (37)	73 (65)	19 (2)	26 (34)	31 (4)	14 (20)	0 (0)	2 (13)
Arizona	44 (27)	33 (30)	77 (57)	26 (none)	32 (32)	33 (18)	13 (7)	2 (8)	12 (8)
LSU	31 (37)	48 (38)	79 (75)	4 (10)	32 (36)	2 (25)	4 (11)	0 (8)	15 (37)
Louisville	24 (31)	20 (36)	44 (67)	4 (25)	12 (28)	18 (26)	6 (11)	2 (6)	0 (0)
Western Carolina	22 (36)	37 (32)	59 (68)	5 (15)	18 (24)	13 (18)	7 (14)	0 (2)	12 (15)
Tennessee	23 (41)	29 (40)	52 (81)	none (29)	32 (34)	17 (27)	6 (11)	4 (8)	2 (26)
Alabama									
Austin Peay									
Troy									
Tennessee Tech									
North Texas									
South Alabama									
Florida Atlantic									
FIU									
WKU									
UALR									
Arkansas State									
New Orleans									
Louisiana-Lafayette									
Louisiana-Monroe									
Denver									
Troy									
North Texas									
South Alabama									
Florida Atlantic									
FIU									
WKU									

■ Lanning earned her first start of the season Nov. 22 against Indiana in the Preseason WNIT. Since being moved to the starting five, she has proved her worth by scoring 88 points (12.6 ppg), including 18 against the Hoosiers, while only stepping off the floor for one minute.

■ She tallied a career-high 21 points in the win over Arizona behind a career-best seven 3-pointers on a career-high 12 attempts.

■ Lanning is 30-of-66 (45.5 percent) from the field and 20-of-48 (41.7 percent) from 3-point territory in the five starts.

Shutdown defense

■ Middle Tennessee faced its first All-American of the season when the Blue Raiders played at No. 2 Oklahoma Nov. 19. MT held Sooner Courtney Paris to just two points in the first half (basket came with 3:13 to play) before she finished with 13 points and 13 rebounds in 28 minutes and fouling out with 3:20 remaining. It marked her first disqualification since the 2006-07 campaign and only the seventh of her career, spanning 102 games through the MT contest.

Non-Conference under Insell

■ Middle Tennessee is currently 16-5 (.762) under Rick Insell in non-conference home games and has won 11 of its last 13. The only losses have been to No. 1 Maryland, No. 17 Georgia, South Dakota State, Western Carolina and No. 13 Louisville. Overall, the Blue Raiders carry a mark of 27-22 (.551) in non-conference games under Insell entering today's game with Alabama.

Looking for 20 ... Again

■ Last year, Middle Tennessee topped the 20-win mark for the fifth straight season which is the most in succession in school history. Prior to the current run, Middle Tennessee had never put more than two 20-win seasons together in a row. Overall, the Blue Raiders have topped the 20-win plateau 16 times in 33 seasons.

Postseason Streak

■ Middle Tennessee has made postseason play four years in a row to match the longest streak in school history. The Blue Raiders also went to four straight postseason tournaments from 1982 to 1986. The current streak includes three NCAA Tournament appearances and last year's trip to the Women's NIT. The program has never been to postseason play five consecutive seasons.

Lymon picking up where she left off?

■ Junior Chelsia Lymon ranked second on the club in scoring last year with 9.4 points per game, including 11.7 per contest over the final 18 games when she became the starting point guard. Lymon ranked third in the Sun Belt in steals (2.12), fifth in 3-point FG percentage (.353) and ninth in 3-pointers per game (1.62). Lymon helped the Blue Raiders to a 13-5 record over the final eight weeks of the season, taking on a leadership role and assuming a bigger scoring responsibility. She averaged 10.8 points per game in Sun Belt action, with 12 of her 17 double-figure games versus the SBC. She had 18 contests with at least two 3-pointers, including nine with three or more trifectas. Some of her

Sun Belt Standings

(as of Dec. 13)

East Division	SBC	Pct.	Overall	Pct.
South Alabama	0-0	.000	8-2	.800
Western Kentucky	0-0	.000	6-2	.750
Middle Tennessee	0-0	.000	5-4	.556
Troy	0-0	.000	3-4	.429
Florida International	0-0	.000	1-6	.143
Florida Atlantic	0-1	.000	3-5	.375
West Division	SBC	Pct.	Overall	Pct.
Denver	1-0	1.000	4-4	.500
UALR	0-0	.000	7-1	.875
Arkansas State	0-0	.000	5-4	.556
Louisiana-Monroe	0-0	.000	5-4	.556
New Orleans	0-0	.000	4-4	.500
North Texas	0-0	.000	4-4	.500
Louisiana-Lafayette	0-0	.000	1-7	.125

Media Information

Blue Raiders on Radio

■ All Blue Raider basketball games may be heard on WMOT FM 89.5, a 100,000 watt station that originates in Murfreesboro. Dick Palmer begins his second season as the Blue Raiders' play-by-play announcer and his 28th year of calling basketball at Middle Tennessee.

Interview Protocol

■ After a 10-minute cooling off period, requested players and head coach Rick Insell will be available for members of the media. The Blue Raider locker room is CLOSED both at home and on the road. At home, the interview area is located just off the northeast corner of the playing floor. On the road, requested players and Coach Insell will be brought to an area designated by the home team. Player requests should be directed to assistant athletic communications director Travis Woods.

Credentials

■ Arrangement for media credentials for the 2008-09 basketball season should be directed to the Athletic Communications Office. Requests by accredited media members should be made in writing and submitted on company letterhead to Travis Woods. Priority issuance of credentials will be given to daily newspapers and television stations that cover Middle Tennessee basketball on a regular basis. Other credential requests will be fulfilled on a space available basis.

Radio, Television Shows

■ The Rick Insell TV Show airs every other Sunday at 8 p.m. on MTTV 10 in Murfreesboro beginning November 16. Coach Insell's radio show begins Monday, January 5 and airs each Monday from 6-7 p.m. for the remainder of the season. The radio show can be heard at 89.5 WMOT and also at GoBlueRaiders.com. MTTV general manager Richard Lowe serves as the host for the show.

GoBlueRaiders.com

■ Middle Tennessee basketball statistics and notes are available 24 hours a day, seven days a week at GoBlueRaiders.com. Media are invited to use the official web site for Middle Tennessee athletics for information regarding all Blue Raider athletic teams.

best games came against top competition, including 14 points at Maryland and a combined 36 points in three contests versus Western Kentucky as well as 24 points against North Texas.

■ Lymon netted 16 points in the opener against Lafayette, including 12 before the half.

Clark ready to roll

■ Highly regarded Alysha Clark made her Blue Raider debut against Lafayette in the season opener and scored 27 points. Clark transferred to Middle Tennessee in 2007 after playing two years at nearby Belmont University. She led the Bruins to their first NCAA Tournament appearance in 2007 and earned Atlantic Sun Player of the Year honors as a freshman and sophomore. In her final year with the Bruins (2006-07), Clark averaged 16.6 points and 12.1 rebounds (third nationally) to go with 20 double-doubles.

■ Clark showed her dominance with game-best efforts of 31 points and 16 rebounds against No. 2 Oklahoma Nov. 19 in Norman, Okla. It marked her first double-double as a Blue Raider and came against All-America Courtney Paris, who was held to 13 points and 13 boards against the MT defense.

Brown climbing 3-pointer list

■ Junior Brandi Brown, the leading active three-point shooter for the Blue Raiders, moved into 9th on the all-time list for made treys with three against Indiana. Brown owns 114 trifectas and needs 16 more to take over eighth place from Kelly Chastain (1997-2000).

Pickel eyeing top 10

■ Junior Jackie Pickel will no doubt jump into the Blue Raiders' all-time 3-point field goals made list sometime this season. The Cleveland, Tenn., native has 104 career treys to move just Paula Penttila (2000-03) for 11th in just over two years and keeps her on pace to crack the top five. For her career, Pickel has attempted 405 total shots and 350 have been from behind the arc, including 51-of-63 in 2008-09.

Top 100 Rankings -- 2007-08

■ Middle Tennessee ranked in the Top 100 nationally in nine categories in 2007-08, including scoring offense (24th, 73.2), 3-pointers per game (4th, 7.9), turnovers per game (12th, 13.6), steals per game (16th, 11.5), assist-to-turnover ratio (25th, 1.0), free throw percentage (30th, .750), scoring margin (48th, +9.1), won-loss percentage (76th, .647) and field goal percentage (91st, .418).

Protecting the Rock

■ One area where the Blue Raiders have excelled under Rick Insell is the turnover department. Middle Tennessee has had less turnovers than its opponent in 88 of the 108 games under Insell and carry a record of 70-18 in those contests. The Blue Raiders ranked 12th nationally

BLUE RAIDER HISTORY

Years of Basketball	34th Season
1st Season of Basketball	1975-76
All-Time Head Coaches	7
SBC Head Coaches	2
All-Time Record	642-330 (.660)
Winning Seasons	30
.500 Seasons	1
Losing Seasons	2
20+ Win Seasons	16

SBC GAMES ONLY

Won-Loss Record	88-34 (.721)
Overall Titles	6
Regular Season Titles	2
Tournament Titles	4
Winning Seasons	7
.500 Seasons	1
Losing Seasons	0

NCAA TOURNAMENT

Tournament Appearances	11
Most Recent Appearance	2007
Consecutive Appearances	4 (1983-86; 2004-07)
Won-Loss Record	5-11
NCAA Sweet 16s	0
NCAA Final Eight	0
Final Four Appearances	0
NCAA Championships	0

POSTSEASON WNIT TOURNAMENT

Tournament Appearances	3
Most Recent Appearance	2008
Consecutive Appearances	1
Won-Loss Record	1-3

NATIONAL RANKINGS

Highest Regular Season Ranking	16 (AP & USA Today)
Ranked in Final AP Top 25	1 (#17, 2006-07)
Ranked in Final Coaches Top 25	1 (#23, 2006-07)
Total Weeks in the AP Poll	19
Total Weeks in Coaches Poll	24

SBC HONORS

All-SBC Selections	16
All-SBC First Team Selections	11
SBC Player of the Year	2
SBC Freshman of the Year	1
SBC Newcomer of the Year	1
SBC Defensive Player of the Year	6
SBC Coach of the Year	1
SBC All-Tournament	15
SBC Tournament MOP	5
SBC Players of the Week	26

NATIONAL HONORS

All-Americans	2
Academic First-Team All-Americans	2
Nation's Leading Scorer	1

Recent Sun Belt Scores

Date	Score	Score/Time
Sat, Dec 6	Louisiana-Monroe at Lamar	67 73
Sat, Dec 6	Valparaiso at North Texas	67 71
Sat, Dec 6	Jackson State at New Orleans	52 71
Sat, Dec 6	South Alabama at Southern	58 62
Sat, Dec 6	Columbia at Denver	67 56
Sat, Dec 6	Oklahoma State at UALR	51 65
Sun, Dec 7	Western Kentucky at Missouri State	77 70
Sun, Dec 7	Oklahoma at Arkansas State	87 57
Sun, Dec 7	Middle Tennessee at Western Carolina	59 68
Tues, Dec 9	Tulsa at UALR	46 63
Tues, Dec 9	Northwestern State at Louisiana-Monroe	57 62
Tues, Dec 9	North Texas at New Mexico	63 66
Wed, Dec 10	Air Force at Denver	42 84
Thurs, Dec 11	Middle Tennessee at Tennessee	52 81
Thurs, Dec 11	South Alabama at Memphis	66 49
Sat, Dec 13	Spring Hill at Troy	45 93
Sat, Dec 13	Florida Atlantic at Denver	66 76 (OT)
Sat, Dec 13	Louisiana-Monroe at McNeese State	54 62
Sat, Dec 13	New Orleans at Stephen F. Austin	63 66
Sat, Dec 13	South Alabama at Western Illinois	55 49

Upcoming Sun Belt Games

Sun, Dec 14	Alabama at Middle Tennessee	2 p.m.
Sun, Dec 14	North Texas at SMU	2 p.m.
Sun, Dec 14	UALR at Missouri State	2:05 p.m.
Sun, Dec 14	Florida International at Boston College	3 p.m.
Mon, Dec 15	Louisiana-Lafayette vs. Georgia State	4 p.m.
Mon, Dec 15	North Dakota State at Denver	8 p.m.
Tues, Dec 16	Troy at George Washington	6:30 p.m.
Tues, Dec 16	Austin Peay at Middle Tennessee	7 p.m.
Tues, Dec 16	Louisiana-Lafayette vs. Alabama State/UAB	TBA
Wed, Dec 17	Montana at Denver	5 p.m.
Wed, Dec 17	New Orleans at Louisiana-Monroe	7 p.m.
Wed, Dec 17	UALR at Mississippi	7 p.m.
Wed, Dec 17	Florida International at Arkansas State	7:05 p.m.
Wed, Dec 17	Western Kentucky at South Alabama	7:05 p.m.

All times Central

in turnovers a year ago with 13.7 and were 26th with 14.6 per game in 2006-07.

■ After forcing 73 combined turnovers in the two exhibition games, MT created 38 ball changes against Lafayette College in the season opener. At least three Leopards had six turnovers.

■ Middle Tennessee only turned the ball over 16 times in the season-opening win over Lafayette College for a +22 turnover ratio. The Blue Raiders finished with a positive assist-to-turnover ratio, finishing at 20-to-16 against the Leopards compared to an 11-to-38 (-27) mark for Lafayette College.

Queen on the Boards

■ Emily Queen, who is just one of three players on the Blue Raider roster to own a double-double and one of three to lead the team in rebounding, recorded five double-figure rebound games and a pair of double-doubles for the Blue Raiders as a freshman in 2007-08. Queen posted double-doubles in back-to-back games in January, netting 17 points with 11 rebounds versus Denver and 14 points with a career-high 15 boards against Florida Atlantic. She also grabbed 12 rebounds versus No. 8 LSU in December, posted 10 boards against North Texas and recorded 10 caroms versus Western Carolina. Queen ranked 17th in the Sun Belt last season with 5.9 rebounds per contest, including 6.6 in conference games only, which tied for 11th. Queen also ranked 12th in the SBC in offensive rebounds with 2.32 per outing.

■ She opened the 2008-09 campaign with a game-high tying eight boards, including five on the defensive glass, against Lafayette College. The five offensive rebounds led the squad and were part of a 17-to-3 advantage for MT against the Leopards.

■ While she did not score against Chattanooga, Queen finished with game-high honors of 11 rebounds against the Lady Mocs. She came off the bench and hauled in her first double-figure rebounding effort of the season to go along with four assists and two steals in 24 minutes.

■ She grabbed a season-high 13 rebounds as part of her third career double-double, with 15 points, to lead all players at Western Carolina. Of the 13 boards, nine were on the defensive glass.

■ Queen is currently second among the Blue Raiders with 56 rebounds, for 6.2 per game.

Approaching 1,000

■ Middle Tennessee entered the 2008-09 season with an overall record of 642-330 which adds up to 972 games played at the varsity/scholarship level. The Blue Raiders are 28 games shy of their 1,000th and with a long postseason run could make it to the monumental number. However, the most games ever played in a season by the Blue Raiders is 34 in 2006-07.

Unparalleled Support

■ A big reason for Middle Tennessee's 43-6

National Polls

Associated Press (Dec. 8)

Rank	School	Record	Points
1.	Connecticut (45)	6-0	1125
2.	North Carolina	9-0	1076
3.	Stanford	6-1	1010
4.	Texas A&M	8-0	940
5.	Oklahoma	6-2	878
6.	Texas	8-0	846
7.	Tennessee	6-1	844
8.	Notre Dame	7-0	784
9.	California	7-1	763
10.	Baylor	7-1	721
11.	Duke	6-1	685
12.	Louisville	7-1	645
13.	Auburn	10-0	637
14.	Rutgers	3-2	526
15.	Maryland	7-2	514
16.	Pittsburgh	6-1	419
17.	Virginia	7-2	380
18.	Ohio State	7-2	365
19.	TCU	8-2	317
20.	Vanderbilt	8-2	202
21.	Purdue	5-3	164
22.	Arizona State	6-2	161
23.	Florida	8-1	138
24.	Oklahoma State	3-2	91
25.	Kansas State	7-0	90

OTHERS RECEIVING VOTES

Georgia Tech 79, Wisconsin 36, Old Dominion 29, South Dakota State 27, Xavier 27, New Mexico 18, Minnesota 14, Marist 13, Michigan State 13, Gonzaga 10, DePaul 9, Marquette 7, Bradley 4, Wake Forest 4, Green Bay 4, Arkansas-Little Rock 2, St. Bonaventure 2, Utah 2, Cincinnati 1, Iowa State 1, Mississippi State 1, Richmond 1

ESPN/USA Today Coaches (Dec. 9)

Rank	School	Record	Points
1.	Connecticut (31)	6-0	775
2.	North Carolina	9-0	741
3.	Texas A&M	8-0	694
4.	Stanford	6-1	669
5.	Texas	8-0	624
6.	Oklahoma	6-2	595
7.	California	7-1	565
8.	Notre Dame	7-0	559
9.	Baylor	8-1	520
10.	Tennessee	6-1	518
11.	Auburn	10-0	431
12.	Duke	6-1	423
13.	Rutgers	4-2	419
	Louisville	7-1	419
15.	Virginia	7-2	285
16.	Maryland	7-2	280
17.	Ohio State	7-2	263
18.	Kansas State	7-0	218
19.	Vanderbilt	8-2	171
20.	Pittsburgh	6-1	155
21.	Arizona State	6-2	131
22.	TCU	8-2	118
23.	Purdue	5-3	112
24.	Oklahoma State	3-2	58
25.	Minnesota	8-1	48

OTHERS RECEIVING VOTES

South Dakota State 43, Florida 38, Xavier 37, Iowa State 29, Old Dominion 28, Marist 26, Georgia Tech 25, Nebraska 15, Gonzaga 7, Florida State 6, Fresno State 5, DePaul 5, Georgia 4, Hartford 4, New Mexico 4, Houston 2, Green Bay 2, Arkansas-Little Rock 1, North Carolina A&T 1, Quinnipiac 1, Western Kentucky 1

() - indicates first-place votes

italics are 2008-09 Middle Tennessee opponents

National Rankings (Dec. 8)

Team Category	MT Rank	Actual
Scoring Offense (328 ranked)	101	68.4
Scoring Defense (328 ranked)	208	65.4
Scoring Margin (328 ranked)	141	3.0
Field Goal Percentage (328 ranked)	104	41.6
Field Goal Percentage Defense (328 ranked)	327	48.9
Free Throw Percentage (328 ranked)	29	74.6
Rebound Margin (328 ranked)	253	-3.5
3-Point Field Goals Made Per Game (328 ranked)	3	9.1
3-Point Field Goal Percentage (252 ranked)	39	36.3
Won-Lost Percentage (328 ranked)	111	62.5
Assists Per Game (328 ranked)	78	14.9
Blocked Shots Per Game (328 ranked)	276	1.8
Steals Per Game (328 ranked)	38	11.4
Turnovers Per Game (328 ranked)	158	19.0
Personal Fouls Per Game (328 ranked)	239	19.5
3-Point FG Percentage Defense (328 ranked)	41	.265
Assist-Turnover Ratio (328 ranked)	102	0.78
Turnover Margin (328 ranked)	57	3.75

Individual Category	Rank	Actual
Points Per Game (100 ranked)		
Alysha Clark	9	22.0
Steals Per Game (100 ranked)		
Chelsia Lymon	32	3.1
Field Goal Percentage (100 ranked)		
Alysha Clark	44	53.6
3-Point Field Goal Percentage (100 ranked)		
Anne Marie Lanning	46	44.1
3-Point Field Goals Made Per Game (100 ranked)		
Anne Marie Lanning	12	3.3
Assist-Turnover Ratio (100 ranked)		
Jackie Pickel	67	1.71

Sun Belt Rankings (Dec. 8)

Team Category	MT Rank	Actual
Scoring Offense	5th	68.4
Scoring Defense	9th	65.4
Scoring Margin	5th	+3.0
Free Throw Percentage	1st	.746
Field Goal Percentage	4th	.416
Field Goal Percentage Defense	13th	.489
3-Point Field Goal Percentage	2nd	.363
3-Point Field Goal Percentage Defense	4th	.265
Rebounding Offense	11th	32.5
Rebounding Defense	3rd	36.0
Rebounding Margin	10th	-3.5
Blocked Shots	11th	1.75
Assists	4th	14.88
Steals	2nd	11.38
Turnover Margin	4th	+3.75
Assist-Turnover Ratio	3rd	0.78
Offensive Rebounds	10th	12.63
Defensive Rebounds	13th	19.88
3-Point Field Goals Made	2nd	9.13

Individual Category	Rank	Actual
Scoring		
Alysha Clark	1st	22.0
Anne Marie Lanning	10th	13.8
Rebounding		
Alysha Clark	5th	8.4
Emily Queen	13th	6.6
Field Goal Percentage		
Alysha Clark	5th	.536
Anne Marie Lanning	10th	.481
Assists		
Chelsia Lymon	10th	3.13
Jackie Pickel	t-11th	3.00

(.878) record inside the Murphy Center the past three-plus years, since Rick Insell has become head coach, has been the loyalty of the Blue Raider fans. During that time, Middle Tennessee has increased attendance by more than 600 percent and has ranked in the Top 30 nationally two years in a row. Middle Tennessee led the nation in increased attendance in 2005-06 and ranked sixth in 2006-07. The Blue Raiders have averaged more than 4,000 fans per game over the last two seasons. Along the way, the Blue Raiders set a single-game attendance record with 10,010 against top-ranked Maryland in November 2006 while also recording 7,858 fans in a 2007 upset of No. 8 LSU and 6,968 in a win over WKU last year on "Think Pink" day.

■ Through five games in 2008-09, MT has averaged 3,100 fans with a high of 4,021 showing up to witness the game against No. 13/15 Louisville Dec. 4. The Blue Raiders have cracked the 3,000-fan barrier during two other games.

Nation's Toughest Non-Conference Schedule?

■ Middle Tennessee, never one to back down against higher ranked opponents, is slated to play four ranked schools among its first nine games. The Blue Raiders began the stretch with the Preseason WNIT game at No. 4 Oklahoma. Other current ranked opponents on the schedule include LSU (No. 24), Louisville (No. 10) and Tennessee (No. 7).

(All rankings are from the preseason AP poll)

A Look at the Preseason WNIT

■ **Format:** The Preseason NIT changed to a three-game guarantee format in 2007. All games, including the semifinals and championship, are hosted by participating schools at their home facility. The initial round of the event involves eight sites hosted by participating institutions. The winner's bracket looks identical to past Preseason tournaments ... **First Round Winners:** The eight Round One winners will continue on in traditional bracket play, with half of them hosting the other half in separate host sites. The winning teams will continue on, with separate host sites throughout the semifinals and championship. The two teams in the championship game will play four games in the tournament ... **First Round Losers:** The eight teams who lose their first games will be re-grouped into "Consolation bracket quads," which will be two four-team pools. One team in each pool is selected to host the other three teams. Each team will play two games for a total of three in the tournament. These are called Consolation Rounds 1 and 2 ... **Quarterfinal Round Losers (from original bracket):** Of the four quarterfinal teams, two teams will be selected to host one of the other quarterfinal round losers in a single game at separate sites. This game provides the third game for each of these schools.

Sun Belt Rankings cont. (Dec. 8)

Individual Category	Rank	Actual
Free Throw Percentage		
Alysha Clark	t-4th	.800
Steals		
Chelsia Lymon	2nd	3.13
Emily Queen	11th	1.88
Alysha Clark	t-14th	1.75
3-Point Field Goal Percentage		
Anne Marie Lanning	4th	.441
3-Point Field Goals Made		
Anne Marie Lanning	1st	3.25
Jackie Pickel	6th	1.88
Blocked Shots		
Brandi Brown	15th	0.75
Assist-Turnover Ratio		
Jackie Pickel	3rd	1.71
Chelsia Lymon	10th	1.00
Offensive Rebounds		
Alysha Clark	3rd	4.13
Defensive Rebounds		
Emily Queen	10th	4.38
Alysha Clark	12th	4.25
Minutes Played		
Anne Marie Lanning	t-4th	35.00
Chelsia Lymon	t-6th	34.50
Alysha Clark	13th	31.50

Upcoming Promotions

The Middle Tennessee marketing and promotions office, in conjunction with Nelligan Sports Marketing, Inc., has announced the upcoming promotions at home Blue Raider women's basketball games:

Dec. 14 vs. Alabama

• Pack the House Challenge presented by State Farm

Participating in the national competition to "Pack the House" at the selected home game during the 2008-09 regular season. NCAA member schools will compete against schools in their conference as well as all Division I schools for a chance to be the 2009 NCAA Women's Basketball "Pack the House" Challenge Champion and win great prizes.

Last year, the Blue Raiders won the inaugural "Pack the House" Challenge in the Sun Belt.

• Teddy Bear Toss Night

Bring a teddy bear to the game with your name on the tag. During halftime, fans will throw the bears on the court and the closest one to the half court circle will win a prize. All bears go to the United States Marie Corp "Toys for Tots" Christmas toy drive.

• A Middle Tennessee Christmas Parade

The annual city of Murfreesboro Christmas parade, entitled a "Middle Tennessee Christmas", will be held at 1 p.m. Everyone who attends the parade are encouraged to attend the women's basketball game versus Alabama at 4 p.m. Tickets will be discounted for \$5 each.

Dec. 20 vs. Troy

• Hoop and Hollar for a Dollar

All tickets are \$1

• Church and Family Night

Bring your youth group out for \$1

More information can be obtained by calling the MT marketing and promotions office at (615) 898-5322.




00 Chelsia Lymon

NOTEWORTHY

- Lymon's seven steals against Kentucky Wesleyan would have been a career-best if played in the regular season.
- Posted a 2:1 assist-to-turnover ratio in the second exhibition game against Lincoln Memorial.
- Has increased her scoring total by two points in each of the first three games.
- Dished four assists without committing a turnover in the season opener against Lafayette.
- Played a career-high 39 minutes in scoring a team-high 19 points in the Preseason WNIT win over Indiana.
- Had a crucial backcourt steal and subsequent layup with just over a minute left to help build the MT lead to five against the Hoosiers.
- Tallied a 4-to-0 assist-to-turnover ratio against Chattanooga.
- Connected on 4-of-5 field goals versus Arizona.
- Held scoreless at LSU for the first time since at Tennessee Dec. 13, 2007 (31 games).
- Grabbed five defensive rebounds at Tennessee.

LYMON'S GAME-BY-GAME STATISTICS 2008-09

	DATE	GS	MIN	FG-A	3FG-A	FT-A	O-D-T	PF	A	TO	BLK	S	PTS
KENTUCKY WESLEYAN (Exh.)	11/03/08	*	30	5-13	2-6	0-0	1-2-3	1	2	4	0	7	12
LINCOLN MEMORIAL (Exh.)	11/10/08	*	18	5-10	2-4	2-2	1-2-3	2	2	1	0	2	14
LAFAYETTE	11/15/08	*	26	7-11	0-2	2-2	2-1-3	3	4	0	0	5	16
at Oklahoma	11/19/08	*	37	3-11	2-7	0-0	1-2-3	3	3	4	0	2	8
INDIANA	11/22/08	*	39	5-13	3-5	6-6	3-3-6	2	2	5	0	4	19
CHATTANOOGA	11/25/08	*	37	3-10	3-7	4-6	2-1-3	2	4	0	0	2	13
ARIZONA	11/28/08	*	27	4-5	1-2	0-0	1-1-2	3	3	2	0	2	9
at LSU	11/30/08	*	36	0-5	0-2	0-0	0-2-2	3	5	7	0	4	0
LOUISVILLE	12/04/08	*	40	1-5	1-4	0-0	1-1-2	1	2	6	0	3	3
at Western Carolina	12/07/08	*	34	1-7	0-3	0-0	1-0-1	5	2	1	0	3	2
at Tennessee	12/11/08	*	22	2-4	1-2	0-0	0-5-5	5	1	2	0	1	5



- ▶ Junior
- ▶ Guard
- ▶ 5-5
- ▶ Georgetown, Ky.
- ▶ Scott County HS

Career Highs

Points: 27, at ULL (01/30/08)
 Rebounds: 7, vs. Western Kentucky (02/17/08)
 FG Made: 9, vs. North Texas (01/26/08)
 FG Attempts: 17, at ULL (01/30/08)
 3-Pt. FG Made: 5, at ULL (01/30/08)
 3-Pt. FG Att.: 12, at ULL (01/30/08)
 FT Made: 7, at Western Kentucky (01/03/08)
 FT Attempts: 8, 2x, last vs. Troy (03/01/08)
 Blocks: 1, three times
 Assists: 5, 5x, last at LSU (11/30/08)
 Steals: 6, at ULL (01/30/08)
 Minutes: 40, vs. Louisville (12/04/08)

Miscellaneous

Double Figure Scoring Games 23
 Double Figure Rebound Games 0
 Double-Doubles 0
 Games Led MT in Scoring 3
 Games Led MT in Rebounding 0
 Games With 20+ Points 2

Season Highs

Points: 19, vs. Indiana (11/22/08)
 Rebounds: 6, vs. Indiana (11/22/08)
 FG Made: 7, vs. Lafayette (11/15/08)
 FG Attempts: 13, vs. Indiana (11/22/08)
 3-Pt. FG Made: 3, 2x, last vs. Chattanooga (11/25/08)
 3-Pt. FG Att.: 7, 2x, last vs. Chattanooga (11/25/08)
 FT Made: 6, vs. Indiana (11/22/08)
 FT Attempts: 6, 2x, last vs. Chattanooga (11/25/08)
 Blocks: 0
 Assists: 5, at LSU (11/30/08)
 Steals: 5, vs. Lafayette (11/15/08)
 Minutes: 40, vs. Louisville (12/04/08)

Miscellaneous

Double Figure Scoring Games 3
 Double Figure Rebound Games 0
 Double-Doubles 0
 Games Led MT in Scoring 1
 Games Led MT in Rebounding 0
 Games With 20+ Points 0

Lymon's Career Statistics

Year	GP-GS	Min	Avg	FG-A	Pct	3FG-A	Pct	FT-A	Pct	Off-Def-Tot	Avg	PF-FO	A	TO	Blk	Stl	Pts	Avg
2006-07	26-2	423	16.3	47-114	.412	33-76	.434	17-24	.708	10-16-26	1.0	56-0	34	30	0	38	144	5.5
2007-08	34-19	894	26.3	102-273	.374	55-156	.353	61-74	.824	33-62-95	2.8	80-2	69	66	3	72	320	9.4
2008-09	9-9	298	33.1	26-71	.366	11-34	.324	12-14	.857	11-16-27	3.0	27-2	26	27	0	26	75	8.3
TOTAL	69-30	1615	23.4	175-458	.382	99-266	.372	90-112	.804	54-94-148	2.1	163-4	129	123	3	136	539	7.8



3 Emily Queen

NOTEWORTHY

- The 17 points off the bench against Kentucky Wesleyan would have matched her career-high if played during the regular season along with her two blocks.
- Finished the exhibition season with 33 points, second on the team behind Alysha Clark's 60.
- Tied for the team lead with eight rebounds in the opener against Lafayette.
- Five of the eight boards came on the defensive glass.
- Came off the bench to lead the team with eight rebounds against Indiana in Preseason WNIT action.
- Led all players with her first double-figure rebounding effort of the season with 11 boards against Chattanooga.
- Added four assists, zero turnovers and two steals against the Lady Mocs.
- Dished a career-high six assists to lead all players versus Arizona.
- Scored a then season-high 11 points on 5-of-12 field goals at LSU.
- Equaled her career high with 17 points against Louisville, hitting a team-high seven field goals.
- Was 3-of-6 from behind the 3-point line against the Cardinals.
- Reached double figures for the third straight game with a double-double of 15 points and 13 rebounds at Western Carolina.
- The double-double was her first of the season and third of her career.
- Nine of her game-best 13 boards against the Lady Catamounts came on the defensive glass.

QUEEN'S GAME-BY-GAME STATISTICS 2008-09

	DATE	GS	MIN	FG-A	3FG-A	FT-A	O-D-T	PF	A	TO	BLK	S	PTS
KENTUCKY WESLEYAN (Exh.)	11/03/08		26	7-10	2-3	1-3	2-4-6	2	1	0	2	1	17
LINCOLN MEMORIAL (Exh.)	11/10/08	*	27	6-10	1-3	3-5	3-3-6	1	5	4	0	2	16
LAFAYETTE	11/15/08	*	27	4-11	0-1	0-1	3-5-8	1	2	3	0	4	8
at Oklahoma	11/19/08	*	30	1-6	0-2	0-0	1-3-4	3	0	5	0	2	2
INDIANA	11/22/08		21	3-6	0-0	0-2	4-4-8	4	1	2	0	1	6
CHATTANOOGA	11/25/08		24	0-5	0-1	0-0	5-6-11	3	4	0	0	2	0
ARIZONA	11/28/08	*	25	1-5	1-3	1-2	0-1-1	3	6	2	1	1	4
at LSU	11/30/08	*	26	5-12	1-4	0-0	1-4-5	4	1	1	0	1	11
LOUISVILLE	12/04/08	*	23	7-12	3-6	0-1	0-3-3	4	1	1	1	3	17
at Western Carolina	12/07/08	*	31	5-9	1-3	4-5	4-9-13	5	1	9	0	1	15
at Tennessee	12/11/08	*	30	0-8	0-3	0-0	0-3-3	4	3	2	0	1	0



- **Sophomore**
- **Forward**
- **6-1**
- **Ashland, Ky.**
- **Rose Hill Christian**

Career Highs

Points: 17, 2x, last vs. Louisville (12/04/08)
 Rebounds: 15, vs. Florida Atlantic (01/10/08)
 FG Made: 7, vs. Louisville (12/04/08)
 FG Attempts: 14, vs. Florida Atlantic (01/10/08)
 3-Pt. FG Made: 3, 2x, last vs. Louisville (12/04/08)
 3-Pt. FG Att.: 6, vs. Louisville (12/04/08)
 FT Made: 9, at FIU (02/09/08)
 FT Attempts: 10, at FIU (02/09/08)
 Blocks: 2, vs. FIU (2/9/08)
 Assists: 6, vs. Arizona (11/28/08)
 Steals: 4, 2x, last vs. Lafayette (11/15/08)
 Minutes: 37, vs. Florida Atlantic (01/10/08)

Miscellaneous

Double Figure Scoring Games 8
 Double Figure Rebound Games 7
 Double-Doubles 3
 Games Led MT in Scoring 0
 Games Led MT in Rebounding 12
 Games With 20+ Points 0

Season Highs

Points: 17, vs. Louisville (12/04/08)
 Rebounds: 13, at Western Carolina (12/07/08)
 FG Made: 7, vs. Louisville (12/04/08)
 FG Attempts: 12, 2x, last vs. Louisville (12/04/08)
 3-Pt. FG Made: 3, vs. Louisville (12/04/08)
 3-Pt. FG Att.: 6, vs. Louisville (12/04/08)
 FT Made: 4, at Western Carolina (12/07/08)
 FT Attempts: 5, at Western Carolina (12/07/08)
 Blocks: 1, vs. Arizona (11/28/08)
 Assists: 6, vs. Arizona (11/28/08)
 Steals: 4, vs. Lafayette (11/15/08)
 Minutes: 31, at Western Carolina (12/07/08)

Miscellaneous

Double Figure Scoring Games 3
 Double Figure Rebound Games 2
 Double-Doubles 1
 Games Led MT in Scoring 0
 Games Led MT in Rebounding 4
 Games With 20+ Points 0

Queen's Career Statistics

Year	GP-GS	Min	Avg	FG-A	Pct	3FG-A	Pct	FT-A	Pct	Off-Def-Tot	Avg	PF-FO	A	TO	Blk	Stl	Pts	Avg
2007-08	34-26	764	22.5	63-169	.373	15-48	.313	47-64	.734	79-122-201	5.9	116-9	33	70	6	28	188	5.5
2008-09	9-7	237	26.3	26-74	.351	6-23	.261	5-11	.455	18-38-56	6.2	31-1	19	25	2	16	63	7.0
TOTAL	43-33	1001	23.3	89-243	.366	21-71	.296	52-75	.693	97-160-257	6.0	147-10	52	95	8	44	251	5.8



10 Jackie Pickel

NOTEWORTHY

- Earned what would have been her first career start in exhibition win over Kentucky Wesleyan.
- Recovered from an off-shooting night to net 15 points in the exhibition victory against Lincoln Memorial.
- The four assists against the Railsplitters would have been a career high if it was a regular-season game.
- Garnered her first real starting spot in the opener against Lafayette.
- All three of her field goals made in the opener were 3-pointers, while eight of her nine field attempts were behind the arc.
- Swiped a career-best six steals against the Leopards.
- Played 39 of the possible 40 minutes in the Preseason WNIT game at No. 2 Oklahoma.
- Nine of her 11 points against the Sooners came from behind the 3-point arc.
- Tied her career high with four assists against Indiana in the Preseason WNIT.
- Continued her scoring with all 10 of her field goals being beyond the 3-point line.
- Hit her 100th career 3-pointer with her third make versus Arizona.
- Finished with a 5-to-0 assist-to-turnover ratio against the Wildcats.
- Tied a career high with five assists at LSU.
- Registered her first career blocked shot versus Louisville on a 3-pointer attempt from the corner late in the second half.

PICKEL'S GAME-BY-GAME STATISTICS 2008-09

	DATE	GS	MIN	FG-A	3FG-A	FT-A	O-D-T	PF	A	TO	BLK	S	PTS
KENTUCKY WESLEYAN (Exh.)	11/03/08	*	28	0-11	0-7	0-2	0-2-2	3	1	1	0	2	0
LINCOLN MEMORIAL (Exh.)	11/10/08	*	19	5-12	5-8	0-1	2-0-2	2	4	2	0	1	15
LAFAYETTE	11/15/08	*	34	3-9	3-8	2-3	2-2-4	3	4	2	0	6	11
at Oklahoma	11/19/08	*	39	3-7	3-7	2-2	0-2-2	0	2	3	0	1	11
INDIANA	11/22/08	*	37	1-10	1-10	0-0	3-1-4	2	4	2	0	0	3
CHATTANOOGA	11/25/08	*	30	3-7	3-7	0-0	0-2-2	5	1	1	0	1	9
ARIZONA	11/28/08	*	30	3-7	3-5	1-2	1-3-4	3	5	0	0	1	10
at LSU	11/30/08	*	38	0-1	0-1	0-0	1-2-3	3	5	0	0	0	0
LOUISVILLE	12/04/08	*	38	1-9	1-6	0-0	0-2-2	5	2	2	1	4	3
at Western Carolina	12/07/08	*	34	2-7	1-3	0-0	0-2-2	2	1	4	0	0	5
at Tennessee	12/11/08	*	32	2-6	2-4	0-0	0-0-0	0	2	6	0	1	6



- ▶ Junior
- ▶ Guard
- ▶ 5-10
- ▶ Cleveland, Tenn.
- ▶ Bradley Central HS

Career Highs

Points: 18, vs. North Dakota State (01/02/07)
 Rebounds: 4, 4x, last vs. Arizona (11/28/08)
 FG Made: 6, vs. North Dakota State (01/02/07)
 FG Attempts: 13, vs. Denver (01/31/07)
 3-Pt. FG Made: 6, vs. N. Dakota State (01/02/07)
 3-Pt. FG Attempts: 11, vs. ULL (01/28/07)
 FT Made: 2, 3x, last at Oklahoma (11/19/08)
 FT Attempts: 3, 2x, last vs. Lafayette (11/15/08)
 Blocks: 1, vs. Louisville (12/04/08)
 Assists: 5, 2x, last at LSU (11/30/08)
 Steals: 6, vs. Lafayette (11/15/08)
 Minutes: 39, at Oklahoma (11/19/08)

Miscellaneous

Double Figure Scoring Games 13
 Double Figure Rebound Games 0
 Double-Doubles 0
 Games Led MT in Scoring 0
 Games Led MT in Rebounding 0
 Games With 20+ Points 0

Season Highs

Points: 11, 2x, last at Oklahoma (11/19/08)
 Rebounds: 4, 3x, last vs. Arizona (11/28/08)
 FG Made: 3, 4x, last vs. Arizona (11/28/08)
 FG Attempts: 10, vs. Indiana (11/22/08)
 3-Pt. FG Made: 3, 4x, last vs. Arizona (11/28/08)
 3-Pt. FG Att.: 10, vs. Indiana (11/22/08)
 FT Made: 2, 2x, last at Oklahoma (11/19/08)
 FT Attempts: 3, vs. Lafayette (11/15/08)
 Blocks: 1, vs. Louisville (12/04/08)
 Assists: 5, 2x, last at LSU (11/30/08)
 Steals: 6, vs. Lafayette (11/15/08)
 Minutes: 39, at Oklahoma (11/19/08)

Miscellaneous

Double Figure Scoring Games 3
 Double Figure Rebound Games 0
 Double-Doubles 0
 Games Led MT in Scoring 0
 Games Led MT in Rebounding 0
 Games With 20+ Points 0

Pickel's Career Statistics

Year	GP-GS	Min	Avg	FG-A	Pct	3FG-A	Pct	FT-A	Pct	Off-Def-Tot	Avg	PF-FO	A	TO	Blk	Stl	Pts	Avg
2006-07	34-0	348	10.2	55-175	.314	49-160	.306	3-8	.375	11-12-23	0.7	35-0	11	19	0	11	162	4.8
2007-08	34-0	423	12.4	50-167	.299	38-138	.275	3-9	.333	18-16-34	1.0	45-0	16	25	0	26	141	4.1
2008-09	9-9	312	34.7	18-63	.286	17-51	.333	5-7	.714	7-16-23	2.6	23-2	26	20	1	14	58	6.4
TOTAL	77-9	1074	13.9	123-405	.304	104-349	.298	11-24	.458	36-44-80	1.0	103-2	53	64	1	51	361	4.7



20 Tina Stewart

NOTEWORTHY

- Swiped four steals and hauled in four rebounds in the exhibition triumph over Lincoln Memorial.
- Recorded her first career assist and steal in the opener against Lafayette.
- Hauled in her first career rebound, on the defensive glass, against Chattanooga.
- Scored her first collegiate points versus Arizona.
- Tallied four steals against the Wildcats.
- Registered a career-high four points at Western Carolina, including her first 3-pointer as a Blue Raider.
- Only Blue Raider other than Alysha Clark to attempt free throws at Tennessee.

STEWART'S GAME-BY-GAME STATISTICS 2008-09

	DATE	GS	MIN	FG-A	3FG-A	FT-A	O-D-T	PF	A	TO	BLK	S	PTS
KENTUCKY WESLEYAN (Exh.)	11/03/08		14	2-3	1-2	0-0	0-0-0	3	0	0	0	0	5
LINCOLN MEMORIAL (Exh.)	11/10/08		16	2-8	1-4	0-2	3-1-4	2	1	0	0	4	5
LAFAYETTE	11/15/08		10	0-3	0-1	0-0	0-0-0	4	1	2	0	1	0
at Oklahoma	11/19/08		3	0-0	0-0	0-0	0-0-0	0	0	0	0	0	0
INDIANA	11/22/08		1	0-0	0-0	0-0	0-0-0	0	0	1	0	0	0
CHATTANOOGA	11/25/08		3	0-0	0-0	0-0	0-1-1	1	0	2	0	0	0
ARIZONA	11/28/08		10	1-3	0-2	0-0	1-0-1	1	0	1	0	4	2
at LSU	11/30/08		2	0-0	0-0	0-0	0-0-0	2	1	0	0	0	0
LOUISVILLE	12/04/08		2	0-1	0-0	0-0	0-0-0	0	0	1	0	0	0
at Western Carolina	12/07/08		6	1-1	1-1	1-2	0-0-0	2	0	0	0	1	4
at Tennessee	12/11/08		8	0-0	0-0	0-2	0-0-0	0	1	3	0	1	0



- Freshman
- Guard
- 5-7
- Memphis, Tenn.
- Memphis Central HS

Career Highs

Points: 4, at Western Carolina (12/07/08)
 Rebounds: 1, 2x, last vs. Arizona (11/28/08)
 FG Made: 1, 2x, last at Western Carolina (12/07/08)
 FG Attempts: 3, 2x, last vs. Arizona (11/28/08)
 3-Pt. FG Made: 1, at Western Carolina (12/07/08)
 3-Pt. FG Att.: 2, vs. Arizona (11/28/08)
 FT Made: 1, at Western Carolina (12/07/08)
 FT Attempts: 2, at Western Carolina (12/07/08)
 Blocks: 0
 Assists: 1, 3x, last at Tennessee (12/11/08)
 Steals: 4, vs. Arizona (11/28/08)
 Minutes: 10, 2x, last vs. Arizona (11/28/08)

Miscellaneous

Double Figure Scoring Games 0
 Double Figure Rebound Games 0
 Double-Doubles 0
 Games Led MT in Scoring 0
 Games Led MT in Rebounding 0
 Games With 20+ Points 0

Season Highs

Points: 4, at Western Carolina (12/07/08)
 Rebounds: 1, 2x, last vs. Arizona (11/28/08)
 FG Made: 1, 2x, last at Western Carolina (12/07/08)
 FG Attempts: 3, 2x, last vs. Arizona (11/28/08)
 3-Pt. FG Made: 1, at Western Carolina (12/07/08)
 3-Pt. FG Att.: 2, vs. Arizona (11/28/08)
 FT Made: 1, at Western Carolina (12/07/08)
 FT Attempts: 2, at Western Carolina (12/07/08)
 Blocks: 0
 Assists: 1, 3x, last at Tennessee (12/11/08)
 Steals: 4, vs. Arizona (11/28/08)
 Minutes: 10, 2x, last vs. Arizona (11/28/08)

Miscellaneous

Double Figure Scoring Games 0
 Double Figure Rebound Games 0
 Double-Doubles 0
 Games Led MT in Scoring 0
 Games Led MT in Rebounding 0
 Games With 20+ Points 0

Stewart's Career Statistics

Year	GP-GS	Min	Avg	FG-A	Pct	3FG-A	Pct	FT-A	Pct	Off-Def-Tot	Avg	PF-FO	A	TO	Blk	Stl	Pts	Avg
2008-09	9-0	45	5.0	2-8	.250	1-4	.250	1-4	.250	1-1-2	0.2	10-0	3	10	0	7	6	0.7
TOTAL	9-0	45	5.0	2-8	.250	1-4	.250	1-4	.250	1-1-2	0.2	10-0	3	10	0	7	6	0.7



21 Brandi Brown

NOTEWORTHY

- Broke the thumb on her shooting hand October 30 but played in the exhibition opener.
- Connected on four 3-pointers out of her five field goals for 14 points in the exhibition victory over Lincoln Memorial.
- Blocked two of the team's three shots in the opener against Lafayette.
- Was the lone Blue Raider with a positive assist-to-turnover ratio against No. 2 Oklahoma during the Preseason WNIT.
- Recorded a 3-pointer to tie the Indiana game at 40-40 as part of the comeback win over the Hoosiers.
- The triple was her third of the half, in which MT netted 18 of the second period's first 22 points to erase a 14-point halftime deficit.
- Assisted on five of her teammates' baskets without a turnover against Chattanooga.
- Scored her second-straight double-figure game with 10 points against the Lady Mocs.
- Came off the bench to tally a season-high 13 points at LSU, including 5-of-6 field goals and 3-of-4 from 3-point territory.
- Converted 5-of-9 field goals, including one 3-pointer, for 11 points at Tennessee.
- Grabbed a career-high seven rebounds against the Lady Vols.

BROWN'S GAME-BY-GAME STATISTICS 2008-09

	DATE	GS	MIN	FG-A	3FG-A	FT-A	O-D-T	PF	A	TO	BLK	S	PTS
KENTUCKY WESLEYAN (Exh.)	11/03/08	*	29	3-7	1-3	0-0	1-5-6	2	2	2	0	0	7
LINCOLN MEMORIAL (Exh.)	11/10/08	*	28	5-8	4-6	0-0	1-0-1	2	3	1	0	0	14
LAFAYETTE	11/15/08	*	29	2-8	0-4	0-0	1-1-2	1	2	1	2	1	4
at Oklahoma	11/19/08	*	23	2-10	1-4	2-2	1-0-1	3	2	1	1	1	7
INDIANA	11/22/08	*	40	4-9	3-6	0-0	2-4-6	4	1	2	1	1	11
CHATTANOOGA	11/25/08	*	32	4-10	1-3	1-1	1-0-1	3	5	0	1	1	10
ARIZONA	11/28/08		16	3-5	0-2	0-0	1-0-1	4	2	2	0	0	6
at LSU	11/30/08		16	5-6	3-4	0-0	1-1-2	4	1	0	1	0	13
LOUISVILLE	12/04/08		17	0-1	0-0	0-0	1-3-4	1	1	3	0	0	0
at Western Carolina	12/07/08		24	2-9	2-4	0-0	1-2-3	4	1	2	0	0	6
at Tennessee	12/11/08	*	40	5-9	1-3	0-0	2-5-7	1	3	1	1	0	11



- ▶ Junior
- ▶ Forward/Guard
- ▶ 6-3
- ▶ Jamestown, Tenn.
- ▶ York Institute

Career Highs

Points: 25, vs. North Dakota State (01/02/07)
 Rebounds: 7, at Tennessee (12/11/08)
 FG Made: 9, vs. North Dakota State (01/02/07)
 FG Attempts: 15, 2x, last at Maryland (12/05/07)
 3-Pt. FG Made: 7, vs. N. Dakota State (01/02/07)
 3-Pt. FG Att.: 14, vs. ULL (01/28/07)
 FT Made: 3, vs. UALR (03/10/08)
 FT Attempts: 4, vs. UALR (03/10/08)
 Blocks: 4, at Florida Atlantic (11/11/07)
 Assists: 6, at South Alabama (12/22/07)
 Steals: 2, 8x, last at South Alabama (12/22/07)
 Minutes: 40, 3x, last at Tennessee (12/11/08)

Miscellaneous

Double Figure Scoring Games 20
 Double Figure Rebound Games 0
 Double-Doubles 0
 Games Led MT in Scoring 3
 Games Led MT in Rebounding 0
 Games With 20+ Points 2

Season Highs

Points: 13, at LSU (11/30/08)
 Rebounds: 7, at Tennessee (12/11/08)
 FG Made: 5, at LSU (11/30/08)
 FG Attempts: 10, 2x, last vs. Chattanooga (11/25/08)
 3-Pt. FG Made: 3, 2x, last at LSU (11/30/08)
 3-Pt. FG Att.: 6, vs. Indiana (11/22/08)
 FT Made: 2, at Oklahoma (11/19/08)
 FT Attempts: 2, at Oklahoma (11/19/08)
 Blocks: 2, vs. Lafayette (11/15/08)
 Assists: 5, vs. Chattanooga (11/25/08)
 Steals: 1, 3x, last vs. Chattanooga (11/25/08)
 Minutes: 40, 2x, last at Tennessee (12/11/08)

Miscellaneous

Double Figure Scoring Games 4
 Double Figure Rebound Games 0
 Double-Doubles 0
 Games Led MT in Scoring 0
 Games Led MT in Rebounding 0
 Games With 20+ Points 0

Brown's Career Statistics

Year	GP-GS	Min	Avg	FG-A	Pct	3FG-A	Pct	FT-A	Pct	Off-Def-Tot	Avg	PF-FO	A	TO	Blk	Stl	Pts	Avg
2006-07	34-2	542	15.9	84-207	.406	62-171	.363	7-10	.700	19-45-64	1.9	78-2	40	49	23	22	237	7.0
2007-08	26-15	660	25.4	67-168	.399	41-119	.345	10-12	.833	25-48-73	2.8	58-2	48	33	10	20	185	7.1
2008-09	9-5	237	26.3	27-67	.403	11-30	.367	3-3	1.000	11-16-27	3.0	25-0	18	12	7	4	68	7.6
TOTAL	69-22	1439	20.9	178-442	.403	114-320	.356	20-25	.800	55-109-164	2.4	161-4	106	94	40	46	490	7.1



22 Alysha Clark

NOTEWORTHY


- Turned in an impressive debut in Middle Tennessee's exhibition win over Kentucky Wesleyan with 30 points in 29 minutes. It was her first action in about a year and a half.
- Scored 30 points again with a 12-of-16 field goal effort against Lincoln Memorial during the exhibition season, despite playing only 20 minutes.
- Poured in 12 of the team's first 22 points of the second half against Lincoln Memorial.
- Tallied 27 points on 9-of-15 field goals in her regular-season debut for MT.
- Tied for game-high honors with eight rebounds, including five on the offensive glass.
- Tallied her first counting double-double with game-best honors of 31 points and 16 rebounds at No. 2 Oklahoma in the Preseason WNIT.
- Converted 14-of-15 free throws against the Sooners, making more and attempting more from the foul line than the entire Oklahoma squad.
- Responsible for most of the defensive matchup against All-American Courtney Paris. Held her own, forcing Paris to foul out for only the seventh time in her career and first since 2006-07 with 3:20 remaining.
- Limited to just eight points due to foul trouble, playing only 22 minutes, against Indiana in the Preseason WNIT.
- Hit 1-of-2 free throws with 2:49 left to put MT ahead for good against the Hoosiers.
- Named the Nov. 25, 2008, Sun Belt Conference Player of the Week.
- Honor is the first of her MT career and 11th overall, following five in 2005-06 and five in 2006-07 while playing at Belmont.
- Responded with 25 points against Chattanooga in her first game following the accolade.
- Posted her second double-double as a Blue Raider with a game-high tying 21 points and 10 rebounds versus Arizona.
- Marked her 40th career double-double versus the Wildcats, as she was the only MT player to reach double-figure rebounds.
- Selected as the Dec. 2, 2008, Sun Belt Conference Player of the Week.
- First MT player to receive back-to-back nods since Kim Webb in February 1985 during the program's Ohio Valley Conference era.
- Tallied a career-high 37 points on 14-of-20 field goals at LSU.
- Hauled in 12 rebounds, including nine on the defensive glass, against the Tigers.
- Posted 21 of the 37 points in the second half.
- Blocked her first shot in a MT uniform versus LSU.
- Led the team with 18 points, including 8-of-11 free throws, against Louisville.
- Nearly reached her third-straight double-double with nine rebounds, including six on the offensive glass.
- Finished with game-high honors of 28 points and eight rebounds at Tennessee.
- Attempted at least 20 field goals for the second time in four games, including a career-high tying 21 versus the Lady Vols.

CLARK'S GAME-BY-GAME STATISTICS 2008-09

	DATE	GS	MIN	FG-A	3FG-A	FT-A	O-D-T	PF	A	TO	BLK	S	PTS
KENTUCKY WESLEYAN (Exh.)	11/03/08	*	29	10-20	0-1	10-13	8-3-11	4	2	4	0	7	30
LINCOLN MEMORIAL (Exh.)	11/10/08	*	20	12-16	1-2	5-6	3-1-4	2	0	1	0	3	30
LAFAYETTE	11/15/08	*	24	9-15	1-1	8-11	5-3-8	3	2	5	0	4	27
at Oklahoma	11/19/08	*	40	8-18	1-4	14-15	6-10-16	2	3	3	0	3	31
INDIANA	11/22/08	*	22	2-6	0-0	4-6	3-2-5	4	0	5	0	0	8
CHATTANOOGA	11/25/08	*	31	9-16	0-1	7-8	5-1-6	4	1	4	0	4	25
ARIZONA	11/28/08	*	33	9-16	1-2	2-2	5-5-10	2	4	4	0	1	21
at LSU	11/30/08	*	38	14-20	1-2	8-9	3-9-12	2	3	10	1	2	37
LOUISVILLE	12/04/08	*	40	5-14	0-0	8-11	6-3-9	3	3	5	1	0	18
at Western Carolina	12/07/08	*	24	4-7	0-1	1-3	0-1-1	5	0	3	0	0	9
at Tennessee	12/11/08	*	38	11-21	0-0	6-9	6-2-8	2	0	4	0	3	28

Clark's Career Statistics

Year	GP-GS	Min	Avg	FG-A	Pct	3FG-A	Pct	FT-A	Pct	Off-Def-Tot	Avg	PF-FO	A	TO	Blk	Stl	Pts	Avg
2005-06	30-30	947	31.6	208-383	.540	5-22	.230	178-239	.740	141-186-327	10.9	96-3	40	91	15	51	599	20.1
2006-07	30-27	847	28.2	165-284	.581	8-21	.381	159-213	.746	144-220-364	12.1	74-1	54	101	13	64	497	16.6
2008-09	9-9	290	32.2	71-133	.534	4-11	.364	58-74	.784	39-36-75	8.3	27-1	16	43	2	17	204	22.7
TOTAL	69-66	2084	30.2	444-800	.555	17-54	.315	395-526	.751	324-442-766	11.1	197-5	110	245	30	132	1300	18.8



- **r-Junior**
- **Forward**
- **5-10**
- **Mt. Juliet, Tenn.**
- **Mt. Juliet HS**

Career Highs

Points: 37, at LSU (11/30/08)
 Rebounds: 23, vs. ETSU (02/01/07)
 FG Made: 14, at LSU (11/30/08)
 FG Att: 21, 2x, last at Tennessee (12/11/08)
 3FG Made: 1, 17x, last at LSU (11/30/08)
 3FG Att: 4, 2x, last at Oklahoma (11/19/08)
 FT Made: 14, at Oklahoma (11/19/08)
 FT Att: 17, at Mercer (01/14/06)
 Blocks: 4, vs. ETSU (02/18/06)
 Assists: 5, vs. Kennesaw State (02/03/07)
 Steals: 6, vs. Stetson (01/11/07)
 Minutes: 42, at Campbell (02/09/06)

Miscellaneous

Double Figure Scoring Games 7 (61)
 Double Figure Rebound Games 4 (43)
 Double-Doubles 3 (41)
 Games Led MT in Scoring 7 (46)
 Games Led MT in Rebounding 6 (59)
 Games with 20+ Points 6 (32)
 Games with 30+ Points 2 (6)
 () - indicate totals including Belmont

Season Highs

Points: 37, at LSU (11/30/08)
 Rebounds: 16, at Oklahoma (11/19/08)
 FG Made: 14, at LSU (11/30/08)
 FG Attempts: 21, at Tennessee (12/11/08)
 3-Pt. FG Made: 1, 4x, last at LSU (11/30/08)
 3-Pt. FG Att.: 4, at Oklahoma (11/19/08)
 FT Made: 14, at Oklahoma (11/19/08)
 FT Attempts: 15, at Oklahoma (11/19/08)
 Blocks: 1, at LSU (11/30/08)
 Assists: 4, vs. Arizona (11/28/08)
 Steals: 4, 2x, last vs. Chattanooga (11/25/08)
 Minutes: 40, at Oklahoma (11/19/08)

Miscellaneous

Double Figure Scoring Games 7
 Double Figure Rebound Games 4
 Double-Doubles 3
 Games Led MT in Scoring 7
 Games Led MT in Rebounding 6
 Games With 20+ Points 6
 Games With 30+ Points 2



23 Abby Andrews

NOTEWORTHY

- Tallied what would have been her first career points against Lincoln Memorial in the exhibition finale.
- Played the final two minutes in the regular-season opener against Lafayette.
- Hauled in her first collegiate rebound versus Arizona.

ANDREWS' GAME-BY-GAME STATISTICS 2008-09

	DATE	GS	MIN	FG-A	3FG-A	FT-A	O-D-T	PF	A	TO	BLK	S	PTS
KENTUCKY WESLEYAN (Exh.)	11/03/08		2	0-0	0-0	0-0	0-0-0	0	0	1	0	0	0
LINCOLN MEMORIAL (Exh.)	11/10/08		11	1-1	0-0	2-2	0-3-3	0	0	1	0	0	4
LAFAYETTE	11/15/08		2	0-0	0-0	0-0	0-0-0	0	0	0	0	0	0
at Oklahoma	11/19/08		DID NOT PLAY										
INDIANA	11/22/08		DID NOT PLAY										
CHATTANOOGA	11/25/08		DID NOT PLAY										
ARIZONA	11/28/08		2	0-1	0-0	0-0	1-0-1	0	0	1	0	0	0
at LSU	11/30/08		DID NOT PLAY										
LOUISVILLE	12/04/08		DID NOT PLAY										
at Western Carolina	12/07/08		DID NOT PLAY										
at Tennessee	12/11/08		DID NOT PLAY										



- Freshman
- Guard
- 5-10
- Collinwood, Tenn.
- Collinwood HS

Career Highs

Points: 0
 Rebounds: 1, vs. Arizona (11/28/08)
 FG Made: 0
 FG Attempts: 1, vs. Arizona (11/28/08)
 3-Pt. FG Made: 0
 3-Pt. FG Att.: 0
 FT Made: 0
 FT Attempts: 0
 Blocks: 0
 Assists: 0
 Steals: 0
 Minutes: 2, 2x, last vs. Arizona (11/28/08)

Miscellaneous

Double Figure Scoring Games 0
 Double Figure Rebound Games 0
 Double-Doubles 0
 Games Led MT in Scoring 0
 Games Led MT in Rebounding 0
 Games With 20+ Points 0

Season Highs

Points: 0
 Rebounds: 1, vs. Arizona (11/28/08)
 FG Made: 0
 FG Attempts: 1, vs. Arizona (11/28/08)
 3-Pt. FG Made: 0
 3-Pt. FG Att.: 0
 FT Made: 0
 FT Attempts: 0
 Blocks: 0
 Assists: 0
 Steals: 0
 Minutes: 2, 2x, last vs. Arizona (11/28/08)

Miscellaneous

Double Figure Scoring Games 0
 Double Figure Rebound Games 0
 Double-Doubles 0
 Games Led MT in Scoring 0
 Games Led MT in Rebounding 0
 Games With 20+ Points 0

Andrews' Career Statistics

Year	GP-GS	Min	Avg	FG-A	Pct	3FG-A	Pct	FT-A	Pct	Off-Def-Tot	Avg	PF-FO	A	TO	Blk	Stl	Pts	Avg
2008-09	2-0	4	2.0	0-1	.000	0-0	.000	0-0	.000	1-0-1	0.5	0-0	0	1	0	0	0	0
CAREER	2-0	4	2.0	0-1	.000	0-0	.000	0-0	.000	1-0-1	0.5	0-0	0	1	0	0	0	0



30 Anne Marie Lanning

NOTEWORTHY

- Came off the bench to knock down a pair of triples among her four field goals in the exhibition win over Lincoln Memorial.
- Hauled in a game-high eight rebounds, including seven on the defensive glass, against the Railsplitters.
- Converted 4-of-5 3-pointers among her 5-of-6 field goals in tallying 16 points, two shy of her then-career high, in the season opener against Lafayette.
- Tallied a 4-to-1 assist-to-turnover ratio against the Leopards.
- Tied her then-career high 18 points in a then-career best 39 minutes in her first regular-season start against Indiana in the Preseason WNIT.
- Matched her then-career best with six field goals made and a career-high four assists, while attempting 10 3-pointers against the Hoosiers.
- Scored twice, including a deep 35-foot trey from the top of the arc, to beat the shot clock against Chattanooga.
- Set a career high with 21 points and tied for game-best scoring honors against Arizona.
- Knocked down a career-best seven 3-pointers on a career-high 13 attempts from 3-point territory.
- Continued her hot streak by pouring in four additional triples among her 5-of-7 day at LSU.
- Set a career high with six assists against the Tigers.
- Was fouled with 1.7 seconds remaining and calmly hit both free throws to clinch the win at LSU.
- Led the team with 16 points on 7-of-12 field goals at Western Carolina.
- Tied her career best with six caroms against the Lady Catamounts.
- Has registered 88 points (14.6 ppg) since entering the starting lineup against Indiana.

LANNING'S GAME-BY-GAME STATISTICS 2008-09

	DATE	GS	MIN	FG-A	3FG-A	FT-A	O-D-T	PF	A	TO	BLK	S	PTS
KENTUCKY WESLEYAN (Exh.)	11/03/08	*	26	3-8	0-4	1-2	3-2-5	3	1	2	0	3	7
LINCOLN MEMORIAL (Exh.)	11/10/08		23	4-7	2-4	0-1	1-7-8	2	5	2	1	4	10
LAFAYETTE	11/15/08		30	5-6	4-5	2-2	1-4-5	1	4	1	0	1	16
at Oklahoma	11/19/08		26	2-6	2-6	0-0	1-1-2	2	0	1	0	0	6
INDIANA	11/22/08	*	39	6-12	4-10	2-4	3-0-3	1	4	6	0	1	18
CHATTANOOGA	11/25/08	*	40	4-12	3-9	3-4	1-4-5	2	0	2	1	5	14
ARIZONA	11/28/08	*	36	7-13	7-12	0-0	1-1-2	1	1	4	0	1	21
at LSU	11/30/08	*	40	5-7	4-4	2-2	0-4-4	1	6	2	0	1	16
LOUISVILLE	12/04/08	*	32	1-9	1-9	0-0	2-3-5	1	2	5	0	2	3
at Western Carolina	12/07/08	*	37	7-12	1-4	1-1	1-5-6	4	2	2	0	2	16
at Tennessee	12/11/08		21	0-1	0-0	0-0	0-2-2	1	1	4	0	1	0



- **Sophomore**
- **Guard**
- **5-11**
- **Murfreesboro, Tenn.**
- **Riverdale HS**

Career Highs

Points: 21, vs. Arizona (11/28/08)
 Rebounds: 6, 3x, last at Western Carolina (12/07/08)
 FG Made: 7, 2x, last at Western Carolina (12/07/08)
 FG Attempts: 13, 2x, last vs. Arizona (11/28/08)
 3-Pt. FG Made: 7, vs. Arizona (11/28/08)
 3-Pt. FG Att.: 12, vs. Arizona (11/28/08)
 FT Made: 7, vs. Denver (01/06/08)
 FT Attempts: 8, vs. Denver (01/06/08)
 Blocks: 2, at Florida Atlantic (02/23/08)
 Assists: 6, at LSU (11/30/08)
 Steals: 7, vs. Tennessee Tech (11/14/07)
 Minutes: 40, 2x, last at LSU (11/30/08)

Miscellaneous

Double Figure Scoring Games 20
 Double Figure Rebound Games 0
 Double-Doubles 0
 Games Led MT in Scoring 2
 Games Led MT in Rebounding 0
 Games With 20+ Points 1

Season Highs

Points: 21, vs. Arizona (11/28/08)
 Rebounds: 6, at Western Carolina (12/07/08)
 FG Made: 7, 2x, last at Western Carolina (12/07/08)
 FG Attempts: 13, vs. Arizona (11/28/08)
 3-Pt. FG Made: 7, vs. Arizona (11/28/08)
 3-Pt. FG Att.: 12, vs. Arizona (11/28/08)
 FT Made: 3, vs. Chattanooga (11/25/08)
 FT Attempts: 4, 2x, last vs. Chattanooga (11/25/08)
 Blocks: 1, vs. Chattanooga (11/25/08)
 Assists: 6, at LSU (11/30/08)
 Steals: 5, vs. Chattanooga (11/25/08)
 Minutes: 40, 2x, last at LSU (11/30/08)

Miscellaneous

Double Figure Scoring Games 6
 Double Figure Rebound Games 0
 Double-Doubles 0
 Games Led MT in Scoring 2
 Games Led MT in Rebounding 0
 Games With 20+ Points 1

Lanning's Career Statistics

Year	GP-GS	Min	Avg	FG-A	Pct	3FG-A	Pct	FT-A	Pct	Off-Def-Tot	Avg	PF-FO	A	TO	Blk	Stl	Pts	Avg
2007-08	34-26	831	24.4	87-206	.422	48-115	.417	39-57	.684	35-45-80	2.4	71-2	57	33	9	41	261	7.7
2008-09	9-6	301	33.4	37-78	.474	26-59	.441	10-13	.769	10-24-34	3.8	14-0	20	27	1	14	110	12.2
CAREER	43-33	1132	26.3	124-284	.437	74-174	.425	49-70	.700	45-69-114	2.7	85-2	77	60	10	55	371	8.6



32 Dana Garrett

NOTEWORTHY

- Grabbed two offensive rebounds among her three boards in the exhibition win against Lincoln Memorial.
- Scored on her only 3-pointer attempt and grabbed two rebounds in the season opener against Lafayette.
- Played a career-best 13 minutes against Arizona.

GARRETT'S GAME-BY-GAME STATISTICS 2008-09

	DATE	GS	MIN	FG-A	3FG-A	FT-A	O-D-T	PF	A	TO	BLK	S	PTS
KENTUCKY WESLEYAN (Exh.)	11/03/08		9	2-4	0-1	0-2	1-0-1	3	0	0	0	1	4
LINCOLN MEMORIAL (Exh.)	11/10/08		15	1-5	0-1	0-0	2-1-3	2	2	1	0	0	2
LAFAYETTE	11/15/08		10	1-2	1-1	0-0	0-2-2	2	1	1	0	0	3
at Oklahoma	11/19/08		1	0-0	0-0	0-0	0-0-0	0	0	1	0	0	0
INDIANA	11/22/08		1	0-0	0-0	0-0	0-0-0	0	0	0	0	0	0
CHATTANOOGA	11/25/08		3	1-1	0-0	0-0	0-0-0	1	0	1	0	0	2
ARIZONA	11/28/08		13	1-4	0-0	0-0	0-1-1	2	0	0	0	0	2
at LSU	11/30/08		4	1-1	0-0	0-0	0-2-2	0	0	0	0	0	2
LOUISVILLE	12/04/08		8	0-2	0-0	0-0	1-1-2	2	0	0	0	1	0
at Western Carolina	12/07/08		8	1-3	0-0	0-2	1-0-1	1	0	1	0	0	2
at Tennessee	12/11/08		7	1-2	0-0	0-0	0-0-0	0	0	0	0	0	2



- ▶ Junior
- ▶ Guard
- ▶ 5-11
- ▶ St. George, S.C.
- ▶ Woodland HS

Career Highs

Points: 3, vs. Lafayette (11/15/08)
 Rebounds: 2, 3x, last vs. Louisville (12/04/08)
 FG Made: 1, 5x, last at Western Carolina (12/07/08)
 FG Attempts: 4, vs. Arizona (11/28/08)
 3-Pt. FG Made: 1, vs. Lafayette (11/15/08)
 3-Pt. FG Att.: 1, vs. Lafayette (11/15/08)
 FT Made: 0
 FT Attempts: 2, at Western Carolina (12/07/08)
 Blocks: 0
 Assists: 1, vs. Lafayette (11/15/08)
 Steals: 1, vs. Louisville (12/04/08)
 Minutes: 13, vs. Arizona (11/28/08)

Miscellaneous

Double Figure Scoring Games 0
 Double Figure Rebound Games 0
 Double-Doubles 0
 Games Led MT in Scoring 0
 Games Led MT in Rebounding 0
 Games With 20+ Points 0

Season Highs

Points: 3, vs. Lafayette (11/15/08)
 Rebounds: 2, 3x, last vs. Louisville (12/04/08)
 FG Made: 1, 5x, last at Western Carolina (12/07/08)
 FG Attempts: 4, vs. Arizona (11/28/08)
 3-Pt. FG Made: 1, vs. Lafayette (11/15/08)
 3-Pt. FG Att.: 1, vs. Lafayette (11/15/08)
 FT Made: 0
 FT Attempts: 2, at Western Carolina (12/07/08)
 Blocks: 0
 Assists: 1, vs. Lafayette (11/15/08)
 Steals: 1, vs. Louisville (12/04/08)
 Minutes: 13, vs. Arizona (11/28/08)

Miscellaneous

Double Figure Scoring Games 0
 Double Figure Rebound Games 0
 Double-Doubles 0
 Games Led MT in Scoring 0
 Games Led MT in Rebounding 0
 Games With 20+ Points 0

Garrett's Career Statistics

Year	GP-GS	Min	Avg	FG-A	Pct	3FG-A	Pct	FT-A	Pct	Off-Def-Tot	Avg	PF-FO	A	TO	Blk	Stl	Pts	Avg
2008-09	9-0	55	6.1	6-15	.400	1-1	1.000	0-2	.000	2-6-8	0.9	8-0	1	4	0	1	13	1.4
CAREER	9-0	55	6.1	6-15	.400	1-1	1.000	0-2	.000	2-6-8	0.9	8-0	1	4	0	1	13	1.4




40 Shytoria Davis

NOTEWORTHY

- Registered two of the team's three blocked shots in the exhibition finale versus Lincoln Memorial.
- Hauled in a pair of offensive rebounds in her MT debut against Lafayette in the season opener.
- Scored her first points as a Blue Raider and added an assist versus Arizona.

DAVIS' GAME-BY-GAME STATISTICS 2008-09

	DATE	GS	MIN	FG-A	3FG-A	FT-A	O-D-T	PF	A	TO	BLK	S	PTS
KENTUCKY WESLEYAN (Exh.)	11/03/08		4	0-1	0-0	0-0	0-0-0	2	0	0	1	0	0
LINCOLN MEMORIAL (Exh.)	11/10/08		15	0-1	0-0	0-0	1-2-3	2	0	0	2	1	0
LAFAYETTE	11/15/08		6	0-3	0-0	0-0	2-0-2	1	0	1	1	0	0
at Oklahoma	11/19/08		1	0-0	0-0	0-0	0-0-0	0	0	0	0	0	0
INDIANA	11/22/08		DID NOT PLAY										
CHATTANOOGA	11/25/08		DID NOT PLAY										
ARIZONA	11/28/08		6	1-1	0-0	0-0	0-0-0	1	1	0	1	0	2
at LSU	11/30/08		DID NOT PLAY										
LOUISVILLE	12/04/08		DID NOT PLAY										
at Western Carolina	12/07/08		2	0-1	0-0	0-0	0-1-1	1	0	0	0	0	0
at Tennessee	12/11/08		1	0-0	0-0	0-0	0-0-0	2	0	1	0	0	0



- Junior
- Forward
- 6-3
- Charleston, Mo.
- Charleston HS

Career Highs

Points: 2, vs. Arizona (11/28/08)
 Rebounds: 2, vs. Lafayette (11/15/08)
 FG Made: 1, vs. Arizona (11/28/08)
 FG Attempts: 3, vs. Lafayette (11/15/08)
 3-Pt. FG Made: 0
 3-Pt. FG Att.: 0
 FT Made: 0
 FT Attempts: 0
 Blocks: 1, 2x, last vs. Arizona (11/28/08)
 Assists: 1, vs. Arizona (11/28/08)
 Steals: 0
 Minutes: 6, 2x, last vs. Arizona (11/28/08)

Miscellaneous

Double Figure Scoring Games 0
 Double Figure Rebound Games 0
 Double-Doubles 0
 Games Led MT in Scoring 0
 Games Led MT in Rebounding 0
 Games With 20+ Points 0

Season Highs

Points: 2, vs. Arizona (11/28/08)
 Rebounds: 2, vs. Lafayette (11/15/08)
 FG Made: 1, vs. Arizona (11/28/08)
 FG Attempts: 3, vs. Lafayette (11/15/08)
 3-Pt. FG Made: 0
 3-Pt. FG Att.: 0
 FT Made: 0
 FT Attempts: 0
 Blocks: 1, 2x, last vs. Arizona (11/28/08)
 Assists: 1, vs. Arizona (11/28/08)
 Steals: 0
 Minutes: 6, 2x, last vs. Arizona (11/28/08)

Miscellaneous

Double Figure Scoring Games 0
 Double Figure Rebound Games 0
 Double-Doubles 0
 Games Led MT in Scoring 0
 Games Led MT in Rebounding 0
 Games With 20+ Points 0

Davis' Career Statistics

Year	GP-GS	Min	Avg	FG-A	Pct	3FG-A	Pct	FT-A	Pct	Off-Def-Tot	Avg	PF-FO	A	TO	Blk	Stl	Pts	Avg
2008-09	5-0	16	3.2	1-5	.200	0-0	.000	0-0	.000	2-1-3	0.6	5-0	1	2	2	0	2	0.4
CAREER	5-0	16	3.2	1-5	.200	0-0	.000	0-0	.000	2-1-3	0.6	5-0	1	2	2	0	2	0.4

MISCELLANEOUS

Middle Tennessee Basketball Statistics

Attendance	G	Total	Avg
Home	5	15498	3100
Away	4	24431	6108
Neutral	0	0	0
Total	9	39929	4437

Miscellaneous	MT	Opp
3-Second Violations	0	0
5-Second Violations	0	2
Backcourt Violations	2	2
Lane Violations	2	1
Shot Clock Expired	5	1
4-Point Plays	0	0
Opening Tips Controlled	3	6
Technical fouls (players)	0	0
Technical fouls (bench)	1	0

Double Figure Scoring Games

	08-09	Career
Alysha Clark	7	*62
Chelsia Lymon	3	23
Anne Marie Lanning	6	20
Brandi Brown	4	20
Jackie Pickel	3	13
Emily Queen	3	8
Tina Stewart	0	0
Abby Andrews	0	0
Dana Garrett	0	0
Shytoria Davis	0	0
Molly McFadden	0	0

*55 were with Belmont

Double Figure Rebounding Games

	08-09	Career
Alysha Clark	3	*42
Emily Queen	2	7
Chelsia Lymon	0	0
Brandi Brown	0	0
Anne Marie Lanning	0	0
Jackie Pickel	0	0
Tina Stewart	0	0
Abby Andrews	0	0

Dana Garrett	0	0
Shytoria Davis	0	0
Molly McFadden	0	0

*39 were with Belmont

Double-Doubles

	08-09	Career
Alysha Clark	3	*41
Emily Queen	1	3
Chelsia Lymon	0	0
Brandi Brown	0	0
Anne Marie Lanning	0	0
Jackie Pickel	0	0
Tina Stewart	0	0
Abby Andrews	0	0
Dana Garrett	0	0
Shytoria Davis	0	0
Molly McFadden	0	0

*38 were with Belmont

Led MT in Scoring

	08-09	Career
Alysha Clark	7	*46
Chelsia Lymon	1	3
Brandi Brown	0	3
Anne Marie Lanning	2	2
Emily Queen	0	0
Jackie Pickel	0	0
Tina Stewart	0	0
Abby Andrews	0	0
Dana Garrett	0	0
Shytoria Davis	0	0
Molly McFadden	0	0

*39 were with Belmont

Led MT in Rebounding

	08-09	Career
Alysha Clark	6	*59
Emily Queen	4	12
Chelsia Lymon	0	0
Brandi Brown	0	0
Anne Marie Lanning	0	0
Jackie Pickel	0	0
Tina Stewart	0	0

Abby Andrews	0	0
Dana Garrett	0	0
Shytoria Davis	0	0
Molly McFadden	0	0

*53 were with Belmont

Led MT in Assists

	08-09	Career
Chelsia Lymon	2	11
Anne Marie Lanning	4	8
Brandi Brown	2	6
Emily Queen	2	3
Jackie Pickel	2	2
Alysha Clark	2	*2

*0 were with Belmont

Consecutive Games with 3-Pointer

	08-09	Career
Brandi Brown	2	21
Chelsia Lymon	1	11
Anne Marie Lanning	0	9
Jackie Pickel	3	8
Emily Queen	0	4
Alysha Clark	0	*2
Tina Stewart	0	1
Dana Garrett	0	1

*2 were also with Belmont

Middle Tennessee's Record When ...	2008-09	Under Insell
Overall	5-4	77-31
At Home	4-1	43-6
On the Road	1-3	27-22
At Neutral Sites	0-0	8-3
Overall vs Sun Belt	0-0	50-9
vs Sun Belt at Home	0-0	21-1
vs Sun Belt on Road	0-0	18-6
vs Sun Belt in Tournament	0-0	8-1
After a Loss	1-2	17-12
In Overtime	0-0	1-1
In Games Decided by 3 Points or Less	0-0	5-5
In Games Decided by 4-5 Points	1-0	5-7
In Games Decided by 6-10 Points	2-1	11-5
In Games Decided by 11-20 Points	1-1	22-10
In Games Decided by 20+ Points	1-2	34-4
Leading at the Half	3-0	67-6
Tied at the Half	1-0	2-1
Trailing at the Half	1-4	8-24
Leading with 5:00 Remaining	5-0	72-5
Trailing with 5:00 Remaining	0-4	5-26
MT Shoots 50% or Better	2-0	25-2
MT Shoots Less than 50%	3-4	52-29
MT Shoots Better than Opponent	2-0	41-2
Opponent Shoots 50% or Better	2-3	15-18
Opponent Shoots Less than 50%	3-1	62-13
MT Out-rebounds Opponent	3-0	42-4
Opponent Out-rebounds MT	2-4	34-26
Rebounds are tied	0-0	1-1
MT Shoots 70% or Better from Free Throw Line	3-1	50-18
MT Has More FT Attempts	3-1	40-6
Opponent Has More FT Attempts	2-3	33-25
MT Shoots 40% or Better from 3PT Range	2-0	29-5
MT Has More Turnovers than Opponent	1-4	5-12
MT Has Less Turnovers than Opponent	4-0	70-18
Turnovers are tied	0-0	2-1
MT Scores 100-plus points	0-0	2-0
MT Scores 90-99 points	0-0	10-0
MT Scores 80-89 points	1-0	22-1
MT Scores 70-79 points	3-0	25-4
MT Scores 60-69 points	1-1	16-16
MT Scores less than 60 points	0-3	2-10
On Mondays	0-0	5-6
On Tuesdays	1-0	7-1
On Wednesdays	0-1	10-7
On Thursdays	0-2	17-4
On Fridays	1-0	5-3
On Saturdays	2-0	22-5
On Sundays	1-1	11-5
In November	5-1	15-8
In December	0-3	14-10
In January	0-0	23-4
In February	0-0	14-4
In March	0-0	11-4
On Television	0-1	16-7

Miscellaneous

Current Streak	Lost 3
Home Court Streak	Lost 1
Neutral Court Streak	Lost 1
Road Streak	Lost 2
Consecutive games with a 3PT Field Goal	120
All-Time Record	642-330

BLUE RAIDER STARTING LINEUPS

Forward	Forward	Fwd/Grd	Guard	Guard	W-L
Clark	Brown	Queen	Lymon	Pickel	1-2
Clark	Brown	Lanning	Lymon	Pickel	2-0
Clark	Queen	Lanning	Lymon	Pickel	2-2

TOP 10 Points

- 37, Alysha Clark at LSU
- 31, Alysha Clark at Oklahoma
- 28, Alysha Clark at Tennessee
- 27, Alysha Clark vs. Lafayette College
- 25, Alysha Clark vs. Chattanooga
- 21, Alysha Clark vs. Arizona
- 21, Anne Marie Lanning vs. Arizona
- 19, Chelsia Lymon vs. Indiana
- 18, Anne Marie Lanning vs. Indiana
- 18, Alysha Clark vs. Louisville

Rebounds

- 16, Alysha Clark at Oklahoma
- 13, Emily Queen at Western Carolina
- 12, Alysha Clark at LSU
- 11, Emily Queen vs. Chattanooga
- 10, Alysha Clark vs. Arizona
- 9, Alysha Clark vs. Louisville
- 8, Alysha Clark vs. Lafayette College
- 8, Emily Queen vs. Lafayette College
- 8, Emily Queen vs. Indiana
- 8, Alysha Clark at Tennessee

TOP 3 Assists

- 6, Emily Queen vs. Arizona
- 6, Anne Marie Lanning at LSU
- 5, Brandi Brown vs. Chattanooga
- 5, Jackie Pickel vs. Arizona
- 5, Chelsia Lymon at LSU
- 5, Jackie Pickel at LSU

Steals

- 6, Jackie Pickel vs. Lafayette College
- 5, Chelsia Lymon vs. Lafayette College
- 5, Anne Marie Lanning vs. Chattanooga

Blocks

- 2, Brandi Brown vs. Lafayette College
- 1, Shytoria Davis vs. Lafayette College
- 1, Brandi Brown at Oklahoma
- 1, Brandi Brown vs. Indiana
- 1, Brandi Brown vs. Chattanooga
- 1, Anne Marie Lanning vs. Chattanooga
- 1, Shytoria Davis vs. Arizona
- 1, Emily Queen vs. Arizona
- 1, Brandi Brown at LSU
- 1, Alysha Clark at LSU
- 1, Alysha Clark vs. Louisville
- 1, Jackie Pickel vs. Louisville
- 1, Emily Queen vs. Louisville
- 1, Brandi Brown at Tennessee

3PT Field Goals Made

- 7, Anne Marie Lanning vs. Arizona
- 4, Anne Marie Lanning vs. Lafayette College
- 4, Anne Marie Lanning vs. Indiana
- 4, Anne Marie Lanning at LSU





TEAM HIGHS AND LOWS

MIDDLE TENNESSEE HIGHS

POINTS	.85	vs. Lafayette (11/15/08)
FG MADE	.31	vs. Lafayette (11/15/08)
FG ATTEMPTS	.68	vs. Lafayette (11/15/08)
FG PCT	.577 (30-52)	at LSU (11/30/08)
3FG MADE	.13	vs. Arizona (11/28/08)
3FG ATTEMPTS	.31	vs. Indiana (11/22/08)
3FG PCT	.529 (9-17)	at LSU (11/30/08)
FT MADE	.18	at Oklahoma (11/19/08)
FT ATTEMPTS	.20	vs. Lafayette (11/15/08)
FT PCT	.947 (18-19)	at Oklahoma (11/19/08)
REBOUNDS	.38	vs. Indiana (11/22/08)
ASSISTS	.22, 2x, last	at LSU (11/30/08)
STEALS	.22	vs. Lafayette (11/15/08)
BLOCKS	.3, 2x, last	vs. Louisville (12/4/08)
TURNOVERS	.23, 3x, last	at Tennessee (12/11/08)
FOULS	.29	at Western Carolina (12/7/08)

MIDDLE TENNESSEE LOWS

POINTS	.44	vs. Louisville (12/4/08)
FG MADE	.15	vs. Louisville (12/4/08)
FG ATTEMPTS	.51	at Tennessee (12/11/08)
FG PCT	.283 (15-52)	vs. Louisville (12/4/08)
3FG MADE	.4	at Tennessee (12/11/08)
3FG ATTEMPTS	.12	at Tennessee (12/11/08)
3FG PCT	.240 (6-25)	vs. Louisville (12/4/08)
FT MADE	.4	vs. Arizona (11/28/08)
FT ATTEMPTS	.6	vs. Arizona (11/28/08)
FT PCT	.538 (7-13)	at Western Carolina (12/7/08)
REBOUNDS	.26	vs. Arizona (11/28/08)
ASSISTS	.7	at Western Carolina (12/7/08)
STEALS	.7, 2x, last	at Western Carolina (12/7/08)
BLOCKS	.0	at Western Carolina (12/7/08)
TURNOVERS	.11	vs. Chattanooga (11/25/08)
FOULS	.13	at Oklahoma (11/19/08)

OPPONENT HIGHS

POINTS	.85	at Oklahoma (11/19/08)
FG MADE	.37	at Oklahoma (11/19/08)
FG ATTEMPTS	.69	at Oklahoma (11/19/08)
FG PCT	.583 (21-36)	vs. Lafayette (11/15/08)
3FG MADE	.6	at Tennessee (12/11/08)
3FG ATTEMPTS	.17, 2x, last	vs. Chattanooga (11/25/08)
3FG PCT	.500 (4-8)	at LSU (11/30/08)
FT MADE	.19	at Western Carolina (12/7/08)
FT ATTEMPTS	.31	at Western Carolina (12/7/08)
FT PCT	.765 (13-17)	at Tennessee (12/11/08)
REBOUNDS	.45	at Western Carolina (12/7/08)
ASSISTS	.21	at Oklahoma (11/19/08)
STEALS	.16, 2x, last	vs. Louisville (12/4/08)
BLOCKS	.5, 2x, last	at Tennessee (12/11/08)
TURNOVERS	.38	vs. Lafayette (11/15/08)
FOULS	.21	vs. Indiana (11/22/08)

OPPONENT LOWS

POINTS	.47	vs. Lafayette (11/15/08)
FG MADE	.20	vs. Arizona (11/28/08)
FG ATTEMPTS	.36	vs. Lafayette (11/15/08)
FG PCT	.426 (20-47)	vs. Arizona (11/28/08)
3FG MADE	.0, 2x, last	vs. Arizona (11/28/08)
3FG ATTEMPTS	.3	vs. Lafayette (11/15/08)
3FG PCT	.000, 2x, last	vs. Arizona (11/28/08)
FT MADE	.5	vs. Lafayette (11/15/08)
FT ATTEMPTS	.10	at Oklahoma (11/19/08)
FT PCT	.333 (5-15)	vs. Lafayette (11/15/08)
REBOUNDS	.27, 3x, last	at LSU (11/30/08)
ASSISTS	.9, 2x, last	vs. Arizona (11/28/08)
STEALS	.2	vs. Chattanooga (11/25/08)
BLOCKS	.0, 2x, last	vs. Arizona (11/28/08)
TURNOVERS	.11	at LSU (11/30/08)
FOULS	.11	vs. Arizona (11/28/08)

The Last Time a Blue Raider ...

Scored 30+ Points

37, Alysha Clark at LSU (11/30/08)

Scored 40+ Points

44, Amber Holt at Louisiana-Monroe (01/24/08)

Grabbed 15+ Rebounds

16, Alysha Clark at #2/4 Oklahoma (11/19/08)

Grabbed 20+ Rebounds

21, Priscilla Robinson vs. Arkansas State (12/01/90)

Made 5+ Three-pointers

7, Anne Marie Lanning vs. Arizona (11/28/08)

Tallied 10+ Assists

11, Chrissy Givens vs. Utah (03/18/06)

Had a Double-Double

15 pts., 13 reb., Emily Queen at Western Carolina (12/7/08)

The Last Time the Blue Raiders ...

Scored 100+ Points

104, vs. Western Carolina (03/19/08)

Allowed 100+ Points

103, at Tennessee State (02/11/93)

Scored 50 or Less Points

44, vs. #13/15 Louisville (12/4/08)

Held a Team Under 50 Points

47, vs. Lafayette (11/15/08)

Shot Better Than 55%

.577 (30-52), at LSU (11/30/08)

Held Opponent Under 40%

.366 (15-41), vs. South Alabama (02/14/08)

Beat an Opponent by 20+ Points

20, vs. Arizona (11/28/08)

Had 45+ Rebounds

45, vs. Florida Atlantic (02/24/07)

EXH Nov. 3, 2008	Kentucky Wesleyan	51									
	Middle Tennessee	82									
Clark scores 30 in 29 mins. in MT debut											
Murphy Center (1,256)		Murfreesboro									
Kent. Wesleyan	fg	3fg	ft	0-d-t	pf	TP	a	to	bs	s	mp
15 Corenelli, Jennifer	1-5	0-0	4-4	1-2-3	3	6	0	9	0	1	21
22 Roe, Danielle	5-10	0-0	7-9	4-5-9	2	17	1	10	0	1	30
30 Kilty, Chelsea	1-10	0-3	1-3	0-4-4	1	3	2	4	0	0	27
34 Harist, Amanda	3-5	0-0	1-1	5-3-8	3	7	1	2	0	0	31
44 Waddell, Whitney	1-4	1-4	2-3	0-5-5	1	5	0	2	0	0	20
04 Rowe, Kristen	2-4	0-1	1-1	1-1-2	1	5	1	1	0	1	23
14 Behrens, Katie	1-2	0-0	3-4	0-0-0	3	5	0	0	0	0	11
25 Garrett, Candace	1-2	1-2	0-0	0-3-3	2	3	0	0	0	0	18
54 Wilhite, Keely	0-3	0-0	0-0	0-4-4	5	0	0	3	1	0	19
TEAM	5-3-8										
Totals	15-45	2-10	19-25	15-30-45	21	51	5	40	1	3	200

TOTAL FG% 1st Half: 7-25 28.0% 2nd Half: 8-20 40.0% Game: 33.3% DEADBALL
3-Pt. FG% 1st Half: 1-6 16.7% 2nd Half: 1-4 25.0% Game: 20.0% REBOUNDS
F Throw % 1st Half: 10-14 71.4% 2nd Half: 9-11 81.8% Game: 76.0%

Middle Tennessee	fg	3fg	ft	0-d-t	pf	TP	a	to	bs	s	mp
00 Lymon, Chelsia	5-13	2-6	0-0	1-2-3	1	12	2	4	0	7	30
10 Pickel, Jackie	0-11	0-7	0-2	0-2-2	3	0	1	0	2	28	
21 Brown, Brandi	3-7	1-3	0-0	1-5-6	2	7	2	2	0	0	29
22 Clark, Alysha	10-20	0-1	10-13	8-3-11	4	30	2	4	0	7	29
30 Lanning, A.	3-8	0-4	1-2	3-2-5	3	7	1	2	0	3	26
03 Queen, Emily	7-10	2-3	1-3	2-4-6	2	17	1	0	2	1	26
20 Stewart, Tina	2-3	1-2	0-0	0-0-0	3	5	0	0	0	0	14
23 Andrews, Abby	0-0	0-0	0-0	0-0-0	0	0	0	1	0	0	2
32 Garrett, Dana	2-4	0-1	0-2	1-0-1	3	4	0	0	0	1	9
40 Davis, Shytoria	0-1	0-0	0-0	0-0-0	2	0	0	0	1	0	4
44 McFadden, Molly	0-0	0-0	0-0	0-0-0	0	0	0	0	0	0	3
TEAM	2-1-3										
Totals	32-77	6-27	12-22	18-19-37	23	82	9	14	3	21	200

TOTAL FG% 1st Half: 13-35 37.1% 2nd Half: 19-42 45.2% Game: 41.6% DEADBALL
3-Pt. FG% 1st Half: 3-13 23.1% 2nd Half: 3-14 21.4% Game: 22.2% REBOUNDS
F Throw % 1st Half: 6-11 54.5% 2nd Half: 6-11 54.5% Game: 54.5%

Officials: Felicia Grinter, Troy Winders, Cole Womack

Technical fouls: Kentucky Wesleyan-None. Middle Tennessee-None.

Attendance: 1256

Score by Periods	1st	2nd	Total
Kentucky Wesleyan	25	26	51
Middle Tennessee	35	47	82

EXH Nov. 10, 2008	Lincoln Memorial	41									
	Middle Tennessee	116									
Six players in double fig; all 5 starters											
Murphy Center (1,614)		Murfreesboro									
Lincoln Memorial	fg	3fg	ft	0-d-t	pf	TP	a	to	bs	s	mp
03 Harris, Kara	0-2	0-0	2-2	0-2-2	2	2	1	1	0	1	17
10 Vannoy, Whitney	1-3	0-2	0-0	0-1-1	1	2	3	3	0	2	22
12 Salaman, D.	7-16	2-8	1-3	0-4-4	4	17	1	10	0	2	32
15 Winney, Andi	2-4	0-0	1-2	2-3-5	3	5	0	4	0	0	22
31 Davis, Megan	1-4	0-1	0-2	0-3-3	3	2	0	3	0	1	18
00 Harrison, Sarah	0-3	0-1	0-0	2-0-2	2	0	0	2	0	0	13
20 Debuss, Bonnie	0-0	0-0	0-0	0-1-1	1	0	0	0	0	0	8
22 Wagner, S.	2-6	1-3	6-6	0-2-2	2	11	0	4	0	1	27
32 Nasiloski, Cena	1-3	0-0	0-0	1-2-3	3	2	0	3	0	0	19
34 Holbrook, Randal	0-1	0-0	0-0	0-0-0	0	0	0	0	0	1	8
44 Youhas, Kelly	0-0	0-0	0-2	0-1-1	0	0	0	1	0	0	10
50 Hall, Lindsey	0-0	0-0	0-0	0-0-0	0	0	0	0	0	0	4
TEAM	3-4-7										
Totals	14-42	3-17	10-17	8-23-31	21	41	5	33	0	8	200

TOTAL FG% 1st Half: 8-16 50.0% 2nd Half: 6-26 23.1% Game: 33.3% DEADBALL
3-Pt. FG% 1st Half: 2-6 33.3% 2nd Half: 1-11 9.1% Game: 17.6% REBOUNDS
F Throw % 1st Half: 7-11 63.6% 2nd Half: 3-6 50.0% Game: 58.8%

Middle Tennessee	fg	3fg	ft	0-d-t	pf	TP	a	to	bs	s	mp
00 Lymon, Chelsia	5-10	2-4	2-2	1-2-3	2	14	2	1	0	2	18
03 Queen, Emily	6-10	1-3	3-5	3-3-6	1	16	5	4	0	2	27
10 Pickel, Jackie	5-12	5-8	0-1	2-0-2	2	15	4	2	0	1	19
21 Brown, Brandi	5-8	4-6	0-0	1-0-1	2	14	3	1	0	0	28
22 Clark, Alysha	12-16	1-2	5-6	3-1-4	2	30	0	1	0	3	20
20 Stewart, Tina	2-8	1-4	0-2	3-1-4	2	5	1	0	0	4	16
23 Andrews, Abby	1-1	0-0	2-2	0-3-3	0	4	0	1	0	0	11
30 Lanning, A.	4-7	2-4	0-1	1-7-8	2	10	5	2	1	4	23
32 Garrett, Dana	1-5	0-1	0-0	2-1-3	2	2	2	1	0	0	15
40 Davis, Shytoria	0-1	0-0	0-0	1-2-3	2	0	0	0	2	1	5
44 McFadden, Molly	2-2	0-0	2-2	1-1-2	2	6	0	1	0	0	8
TEAM	2-2-4										
Totals	43-80	16-32	14-21	20-23-43	19	116	22	14	3	17	200

TOTAL FG% 1st Half: 24-42 57.1% 2nd Half: 19-38 50.0% Game: 53.8% DEADBALL
3-Pt. FG% 1st Half: 11-18 61.1% 2nd Half: 5-14 35.7% Game: 50.0% REBOUNDS
F Throw % 1st Half: 8-11 72.7% 2nd Half: 6-10 60.0% Game: 66.7%

Officials: Erica Bradley, Charlie Hust, Edward Novak

Technical fouls: Lincoln Memorial-None. Middle Tennessee-None.

Attendance: 1614

Score by Periods	1st	2nd	Total
Lincoln Memorial	25	16	41
Middle Tennessee	67	49	116

G1 Nov. 15, 2008	Lafayette	47									
	Middle Tennessee	85									
Blue Raiders force 38 turnovers											
Murphy Center (3,347)		Murfreesboro									
Lafayette	fg	3fg	ft	0-d-t	pf	TP	a	to	bs	s	mp
12 Gamer, Emily	6-9	0-0	1-2	1-7-8	4	13	1	3	0	1	26
14 Zavocki, Cristin	1-4	0-2	0-2	0-1-1	3	2	1	7	0	0	22
15 Spicer, Jessica	1-4	0-1	0-0	1-2-3	3	2	4	7	1	1	24
21 Wright, Lakeisha	4-4	0-0	2-6	0-3-3	5	10	1	1	0	0	22
22 Smith, Amanda	3-4	0-0	0-0	1-3-4	3	6	0	2	0	1	24
01 Downey, Melissa	0-0	0-0	0-0	0-0-0	0	0	0	4	0	0	10
03 Virgin, Elizabeth	1-2	0-0	0-0	0-1-1	0	2	0	3	0	0	11
11 Cullen, Laura	1-1	0-0	0-0	0-1-1	0	2	0	1	0	1	5
23 Malone, Meaghan	0-0	0-0	0-1	0-2-2	1	0	0	6	0	0	19
24 Jackson, Lauren	1-2	0-0	0-0	0-1-1	0	2	0	1	0	0	6
25 Niquette, Brooke	0-0	0-0	0-0	0-0-0	0	0	0	0	0	0	0+
42 Serowoky, A.	2-2	0-0	1-2	0-0-0	0	5	2	2	1	1	16
43 McGorry, Sarah	1-4	0-0	1-2	0-1-1	1	3	2	1	0	0	15
TEAM	0-2-2										
Totals	21-36	0-3	5-15	3-24-27	20	47	11	38	2	5	200

TOTAL FG% 1st Half: 7-15 46.7% 2nd Half: 14-21 66.7% Game: 58.3% DEADBALL
3-Pt. FG% 1st Half: 0-1 0.0% 2nd Half: 0-2 0.0% Game: 0.0% REBOUNDS
F Throw % 1st Half: 0-3 0.0% 2nd Half: 5-12 41.7% Game: 33.3%

Middle Tennessee	fg	3fg	ft	0-d-t	pf	TP	a	to	bs	s	mp
00 Lymon, Chelsia	7-11	0-2	2-2	2-1-3	3	16	4	0	0	5	26
03 Queen, Emily	4-11	0-1	0-1	3-5-8	1	8	2	3	0	4	27
10 Pickel, Jackie	3-9	3-8	2-3	2-2-4	3	11	4	2	0	6	34
21 Brown, Brandi	2-8	0-4	0-0	1-1-2	1	4	2	1	2	1	29
22 Clark, Alysha	9-15	1-1	8-11	5-3-8	3	27	2	5	0	4	24
20 Stewart, Tina	0-3	0-1	0-0	0-0-0	4	0	1	2	0	1	10
23 Andrews, Abby	0-0	0-0	0-0	0-0-0	0	0	0	0	0	0	2
30 Lanning, A.	5-6	4-5	2-2	1-4-5	1	16	4	1	0	1	30
32 Garrett, Dana	1-2	1-1	0-0	0-2-2	2	3	1	1	0	0	10
40 Davis, Shytoria	0-3	0-0	0-0	0-0-0	2	0	0	1	0	1	6
44 McFadden, Molly	0-0	0-0	0-1	1-0-1	0	0	0	0	0	0	2
TEAM	0-1-1										
Totals	31-68	9-23	14-20	17-19-36	19	85	20	16	3	22	200

TOTAL FG% 1st Half: 17-34 50.0% 2nd Half: 14-34 41.2% Game: 45.6% DEADBALL
3-Pt. FG% 1st Half: 4-10 40.0% 2nd Half: 5-13 38.5% Game: 39.1% REBOUNDS
F Throw % 1st Half: 4-7 57.1% 2nd Half: 10-13 76.9% Game: 70.0%

Officials: Erica Bradley, Greg Norton, Troy Winders

Technical fouls: Lincoln Memorial-None. Middle Tennessee-None.

Attendance: 3347

Score by Periods	1st	2nd	Total
Lafayette	14	33	47
Middle Tennessee	42	43	85

G2 Nov. 19, 2008	Middle Tennessee	65									
	No. 2/4 Oklahoma	85									
Clark nets double-double of 31 and 16											
Lloyd Noble Center (6,637)		Norman, Okla.									
Middle Tennessee	fg	3fg	ft	0-d-t	pf	TP	a	to	bs	s	

G5 Nov. 28, 2008	Arizona	57									
	Middle Tennessee	77									
Lanning tallies career-high 21 points											
Murphy Center (3,012)		Murfreesboro									
Arizona	fg	3fg	ft	0-d-t	pf	TP	a	to	bs	s	mp
00 Ibekeve, Ify	6-7	0-0	4-7	5-7-12	2	16	1	10	0	1	24
10 Hill, Faithza	0-2	0-2	0-0	1-1-2	0	0	1	2	0	0	15
11 Frazier, Ashley	0-2	0-1	3-4	0-1-1	1	3	2	5	0	0	27
25 Thomas, Reiko	5-11	0-1	9-9	1-3-4	2	19	3	3	0	6	40
32 Njonkou, Amina	5-9	0-0	1-1	3-2-5	3	11	2	6	0	3	34
04 Hays, Sarah	1-1	0-0	0-0	0-0-0	2	2	0	0	0	0	13
44 Bofia, Beatrice	1-8	0-0	0-1	3-2-5	1	2	0	1	0	0	30
54 Clements, C.	2-7	0-1	0-0	1-2-3	0	4	0	2	0	0	17
TEAM				1-2-3							0
Totals	20-47	0-5	17-22	15-20-35	11	57	9	29	0	10	200

TOTAL FG% 1st Half: 9-24 37.5% 2nd Half: 11-23 47.8% Game: 42.6% DEADBALL
3-Pt. FG% 1st Half: 0-4 0.0% 2nd Half: 0-1 0.0% Game: 0.0% REBOUNDS
F Throw % 1st Half: 9-12 75.0% 2nd Half: 8-10 80.0% Game: 77.3% 2

Middle Tennessee	fg	3fg	ft	0-d-t	pf	TP	a	to	bs	s	mp
00 Lymon, Chelsia	4-5	1-2	0-0	1-1-2	3	9	3	2	0	2	27
03 Queen, Emily	1-5	1-3	1-2	0-1-1	3	4	6	2	1	1	25
10 Pickel, Jackie	3-7	3-5	1-2	1-3-4	3	10	5	0	0	1	30
22 Clark, Alysha	9-16	1-2	2-2	5-5-10	2	21	4	4	0	1	33
30 Lanning, A.	7-13	7-12	0-0	1-1-2	1	21	1	4	0	1	36
20 Stewart, Tina	1-3	0-2	0-0	1-0-1	1	2	0	1	0	4	10
21 Brown, Brandi	3-5	0-2	0-0	1-0-1	4	6	2	0	0	0	16
23 Andrews, Abby	0-1	0-0	0-0	1-0-1	0	0	0	1	0	0	2
32 Garrett, Dana	1-4	0-0	0-0	0-1-1	2	2	0	0	0	0	13
40 Davis, Shytoria	1-1	0-0	0-0	0-0-0	1	2	1	0	1	0	6
44 McFadden, Molly	0-0	0-0	0-0	0-0-0	1	0	0	0	0	0	2
TEAM				0-3-3							1
Totals	30-60	13-28	4-6	11-15-26	21	77	22	17	2	10	200

TOTAL FG% 1st Half: 17-27 63.0% 2nd Half: 13-33 39.4% Game: 50.0% DEADBALL
3-Pt. FG% 1st Half: 8-14 57.1% 2nd Half: 5-14 35.7% Game: 46.4% REBOUNDS
F Throw % 1st Half: 2-2 100.0% 2nd Half: 2-4 50.0% Game: 66.7% 1

Officials: Erica Bradley, Rick Morris, Will Schreiber
Technical fouls: Arizona-None. Middle Tennessee-None.
Attendance: 3012
Score by Periods

	1st	2nd	Total
Arizona	27	30	57
Middle Tennessee	44	33	77

G6 Nov. 30, 2008	Middle Tennessee	79									
	LSU	75									
Clark dominates with career-high 37 pts.											
Pete Maravich Assembly Center (3,015)		Baton Rouge, La.									
Middle Tennessee	fg	3fg	ft	0-d-t	pf	TP	a	to	bs	s	mp
00 Lymon, Chelsia	0-5	0-0	0-0	0-2-2	3	0	5	7	0	4	36
03 Queen, Emily	5-12	1-4	0-0	1-4-5	4	11	1	1	0	1	26
10 Pickel, Jackie	0-1	0-1	0-0	1-2-3	3	0	5	0	0	0	38
22 Clark, Alysha	14-20	1-2	8-9	3-9-12	2	37	3	10	1	2	38
30 Lanning, A.	5-7	4-4	2-2	0-4-4	1	16	6	2	0	1	40
20 Stewart, Tina	0-0	0-0	0-0	0-0-0	2	0	1	0	0	0	2
21 Brown, Brandi	5-6	3-4	0-0	1-1-2	4	13	1	0	1	0	16
32 Garrett, Dana	1-1	0-0	0-0	0-2-2	0	2	0	0	0	0	4
TEAM				0-4-4							2
Totals	30-52	9-17	10-11	6-28-34	19	79	22	22	2	8	200

TOTAL FG% 1st Half: 13-26 50.0% 2nd Half: 17-26 65.4% Game: 57.7% DEADBALL
3-Pt. FG% 1st Half: 2-8 25.0% 2nd Half: 7-9 77.8% Game: 52.9% REBOUNDS
F Throw % 1st Half: 3-4 75.0% 2nd Half: 7-7 100.0% Game: 90.9% 1

LSU	fg	3fg	ft	0-d-t	pf	TP	a	to	bs	s	mp
22 Jones, Courtney	3-8	1-2	0-0	0-1-1	0	7	2	0	1	1	21
41 Turnbow, Taylor	2-7	0-0	0-1	3-1-4	1	4	0	0	1	0	14
01 Graham, Katherine	1-2	0-0	2-2	1-0-1	1	4	2	1	0	2	22
03 Eason, Lateur	2-6	0-1	0-0	0-2-2	1	4	2	2	0	2	17
23 Hightower, Allison	8-12	0-0	3-5	2-4-6	1	19	0	1	1	40	
11 Kelly, Andrea	3-3	2-2	0-0	0-1-1	1	8	1	0	0	1	19
20 Hughes, Destini	2-6	1-3	0-2	0-1-1	0	5	3	4	0	3	23
25 Black, Swayze	0-3	0-0	2-2	0-1-1	2	2	0	1	0	0	9
44 Morris, Kristen	3-4	0-0	1-2	2-1-3	4	7	0	1	0	0	13
55 Barrett, LaSondra	5-12	0-0	5-7	3-2-5	3	15	3	2	0	3	22
TEAM				0-2-2							0
Totals	29-63	4-8	13-21	11-16-27	14	75	13	11	3	13	200

TOTAL FG% 1st Half: 12-25 48.0% 2nd Half: 17-38 44.7% Game: 46.0% DEADBALL
3-Pt. FG% 1st Half: 1-1 100.0% 2nd Half: 3-7 42.9% Game: 50.0% REBOUNDS
F Throw % 1st Half: 12-17 70.6% 2nd Half: 1-4 25.0% Game: 61.9% 3

Officials: Bill Titus, Mark Zentz, Ken Drayton
Technical fouls: Middle Tennessee-None, LSU-None.
Attendance: 3015
Score by Periods

	1st	2nd	Total
Middle Tennessee	31	48	79
LSU	37	38	75

G7 Dec. 4, 2008	No. 13/15 Louisville	67									
	RV/RV Middle Tennessee	44									
Queen matches career high with 17 pts.											
Murphy Center (4,021)		Murfreesboro									
Louisville	fg	3fg	ft	0-d-t	pf	TP	a	to	bs	s	mp
13 Bingham, C.	6-14	0-1	2-2	4-2-6	2	14	2	6	0	2	39
33 Reid, Monique	3-4	1-2	0-0	0-6-6	2	7	3	0	0	0	22
35 McCoughtry, A.	10-16	1-2	3-8	2-11-13	3	24	0	2	1	7	36
45 Hines, Keshia	5-6	0-0	1-2	1-7-8	2	11	2	0	0	2	27
50 Byrd, Deseree	3-8	3-3	2-2	1-2-3	4	11	5	9	0	0	37
11 Burke, Becky	0-3	0-2	0-0	0-0-0	2	0	0	1	0	2	17
14 Howard, Janae	0-0	0-0	0-0	0-0-0	0	0	0	0	0	0	1
15 Stephen, Tiera	0-0	0-0	0-0	0-0-0	0	0	0	0	0	0	0+
22 Radde, Brandie	0-2	0-2	0-0	0-1-1	1	0	1	1	1	1	16
23 Jackson, Mary	0-0	0-0	0-0	0-0-0	1	0	0	2	0	2	5
TEAM				3-2-5							1
Totals	27-53	5-12	8-14	11-31-42	17	67	13	22	2	16	200

TOTAL FG% 1st Half: 13-30 43.3% 2nd Half: 14-23 60.9% Game: 50.9% DEADBALL
3-Pt. FG% 1st Half: 5-9 55.6% 2nd Half: 0-3 0.0% Game: 41.7% REBOUNDS
F Throw % 1st Half: 0-0 0.0% 2nd Half: 8-14 57.1% Game: 57.1% 3

Middle Tennessee	fg	3fg	ft	0-d-t	pf	TP	a	to	bs	s	mp
00 Lymon, Chelsia	1-5	1-4	0-0	1-1-2	1	3	2	6	0	3	40
03 Queen, Emily	7-12	3-6	0-1	0-3-3	4	17	1	1	1	3	23
10 Pickel, Jackie	1-9	1-6	0-0	0-2-2	5	3	2	2	1	4	38
22 Clark, Alysha	5-14	0-0	8-11	6-3-9	3	18	3	5	1	0	40
30 Lanning, A.	1-9	1-9	0-0	2-3-5	1	3	2	5	0	2	32
20 Stewart, Tina	0-1	0-0	0-0	0-0-0	0	0	0	1	0	0	2
21 Brown, Brandi	0-1	0-0	0-0	1-3-4	1	0	1	3	0	0	17
32 Garrett, Dana	0-2	0-0	0-0	1-1-2	2	0	0	0	0	1	8
TEAM				0-2-2							0
Totals	15-53	6-25	8-12	11-18-29	17	44	11	23	3	13	200

TOTAL FG% 1st Half: 10-29 34.5% 2nd Half: 5-24 20.8% Game: 28.3% DEADBALL
3-Pt. FG% 1st Half: 3-16 18.8% 2nd Half: 3-9 33.3% Game: 24.0% REBOUNDS
F Throw % 1st Half: 1-4 25.0% 2nd Half: 7-8 87.5% Game: 66.7% 0

Officials: John Fletcher, Kelly Johnson, Doug Knight
Technical fouls: Louisville-None. Middle Tennessee-None.
Attendance: 4021
Score by Periods

	1st	2nd	Total
Louisville	31	36	67
Middle Tennessee	24	20	44

G8 Dec. 7, 2008	RV/RV Middle Tennessee	59									
	Western Carolina	68									
Queen tallies double-double (15 pts., 13 reb.)											
Ramsey Regional Activity Center (452)		Cullowhee, N.C.									
Middle Tennessee	fg	3fg	ft	0-d-t	pf	TP	a	to	bs	s	mp
00 Lymon, Chelsia	1-7	0-3	0-0	1-0-1	5	2	2	1	0	3	34
03 Queen, Emily	5-9	1-3	4-5	4-9-13	5	15	1	9	0	1	31
10 Pickel, Jackie	2-7	1-3	0-0	0-2-2	2	5	1	4	0	0	34
22 Clark, Alysha	4-7	0-1	1-3	0-1-1	5	9	0	3	0	0	24
30 Lanning, A.	7-12	1-4	1-1	1-5-6	4	16	2	2	0	2	37
20 Stewart, Tina	1-1	1-1	1-2	0-0-0	2	4	0	0	0	1	6
21 Brown, Brandi	2-9	2-4	0-0	1-2-3	4	6	1	2	0	0	24
32 Garrett, Dana	1-3	0-0	0-2	1-0-1	1	2	0	1	0	0	8
40 Davis, Shytoria	0-1	0-0	0-0	0-1-1	1	0	0	0	0	0	2
TEAM				3-3-6							0
Totals	23-56	6-19	7-13	11-23-34	29	59	7	22	0	7	200

TOTAL FG% 1st Half: 9-27 33.3% 2nd Half: 14-29 48.3% Game: 41.1% DEADBALL
3-Pt. FG% 1st Half: 2-8 25.0% 2nd Half: 4-11 36.4% Game: 31.6% REBOUNDS
F Throw % 1st Half: 2-4 50.0% 2nd Half: 5-9 55.6% Game: 53.8% 0

Western Carolina	fg	3fg	ft	0-d-t	pf	TP	a	to	bs	s	mp
10											