



Middle Tennessee

2009-10 MEN'S BASKETBALL

10 Conference Championships, 6 NCAA Appearances, 2 NIT Appearances

Middle Tennessee Athletic Communications • 1500 Greenland Drive • Murfreesboro, Tenn. 37132 • Fax (615) 898-5626

Jessica Stauffacher, Assistant Athletic Communications Director (Basketball Contact) • (615) 904-8115 • Email - stauffacher@goblueraiders.com

SCHEDULE/RESULTS

Overall Record: 0-0

Home: 0-0 Sun Belt: 0-0
 Away: 0-0 Neutral: 0-0

NOVEMBER

- 9 North Alabama (Exh-DH) W, 99-60
- 13 King College 7 p.m.
- 15 Ohio University 3 p.m.
- 17 Marshall 6 p.m.
- 19 Lamar University 7 p.m.
- 23 North Carolina A&T 6 p.m.
- 27 Cumberland University 7 p.m.

DECEMBER

- 2 UAB 7 p.m.
- 8 Belmont University 7 p.m.
- 11 Tennessee^ (CSS) (DH) 6 p.m.
- 13 SIU Edwardsville 4 p.m.
- 22 Howard University 7 p.m.
- 31 New Orleans* 4 p.m.

JANUARY

- 2 Louisiana-Lafayette* 7 p.m.
- 4 Vanderbilt 8 p.m.
- 7 Arkansas State* 7:05 p.m.
- 9 UALR* 7 p.m.
- 14 Florida International* 7 p.m.
- 16 Florida Atlantic* 7 p.m.
- 18 Western Kentucky* 7 p.m.
- 21 Louisiana-Monroe* 7 p.m.
- 23 Western Kentucky* (ESPN2) 12 p.m.
- 28 New Orleans* 7 p.m.
- 30 North Texas* 7 p.m.

FEBRUARY

- 4 Troy* 7 p.m.
- 6 South Alabama* (CSS) 1 p.m.
- 11 Denver* 7 p.m.
- 13 Houston Baptist 7 p.m.
- 18 Troy* 7 p.m.
- 20 South Alabama* 7 p.m.
- 25 Florida International* 7 p.m.
- 27 Florida Atlantic* 6 p.m.

MARCH

- 6-9 Sun Belt Tournament TBA

^ - Sommet Center

* - Sun Belt Conference game

Home games in **bold**

Note: All times listed are Central Time

Seven newcomers highlight 2009 squad; Yates, Hudson back for senior seasons



MIDDLE TENNESSEE BLUE RAIDERS

Record: 0-0
 Ranking: None
 Coach: Kermit Davis
 Alma Mater: Mississippi St.
 Career record: 255-170/14
 School record: 118-95/7
 Contact: Jessica Stauffacher
 Website: GoBlueRaiders.com
 Last game: Nov. 9, 2009
 Win vs. N. Alabama, 99-60 (EX)



KING COLLEGE TORNADOES

Record: 0-0
 Ranking: None
 Coach: George Pitts
 Alma Mater: NA
 Career record: NA
 School record: NA
 Contact: Gene Renfro
 Website: KingTornado.com
 Last game: Nov. 10, 2009
 Win vs. Bluefield (Va.),
 80-56 (EX)

GAME INFORMATION

Date: Nov. 13, 2009
 Location: Murphy Center (11,520) in Murfreesboro, Tenn.
 Tipoff: 7 PM (CT)
 Radio: WGNS 1450 AM, 560 AM, Internet
 Talent: Chip Walters(PXP) and Duane Hickie (Analyst)

QUICK HITTERS: Middle Tennessee defeated North Alabama 99-60 in its only exhibition game ... Senior forward Desmond Yates will miss the beginning of the season due to a knee injury ... Yates the only Blue Raider selected to a Sun Belt Preseason team ... Middle Tennessee picked third in the Sun Belt Coaches poll ... The Blue Raiders add seven newcomers for the 2009-10 season ... Three junior college transfers and four freshmen round out the group.

Middle Tennessee Blue Raiders (0-0)

Probable Starters

	Ht.	Wt.	Cl.	Hometown, Previous School	PPG	RPG	APG
F 4 Calvin O'Neil	6-4	190	r-Sr.	Newark, N.J. (Lutheran Christian Academy)	0.0	0.0	0.0
G 5 Rod Emanuel	6-3	180	Jr.	Orlando, Fla./Santa Fe CC	0.0	0.0	0.0
G 15 James Washington	6-0	170	Jr.	St. Louis, Mo./Indian Hills CC	0.0	0.0	0.0
F 24 Montarrio Haddock	6-5	235	Sr.	Greenville, N.C. (Brunswick CC)	0.0	0.0	0.0
C 45 Theryn Hudson	6-10	245	r-Sr.	La Vergne, Tenn./La Vergne HS	0.0	0.0	0.0

Reserves

G 10 Demario Williams	6-4	190	So.	Culleoka, Tenn./Culleoka HS	0.0	0.0	0.0
G 22 John David Little	6-3	180	Fr.	Olive Branch, Miss./Olive Branch HS	0.0	0.0	0.0
G 23 David Murray	6-4	210	Fr.	Leeds, Ala./Leeds HS	0.0	0.0	0.0
F 30 J.T. Sulton	6-7	205	Fr.	Yazoo City, Miss./Yazoo City HS	0.0	0.0	0.0
F 31 Desmond Yates	6-7	220	r-Sr.	Somerville, Tenn./Fayette-Ware HS	0.0	0.0	0.0
F 32 Trevor Ottley	6-9	210	Jr.	Hays, Kan./Garden City CC	0.0	0.0	0.0
G 33 Matthew Joines	6-4	180	Sr.	Murfreesboro, Tenn./Hanover College	0.0	0.0	0.0
G 34 James Gallman	5-11	190	Fr.	Knoxville, Tenn./Fulton HS	0.0	0.0	0.0
F 44 KC Anuna	6-3	205	Jr.	Nashville, Tenn. (McGavock HS)	0.0	0.0	0.0
F 50 Josh Jones	6-9	230	Sr.	Greenville, N.C. (Brunswick CC)	0.0	0.0	0.0

Head Coach: Kermit Davis, Eighth Season (Mississippi State 1982)

^ - steals * - blocked shots

Assistant Coaches: Win Case (Univ. of Science/Arts, Okla., 1977), Artie Pepelea (Wisconsin-Parkside, 1994), Al Pinkins (N.C. State, 1998)

Director of Operations: Mike Scutero (Central Florida, 2004)

QUICK FACTS

Location	Murfreesboro, Tenn.
Founded	1911
Enrollment	25,191
President	Dr. Sidney McPhee
Director of Athletics	Chris Massaro
Nickname	Blue Raiders
Colors	Royal Blue & White
Affiliation	Division I
Conference	Sun Belt
Arena	Murphy Center
Capacity	11,520

Basketball Staff

Head Coach	Kermit Davis
Alma Mater	Mississippi State/1982
Career Record (All levels)	255-171 (15th season)
Career Record (Div. I)	189-146 (12th Season)
Record at MT	118-96 (8th Season)
Assistant Coach	Win Case
Assistant Coach	Artie Pepelea
Assistant Coach	Al Pinkins
Director of Operations	Mike Scutero
Athletic Trainer	Drew Shea
MBB Secretary	Melinda Messick
Office Phone	(615) 898-2916

Athletic Communications

MBB Contact	Jessica Stauffacher
Office	(615) 904-8115
Cell	(615) 631-9523
Fax	(615) 898-5626
Email	stauffacher@gooblueraiders.com
Press Row	(615) 898-2807

History

Seasons of basketball	88th
First season	1913-14
All-time record	1,019-954
NCAA Tournament Appearances	6/2-6
Last Appearance	1989
NIT Appearances	2/2-2
Last Appearance	1988

Blue Bits

MT's All-Time Record	1,019-954 (.516)
Consecutive games with 3PT field goal	401
Consecutive games/opponent under 100	60
100-Point games in MT history	64
100-Point games under Davis	0
Record vs. Top 25 teams under Davis	0-10
MT's record from 1913-30	73-37 (.664)
MT's record from 1931-40	49-80 (.380)
MT's record from 1941-50	69-68 (.504)
MT's record from 1951-60	103-145 (.415)
MT's record from 1961-70	101-133 (.432)
MT's record from 1971-80	162-105 (.607)
MT's record from 1981-90	178-120 (.597)
MT's record from 1991-00	146-135 (.520)
MT's record from 2001-Present	137-132 (.509)

2009-10 SUN BELT STANDINGS

EAST STANDINGS	OVERALL						SUN BELT					
	W	L	Pct	Stk.	Home	Away	Neutral	W	L	Pct.	Stk.	
Florida Atlantic	0	0	.000	-	0-0	0-0	0-0	0	0	.000	-	
FIU	0	1	.000	L1	0-0	0-0	0-0	0	0	.000	-	
Middle Tennessee	0	0	.000	-	0-0	0-0	0-0	0	0	.000	-	
South Alabama	0	0	.000	-	0-0	0-0	0-0	0	0	.000	-	
Troy	0	0	.000	-	0-0	0-0	0-0	0	0	.000	-	
WKU	0	0	.000	-	0-0	0-0	0-0	0	0	.000	-	

WEST STANDINGS	OVERALL						SUN BELT					
	W	L	Pct	Stk.	Home	Away	Neutral	W	L	Pct.	Stk.	
Arkansas State	0	0	.000	-	0-0	0-0	0-0	0	0	.000	-	
UALR	0	0	.000	-	0-0	0-0	0-0	0	0	.000	-	
Denver	0	0	.000	-	0-0	0-0	0-0	0	0	.000	-	
Louisiana-Lafayette	0	0	.000	-	0-0	0-0	0-0	0	0	.000	-	
ULM	0	0	.000	-	0-0	0-0	0-0	0	0	.000	-	
New Orleans	0	0	.000	-	0-0	0-0	0-0	0	0	.000	-	
North Texas	0	0	.000	-	0-0	0-0	0-0	0	0	.000	-	

PICKED THIRD IN EAST...

Middle Tennessee was picked to finish third following a vote of the league's head coaches.

The Blue Raiders followed Western Kentucky, who received 12 of the 13 first place votes, and Troy, who were picked to finish at the top of the East Division.

PRESEASON HONORS...

Senior Desmond "Boogie" Yates was named to the First Team All-Sun Belt Preseason team. Yates was the only Blue Raider named to the preseason team after rounding out the 2008-09 season as a First Team selection.

The Somerville, Tenn., native reached 1,000 points in his career as a junior while scoring 550 points during the season. Yates also had 145 total rebounds, 13 blocks and 20 steals during the 2008-09 campaign.

YATES' SCORING BINGES KEY VICTORIES ...

Desmond "Boogie" Yates has registered 25 games with 20-plus points in his career and the Blue Raiders are 19-6 in those games. He has scored double figures in 74 of 96 career games (77 percent). He had a string of 15 consecutive double figure scoring games snapped with eight vs. Tennessee (11/21/08) after getting into early foul trouble. He has scored double figures in 50 of 53 overall. He has been the team's leading scorer in 49 of 96 career games.

CLOSING IN ON RECORD ...

Desmond "Boogie" Yates needs just 213 points to surpass Robert Taylor and become Middle Tennessee's All-Time leading scorer.

ITS ALL IN THE LETTER J ...

Six players on the 2009-10 squad have first or last names that begin with the letter J (James Gallman, Matt Joines, Josh Jones, John David Little, J.T. Sulton, James Washington).

DID YOU KNOW?...

Middle Tennessee has hit at least one 3-pointer in 401 consecutive games. The last time the Blue Raiders failed to hit a shot from beyond the arc was Jan. 20, 1996 at Morehead State.

WHAT'S IN A NAME?...

Junior forward Desmond Yates' nickname is "Boogie," which he says was given to him by his grandmother when he was 1-year-old. Yates isn't sure why his grandmother gave him the particular nickname but he has always liked it and prefers to go by "Boogie," as opposed to Desmond.

MEDIA INFORMATION

Blue Raider basketball is on the air! The 2009-10 basketball season marks the fourth year of the Blue Raider Network under the umbrella of a joint venture between Middle Tennessee athletics and Nelligan Sports Marketing. Nelligan started managing the exclusive athletics marketing rights in January 2007.

The Blue Raider Network, which actually debuted in the early 1960s, is blessed with two flagship stations for men's basketball and football. The local flagship is WGNS 1450 AM in Murfreesboro, and 560 AM.

Middle Tennessee fans throughout the southeast region also can follow their favorite teams on WMOT FM 89.5, which reaches a three-state area.

The combination of the three stations provides coverage to Middle Tennessee sports fans in a 100-mile radius of Murfreesboro.

WGNS and 560 AM carry all Blue Raider men's basketball games along with the Kermit Davis radio show.

WGNS, which made its return to carrying Blue Raider athletics in 2005, blankets the local area by reaching to McMinnville to the east, Columbia to the west, and Gallatin to the north.

All Blue Raider men's basketball broadcasts can also be heard on the Internet at GoBlueRaiders.com.

CHIP WALTERS

Play-by-Play

Chip Walters begins his 18th season in the booth for Middle Tennessee and his first as the "Voice of the Blue Raiders." Walters, who spent the previous six years as a color analyst for football, took over the play-by-play duties for football and men's basketball in April 2009.

Walters holds the third-longest tenure for Middle Tennessee broadcasters behind only the late Monte Hale and current women's basketball and baseball broadcaster Dick Palmer.

In addition to these duties, Walters hosts the Rick Stockstill and Kermit Davis radio shows, emcees various Blue Raider events, and is the host of the Two-Minute Drill on GoBlueRaiders.com. Walters also sells corporate sponsorships for Nelligan Sports Marketing.

Walters, who held the position of director of Public and Media Relations for the Tennessee Walking Horse National Celebration for six years, served as the marketing and promotions director at Middle Tennessee from 1993 to 2003. The Columbia, Tenn., native worked to expand Middle Tennessee's overall corporate sponsorship program while overseeing the entire Blue Raider Network, coaches television shows, and gameday publications.

Prior to working for Middle Tennessee, Walters worked several jobs in sports broadcasting including serving as sports director of the Tennessee Radio Network from 1986 to 1991. Walters called play-by-play for minor league baseball affiliate the Nashville Sounds and did freelance television work for WNAB and WSMV.

Tracking the Blue Raiders...

Opponent	Big Lead	Big Deficit	Best Run	Opp. Run	Record
King College	0-0	0-0	0-0	0-0	0-0
at Ohio University	0-0	0-0	0-0	0-0	0-0
at Marshall	0-0	0-0	0-0	0-0	0-0
Lamar University	0-0	0-0	0-0	0-0	0-0
at North Carolina A&T	0-0	0-0	0-0	0-0	0-0
Cumberland University	0-0	0-0	0-0	0-0	0-0
at UAB	0-0	0-0	0-0	0-0	0-0
Belmont	0-0	0-0	0-0	0-0	0-0
Tennessee	0-0	0-0	0-0	0-0	0-0
SIU Edwardsville	0-0	0-0	0-0	0-0	0-0
Howard	0-0	0-0	0-0	0-0	0-0
at New Orleans*	0-0	0-0	0-0	0-0	0-0
Louisiana-Lafayette*	0-0	0-0	0-0	0-0	0-0
at Vanderbilt	0-0	0-0	0-0	0-0	0-0
at Arkansas State*	0-0	0-0	0-0	0-0	0-0
at UALR*	0-0	0-0	0-0	0-0	0-0
Florida International*	0-0	0-0	0-0	0-0	0-0
Florida Atlantic*	0-0	0-0	0-0	0-0	0-0
Western Kentucky*	0-0	0-0	0-0	0-0	0-0
at Louisiana-Monroe*	0-0	0-0	0-0	0-0	0-0
at Western Kentucky* (ESPN2)	0-0	0-0	0-0	0-0	0-0
New Orleans*	0-0	0-0	0-0	0-0	0-0
North Texas*	0-0	0-0	0-0	0-0	0-0
Troy*	0-0	0-0	0-0	0-0	0-0
at South Alabama*	0-0	0-0	0-0	0-0	0-0
Denver*	0-0	0-0	0-0	0-0	0-0
Houston Baptist	0-0	0-0	0-0	0-0	0-0
at Troy*	0-0	0-0	0-0	0-0	0-0
South Alabama*	0-0	0-0	0-0	0-0	0-0
at Florida International*	0-0	0-0	0-0	0-0	0-0
at Florida Atlantic*	0-0	0-0	0-0	0-0	0-0

Pregame Interviews

Middle Tennessee players will not be available for any media activities on the day of the game at home or away; however, head coach Kermit Davis will be available following the team's gameday preparation practice. Media are suggested to contact Jessica Stauffacher in advance to arrange this interview.

Postgame Interviews

The Middle Tennessee locker room is closed at home and on the road. Requested players will be made available in the media room at all home games following a 10-minute cooling off period. Head Coach Kermit Davis will be brought to the media room and then he will conduct his postgame radio show at press row.

2009-10 SBC Preseason Coaches Poll

First-place votes in parenthesis

East Division

1. WKU (12) 77 points
2. Troy (1) 62 points
- 3. Middle Tennessee 53 points**
4. South Alabama 40 points
5. Florida Atlantic 21 points
6. FIU 20 points

West Division

1. North Texas (9) 85 points
2. Denver (1) 73 points
3. Louisiana-Lafayette (1) 56 points
4. UALR (1) 53 points
5. Louisiana-Monroe (1) 45 points
6. Arkansas State 36 points
7. New Orleans 17 points

2008-09 Preseason All-SBC Team

First Team

- Nate Rohnert, Denver
Desmond Yates, Middle Tennessee
 Eric Tramiel, North Texas
 Brandon Hazzard, Troy
 A.J. Slaughter, WKU

Second Team

- Chris Gradnigo, Louisiana-Lafayette
 Josh White, North Texas
 Richard Delk, Troy
 Sergio Kersch, WKU
 Steffphon Pettigrew, WKU

Third Team

- Donald Boone, Arkansas State
 Tony Hooper, Louisiana-Monroe
 Malcolm Thomas, Louisiana-Monroe
 Michael Vogler, Troy
 Jeremy Evans, WKU

Player of the Year

- AJ Slaughter, WKU

NUMEROLOGY

3

Middle Tennessee head coach Kermit Davis is No. 3 on the school's all-time wins list with 118 victories.

7

Middle Tennessee has seven newcomers on the 2009-10 squad.

25

Middle Tennessee senior forward Desmond Yates has 25 career games with 20 or more points. The Blue Raiders are 19-6 in those contests.

30

Middle Tennessee's 30 Sun Belt Conference road wins are the third-most of any league member since 2002-03 - Kermit Davis' first season at Middle Tennessee.

37

Blue Raiders are 37-1 under Kermit Davis when scoring 80 or more points.

213

Number of points needed by senior forward Desmond Yates to become the school's all-time leading scorer.

255

Career wins for Kermit Davis as head coach.

401

Consecutive games Middle Tennessee has made at least one 3-point field goal.

1,000

Desmond Yates (1,410) joined elite group of 1,000-point scorers at Middle Tennessee and is on pace to become the all-time leading scorer.



"Boogie" Nights

Junior forward Desmond "Boogie" Yates has 25 career games with 20-plus points, including 11 during the 2008-09 season. The Blue Raiders are 19-6 in those games. Following is a game-by-game look at such games:

Date	Opponent	Points	W/L
02/26/09	FIU	23	W
02/07/09	Houston Baptist	32	W
01/24/09	New Orleans	22	L
01/08/09	Florida Atlantic	20	W
12/31/08	North Texas	25	W
12/22/08	Missouri State	22	W
12/20/08	UC-Irvine	22	W
12/15/08	UT-Martin	21	L
12/11/08	Troy	27	W
12/07/08	SIU-Edwardsville	25	W
11/14/08	Trevecca	20	W
03/05/08	UL-Monroe	22	W
02/14/08	South Alabama	26	W
02/04/08	Arkansas State	28	W
01/24/08	UL-Monroe	24	L
01/19/08	New Orleans	30	W
01/16/08	Troy	24	W
01/05/08	Denver	23	W
12/18/07	FIU	23	W
12/12/07	Belmont	20	W
12/01/07	Houston	21	L
02/15/07	FIU	21	L
01/17/07	Arkansas State	23	L
01/13/07	New Orleans	21	W
11/27/06	Belmont	23	W

Wins by SBC members since 2002-03 (including SBC Tour.)

1. Western Kentucky	94
2. South Alabama	75
3. Middle Tennessee	72
4. Louisiana-Lafayette	74
5. UALR	70
6. Denver	58
6. North Texas	58
8. New Orleans	57
9. Arkansas State	47
10. Troy	34
10. FIU	34
12. Florida Atlantic	22
12. Louisiana-Monroe	22

ROAD wins of SBC members since 2002-03

1. South Alabama	32
2. Western Kentucky	31
3. Middle Tennessee	30
4. UALR	28
5. Louisiana-Lafayette	25
6. North Texas	20
7. New Orleans	16
8. Arkansas State	15
9. Denver	12
9. Troy	12
11. FIU	7
11. Louisiana-Monroe	6
13. Florida Atlantic	5

RECORD WATCH

MIDDLE TENNESSEE CAREER RECORDS WATCH

Rank	Scoring Player	Pts
1.	Robert Taylor (1989-93)	1,622
2.	Kerry Hammonds (1984-89)	1,616
3.	Tommy Gunn (2000-04)	1,528
4.	Willie Brown (1966-69)	1,524
5.	Randy Henry (1985-89)	1,484
6.	Ken Trickey (1951-55)	1,456
7.	Tim Sisneros (1972-76)	1,426
7.	Chris Rainey (1986-89)	1,426
9.	Greg Joyner (1976-79)	1,424
10.	Sleepy Taylor (1974-78)	1,421
11.	Desmond Yates (2006-)	1,410
12.	Jerry Beck (1978-82)	1,401
13.	Tim Gaither (1992-96)	1,318
14.	Kevin Kanaskie (2005-09)	1,251
15.	Bob Burden (1958-61)	1,242
16.	John Price (1953-59)	1,215
17.	Warren Kidd (1990-93)	1,165
18.	Kim Cooksey (1984-86)	1,160
19.	Harry Gupton (1949-52)	1,154
20.	Ty Baynham (1985-88)	1,125
21.	Fred Allen (1973-76)	1,108
22.	Doug Shrader (1953-56)	1,094
23.	Render Carden (1953-56)	1,090
24.	Chris Harris (1978-82)	1,070
25.	Lee Nosse (1997-02)	1,056

Field Goal Percentage Leaders

Rank	Player	Total
1.	Warren Kidd (496-747)	.664
2.	Theryn Hudson (237-392)	.605
3.	Jerry Beck (513-866)	.592
4.	Bob Martin (331-577)	.574
5.	Kyle Young (318-555)	.573
6.	Quincy Vance (376-661)	.569
7.	Desmond Yates (569-1005)	.566

3-PT Field Goal Percentage Leaders

Rank	Player	Total
1.	Chris Rainey (180-382)	.471
2.	Jonathan Whitworth (63-144)	.438
3.	Adam Vogelsberg (68-163)	.417
4.	Nod Carter (106-257)	.412
5.	Kelvin Hammonds (73-181)	.403
t6.	Tommy Gunn (185-469)	.394
t6.	Torrey Moore (87-221)	.394
8.	Desmond Yates (59-150)	.393

Drawing a crowd

Top 5 attendance marks for Middle Tennessee men's basketball games in the 37th season playing in Murphy Center.

#	Attend.	Opponent	Date
1	11,807	Western Kentucky	02/26/04
2	11,802	Tennessee	11/21/08
3	11,800	Tennessee Tech	02/08/75
4	11,600	Austin Peay	01/26/74
5	11,520	Western Kentucky	03/01/75
5	11,520	Tennessee	03/18/88

2008-09 REVIEW

RECORD:	OVERALL	HOME	AWAY	NEUTRAL
ALL GAMES	18-14	10-6	6-7	2-1
CONFERENCE	10-8	6-3	4-5	0-0
NONCONFERENCE	8-6	4-3	2-2	2-1

##	Player	GP-GS	Min.-Avg.	FG-A	Pct.	3FG-A	Pct.	FT-A	Pct.	OR-DR-Tot	Avg.	PF	FO	A	TO	Blk.	Stl.	Pts	Avg.
00	Hopson, John	9-0	17-1.9	2-4	.500	1-2	.500	0-0	.000	0-2-2	0.2	0	0	2	4	0	1	5	0.6
	Conference-Only	5-0	10-2.0	0-1	.000	0-1	.000	0-0	.000	0-1-1	0.2	0	0	2	0	0	1	0	0.0
01	Allen, Eric	30-1	366-12.2	44-129	.341	14-59	.237	15-22	.682	21-45-66	2.2	23	0	16	18	1	11	117	3.9
	Conference-Only	18-1	203-11.3	21-65	.323	4-24	.167	11-14	.786	10-26-36	2.0	12	0	8	7	0	2	57	3.2
04	O'Neil, Calvin	32-23	726-22.7	59-122	.484	5-10	.500	55-79	.696	59-58-117	3.7	66	0	24	21	4	27	178	5.6
	Conference-Only	18-14	405-22.5	33-67	.493	4-9	.444	21-30	.700	34-27-61	3.4	36	0	15	12	1	8	91	5.1
05	Kanaskie, Kevin	32-32	1141-35.7	108-292	.370	62-191	.325	100-117	.855	17-121-138	4.3	64	0	120	53	1	31	378	11.8
	Conference-Only	18-18	647-35.9	63-162	.389	38-105	.362	70-81	.864	7-65-72	4.0	38	0	61	31	0	18	234	13.0
10	Williams, Demario	28-2	265-9.5	21-69	.304	4-22	.182	15-21	.714	9-24-33	1.2	26	0	16	25	1	11	61	2.2
	Conference-Only	17-1	176-10.4	13-47	.277	2-16	.125	13-17	.765	6-13-19	1.1	17	0	4	15	1	4	41	2.4
11	Johnson, Nigel	30-28	894-29.8	73-200	.365	24-62	.387	51-78	.654	22-91-113	3.8	98	6	105	57	4	26	221	7.4
	Conference-Only	18-17	549-30.5	43-127	.339	14-37	.378	29-49	.592	17-58-75	4.2	65	4	51	30	1	12	129	7.2
21	Hair, Dino	31-0	254-8.2	21-49	.429	0-2	.000	18-32	.563	14-19-33	1.1	45	1	6	12	13	6	60	1.9
	Conference-Only	17-0	162-9.5	12-32	.375	0-1	.000	14-24	.583	9-12-21	1.2	25	1	5	5	10	2	38	2.2
22	Avery, Darren	5-1	56-11.2	3-6	.500	0-0	.000	4-7	.571	3-4-7	1.4	8	0	2	2	0	2	10	2.0
23	Green, Demetrius	30-28	845-28.2	112-232	.483	16-53	.302	69-117	.590	46-69-115	3.8	74	2	46	48	3	32	309	10.3
	Conference-Only	18-16	490-27.2	49-114	.430	3-22	.136	42-72	.583	24-44-68	3.8	41	2	25	26	2	20	143	7.9
24	Haddock, Montarrio	31-9	616-19.9	116-247	.470	7-22	.318	69-104	.663	67-94-161	5.2	103	8	33	55	5	19	308	9.9
	Conference-Only	17-5	361-21.2	66-146	.452	4-12	.333	44-62	.710	37-51-88	5.2	59	6	19	33	3	9	180	10.6
31	Yates, Desmond	32-32	964-30.1	228-394	.579	20-60	.333	74-94	.787	44-101-145	4.5	103	9	8	58	13	20	550	17.2
	Conference-Only	18-18	525-29.2	124-213	.582	10-28	.357	40-55	.727	24-57-81	4.5	65	7	2	36	8	10	298	16.6
35	Boyd, Antwaun	9-3	127-14.1	7-26	.269	1-2	.500	3-4	.750	5-10-15	1.7	18	0	11	11	0	3	18	2.0
	Conference-Only	1-0	11-11.0	1-1	1.000	0-0	.000	1-2	.500	1-1-2	2.0	1	0	1	0	0	2	3	3.0
34	Yarbrough, Lindal	9-0	23-2.6	4-6	.667	0-0	.000	1-2	.500	2-2-4	0.4	8	0	2	1	0	1	9	1.0
	Conference-Only	5-0	19-3.8	3-4	.750	0-0	.000	1-2	.500	1-1-2	0.4	6	0	2	1	0	1	7	1.4
44	Anuna, K.C.	5-0	6-1.2	1-2	.500	0-0	.000	2-2	1.000	2-1-3	0.6	0	0	0	0	0	0	4	0.8
	Conference-Only	2-0	3-1.5	1-2	.500	0-0	.000	0-0	.000	1-0-1	0.5	0	0	0	0	0	0	2	1.0
45	Hudson, Theryn	7-1	61-8.7	7-12	.583	0-0	.000	1-4	.250	7-10-17	2.4	8	0	2	6	1	0	15	2.1
	Conference-Only	2-0	16-8.0	2-3	.667	0-0	.000	0-1	.000	3-5-8	4.0	1	0	2	3	0	0	4	2.0
50	Jones, Josh	17-0	64-3.8	5-9	.556	0-0	.000	1-6	.167	5-7-12	0.7	8	0	1	3	1	2	11	0.6
	Conference-Only	11-0	48-4.4	3-7	.429	0-0	.000	1-4	.250	4-2-6	0.5	4	0	1	2	1	1	7	0.6

SCORE BY PERIODS:	1st	2nd	OT	Total
Middle Tennessee	1009	1228	17	2254
Opponents	965	1141	8	2114

DEADBALL REBOUNDS:	OFF	DEF	TOTAL
Middle Tennessee	96	2	98
Opponents	82	1	83

Roster

NUMERICAL LISTING

NO.	NAME	POS.	HT.	WT.	CL	HOMETOWN/LAST SCHOOL
4	Calvin O'Neil	G	6-4	190	r-Sr.	Newark, N.J./Lutheran Christian Academy
5	Rod Emanuel	G	6-3	180	Jr.	Orlando, Fla./Santa Fe CC
10	Demario Williams	G	6-4	190	So.	Culleoka, Tenn./Culleoka HS
15	James Washington	G	6-0	170	Jr.	St. Louis, Mo./Indian Hills CC
22	John David Little	G	6-3	180	Fr.	Olive Branch, Miss./Olive Branch HS
23	David Murray	G/F	6-4	210	Fr.	Leeds, Ala./Leeds HS
24	Montarrio Haddock	F	6-5	230	Sr.	Greenville, N.C./Brunswick CC
30	J.T. Sulton	F	6-7	205	Fr.	Yazoo City, Miss./Yazoo City HS
31	Desmond Yates	F	6-7	220	r-Sr.	Somerville, Tenn./Fayette-Ware HS
32	Trevor Ottley	F	6-9	210	Jr.	Hays, Kan./Garden City CC
33	Matthew Joines	G	6-4	180	Sr.	Murfreesboro, Tenn./Hanover College
34	James Gallman	G	5-11	190	Fr.	Knoxville, Tenn./Fulton HS
44	K.C. Anuna	F	6-3	210	Jr.	Nashville, Tenn./McGavock HS
45	Theryn Hudson	C	6-10	245	r-Sr.	La Vergne, Tenn./La Vergne HS
50	Josh Jones	F	6-9	230	Sr.	Greenville, N.C./Brunswick CC
	Zane Gibson	G	6-2	175	Fr.	Chattanooga, Tenn./Baylor School
	Jason Jones	G/F	6-6	200	r-So.	Memphis, Tenn./UTEP
	James Oden	G	6-3	188	Jr.	Murfreesboro, Tenn./Lipscomb

ALPHABETICAL LISTING

NO.	NAME	POS.	HT.	WT.	CL	HOMETOWN/LAST SCHOOL
44	K.C. Anuna	F	6-3	210	Jr.	Nashville, Tenn./McGavock HS
5	Rod Emanuel	G	6-3	180	Jr.	Orlando, Fla./Santa Fe CC
34	James Gallman	G	5-11	190	Fr.	Knoxville, Tenn./Fulton HS
	Zane Gibson	G	6-2	175	Fr.	Chattanooga, Tenn./Baylor School
24	Montarrio Haddock	F	6-5	230	Sr.	Greenville, N.C./Brunswick CC
45	Theryn Hudson	C	6-10	245	r-Sr.	La Vergne, Tenn./La Vergne HS
33	Matt Joines	G	6-4	180	Sr.	Murfreesboro, Tenn./Hanover College
	Jason Jones	G/F	6-6	180	r-So.	Memphis, Tenn./UTEP
50	Josh Jones	F	6-9	230	Sr.	Greenville, N.C./Brunswick CC
22	John David Little	G	6-3	180	Fr.	Olive Branch, Miss./Olive Branch HS
23	David Murray	G/F	6-4	210	Fr.	Leeds, Ala./Leeds HS
	James Oden	G	6-3	188	Jr.	Murfreesboro, Tenn./Lipscomb Univ.
4	Calvin O'Neil	G	6-4	190	r-Sr.	Newark, N.J./Lutheran Christian Academy
32	Trevor Ottley	F	6-9	210	Jr.	Hays, Kan./Garden City CC
30	J.T. Sulton	F	6-7	205	Fr.	Yazoo City, Miss./Yazoo City HS
15	James Washington	G	6-0	170	Jr.	St. Louis, Mo./Indian Hills CC
10	Demario Williams	G	6-4	190	So.	Culleoka, Tenn./Culleoka HS
31	Desmond Yates	F	6-7	220	r-Sr.	Somerville, Tenn./Fayette-Ware HS

COACHING STAFF

Head Coach: Kermit Davis (Mississippi State, 1982)

Assistant Coach: Win Case (Univ. of Science and Arts of Oklahoma, 1986)

Assistant Coach: Artie Pepelea (Wisconsin-Parkside, 1994)

Assistant Coach: Al Pinkins (North Carolina State, 1998)

Director of Operations: Mike Scutero (Central Florida, 2004)

PRONUNCIATION GUIDE

Theryn HudsonTHAIR-an

Montarrio Haddock.....Mon-Tear-E-O

Trevor OttleyOt-LEE

Demario WilliamsD-Mar-E-O

Artie Pepelea.....Puh-Pale-uh

TV/RADIO SPEED CHART



4 - CALVIN O'NEIL
6-4 ■ 190 ■ r-SR
Newark, N.J.




5 - ROD EMANUEL
6-3 ■ 180 ■ JR
Orlando, Fla.



10 - DEMARIO WILLIAMS
6-4 ■ 190 ■ SO
Culleoka, Tenn.




15 - JAMES WASHINGTON
5-10 ■ 170 ■ JR
St. Louis, Mo.



22 - JOHN DAVID LITTLE
5-10 ■ 180 ■ FR
Olive Branch, Miss.




23 - DAVID MURRAY
6-4 ■ 210 ■ FR
Leeds, Ala.



24 - MONTARRIO HADDOCK
6-5 ■ 230 ■ SR
Greenville, N.C.



30 - J.T. SULTON
6-7 ■ 205 ■ FR
Yazoo City, Mo.



31 - DESMOND YATES
6-7 ■ 225 ■ r-SR
Somerville, Tenn.



32 - TREVOR OTTLEY
6-9 ■ 210 ■ JR
Hays, Kan.



33 - Matt Joines
6-4 ■ 180 ■ SR
Murfreesboro, Tenn.




34 - JAMES GALLMAN
5-11 ■ 190 ■ FR
Knoxville, Tenn.



44 - KC Anuna
6-3 ■ 205 ■ JR
Nashville, Tenn.



45 - THERYN HUDSON
6-10 ■ 245 ■ r-SR
La Vergne, Tenn.



50 - JOSH JONES
6-9 ■ 230 ■ SR
Greenville, N.C.



KERMIT DAVIS
Head Coach
Eighth season



WIN CASE
Assistant Coach
Second season



ARTIE PEPELEA III
Assistant Coach
Fourth season



AL PINKINS
Assistant Coach
Seventh season



MIKE SCUTERO
Director of Operations
First season

TRENDS

Overall Record	18-14, 10-8
When the Blue Raiders ...	they are...
Play day games	3-1
Play night games	15-13
Lead at halftime	15-2
Trail at halftime	3-12
Tied at halftime	0-0
Lead with 5:00 remaining	14-0
Trail with 5:00 remaining	4-14
Tied with 5:00 remaining	0-0
In overtime	1-0
Shoot better from field than opponent	13-1
Shoot worse from field than opponent	5-13
Shoot same from field as opponent	0-0
Shoot better from 3-point than opponent	11-2
Shoot worse from 3-point than opponent	5-12
Shoot same from 3-point as opponent	2-0
Shoot better from line than opponent	9-4
Shoot worse from line than opponent	8-10
Shoot same from line as opponent	1-0
Outrebound opponent	13-5
Are outrebounded by opponent	4-8
Are even in rebounds with opponent	1-1
Have more offensive rebounds than opponent	11-11
Have fewer offensive rebounds than opponent	6-3
Have the same number of offensive rebounds	1-0
Have more defensive rebounds than opponent	11-2
Have fewer defensive rebounds than opponent	5-12
Have the same number of defensive rebounds	2-0
Have more assists than opponent	12-5
Have fewer assists than opponent	6-8
Have same number of assists	0-1
Commit fewer turnovers than opponent	13-8
Commit more turnovers than opponent	4-5
Commit the same number of turnovers	1-1
Bench outscores opponent's	7-8
Bench is outscored by opponent's	10-6
Bench points are even	1-0
Shoot 50 percent or better	4-1
Shoot less than 50 percent	14-13
Allow opponent to shoot 50 percent or better	1-7
Hold opponent to below 50 percent	17-7

Points Scored/Allowed Summary

Record When Scoring		Record When Allowing
0-1	40-49	0-0
1-3	50-59	10-0
5-8	60-69	5-6
4-2	70-79	2-5
7-0	80-89	1-3
1-0	90-99	0-0
0-0	100+	0-0

Record When Margin Is ...

1 (pt.)	2	3	4	5	6
0-0	1-1	1-1	0-1	2-1	1-2
7	8	9	10-15	16-20	20+
2-1	0-1	1-1	4-4	1-1	5-0

Record By Month

Nov.	Dec.	Jan.	Feb.	March
2-2	6-3	6-3	3-5	1-1

Record By Day of the Week

Sun.	Mon.	Tue.	Wed.	Thur.	Fri.	Sat.
3-1	1-2	0-1	2-1	5-4	1-1	6-4

Miscellaneous Statistics

	Games	Double Figure Scoring	20-Pt. Games	Double Figure Reb(Ast)	Double Doubles
1 Allen	30	3	0	1	1
4 O'Neil	32	6	0	0	0
5 Kanaskie	32	19	3	(1)	1
10 Williams	28	1	0	0	0
11 Johnson	30	8	0	0	0
21 Hair	32	0	0	0	0
22 Avery	5	0	0	0	0
23 Green	30	17	1	0	0
24 Haddock	31	13	1	2	2
31 Yates	32	26	11	1	1
35 Boyd	9	0	0	0	0
45 Hudson	7	0	0	0	0
50 Jones	17	0	0	0	0

Starting Lineups

Kanaskie, Johnson, Green, O'Neil, Yates	11-7
Kanaskie, Johnson, Green, Haddock, Yates	3-2
Kanaskie, Johnson, Boyd, O'Neil, Yates	1-0
Kanaskie, Johnson, Avery, O'Neil, Yates	1-0
Kanaskie, Johnson, Allen, O'Neil, Yates	1-0
Kanaskie, Williams, Green, Haddock, Yates	1-1
Kanaskie, Johnson, O'Neil, Haddock, Yates	0-1
Kanaskie, Boyd, Green, O'Neil, Yates	0-1
Kanaskie, Johnson, Green, Yates, Hudson	0-1
Kanaskie, Green, Boyd, Haddock, Yates	0-1

TEAM HIGH/LOWS

MIDDLE TENNESSEE HIGHS

POINTS	94	vs. Trevecca (11/14/08)
FG MADE	38	vs. Trevecca (11/14/08)
FG ATT.	71	vs. SIU-Edwardsville (12/07/08)
FG PCT	.644 (38-59)	vs. Trevecca (11/14/08)
3FG MADE	12	vs. Trevecca (11/14/08)
3FG ATTEMPTS	20	vs. SIU-Edwardsville (12/07/08)
3FG PCT	.667 (12-18)	vs. Trevecca (11/14/08)
FT MADE	28	at North Texas (12/31/08)
FT ATT.	44	at North Texas (12/31/08)
FT PCT.	.897 (26-29)	at South Alabama (01/03/09)
REBOUNDS	50	vs. SIU-Edwardsville (12/07/08)
ASSISTS	32	vs. Trevecca (11/14/08)
STEALS	14	vs. Trevecca (11/14/08)
BLOCKS	4	at Denver (02/05/09)
TURNOVERS	21	vs. Houston Baptist (11/16/08)
FOULS	28	at Vanderbilt (11/24/08)

MIDDLE TENNESSEE LOWS

POINTS	49	vs. WKU (02/28/09)
FG MADE	16	at Denver (02/05/09)
FG ATT.	38	at Denver (02/05/09)
FG PCT	.304 (17-56)	at Vanderbilt (11/24/08)
3FG MADE	2	vs. WKU (02/28/09)
3FG ATTEMPTS	8	at Denver (02/05/09)
3FG PCT	.188 (3-16)	vs. UC-Irvine (12/20/08)
FT MADE	2	vs. Arkansas State (01/22/09)
FT ATT.	8	vs. Arkansas State (01/22/09)
FT PCT.	.250 (2-8)	vs. Arkansas State (01/22/09)
REBOUNDS	22	at Denver (02/05/09)
ASSISTS	4	vs. North Texas (02/14/09)
STEALS	0	at UALR (01/17/09)
BLOCKS	0	9X (last 02/28/09)
TURNOVERS	7	2X (last 01/03/09)
FOULS	12	vs. Troy (12/11/08)

OPPONENT HIGHS

POINTS	89	vs. North Texas (02/14/09)
FG MADE	29	vs. North Texas (02/14/09)
FG ATT.	68	at North Texas (12/31/08)
FG PCT	.604 (29-48)	vs. North Texas (02/14/09)
3FG MADE	12	at Belmont (12/17/08)
3FG ATTEMPTS	29	vs. Troy (12/11/08)
3FG PCT	.556 (5-9)	at Vanderbilt (11/24/08)
FT MADE	29	at UALR (01/17/09)
FT ATT.	42	vs. South Alabama (02/19/09)
FT PCT.	.933 (14-15)	vs. Florida Atlantic (01/08/09)
REBOUNDS	42	at Vanderbilt (11/24/08)
ASSISTS	19	at Belmont (12/17/08)
STEALS	11	2X (last 02/12/09)
BLOCKS	12	vs. Houston (12/02/08)
TURNOVERS	25	vs. Trevecca (11/14/08)
FOULS	26	2X (last 11/24/08)

OPPONENT LOWS

POINTS	51	2X (last 12/07/08)
FG MADE	17	2X (last 02/19/09)
FG ATT.	35	vs. South Alabama (02/19/09)
FG PCT	.333 (20-60)	vs. Troy (12/11/08)
3FG MADE	1	vs. South Alabama (02/19/09)
3FG ATTEMPTS	5	vs. South Alabama (02/19/09)
3FG PCT	.200 (4-20) (1-5)	2X (last 02/19/09)
FT MADE	5	vs. Arkansas State (01/22/09)
FT ATT.	8	vs. Arkansas St. (03/04/09)
FT PCT.	.385 (5-13)	vs. Arkansas State (01/22/09)
REBOUNDS	24	at Denver (02/05/09)
ASSISTS	4	vs. Troy (12/11/08)
STEALS	1	2X (last 03/04/09)
BLOCKS	0	6X (last 02/07/08)
TURNOVERS	8	vs. Houston (12/02/08)
FOULS	13	2X (last 12/17/08)

The Last Time a Blue Raider ...

- Scored 30+ Points**
Desmond Yates (32) vs. Houston Baptist (2/07/09)
- Scored 40+ Points**
Milton Dean (41) vs. Southeast Missouri (1/14/94)
- Grabbed 15+ Rebounds**
Lee Nosse vs. New Mexico State (15) (1/10/02)
- Grabbed 20+ Rebounds**
Napoleon Rhodes vs. UNC-Greensboro (20) (11/30/02)
- Made 5+ 3-pointers**
Kevin Kanaskie vs. Belmont (5-8) (12/17/08)
- Tallied 10+ Assists**
Kevin Kanaskie vs. Trevecca (11) (11/14/08)
- Had a Double-Double**
Eric Allen at Fla. Atlantic (17 points, 11 rebounds) (02/21/09)
- Had a Triple-Double**
Roni Bailey vs. Lyon College (17 points, 11 rebounds, 10 assists) (12/03/94)

The Last Time the Blue Raiders ...

- Scored 100+ Points**
vs. Bryan College (115) (11/17/01)
- Allowed 100+ Points**
at Tennessee (109) (11/20/07)
- Scored 50 or Less Points**
vs. WKU (49) (02/28/09)
- Held a Team Under 50 Points**
vs. UALR (46) (02/07/08)
- Shot Better Than 55%**
vs. Missouri State (.558) (24-43) (12/22/08)
- Held Opponent Under 40%**
vs. ULM (.391) (18-46) (01/31/09)
- Beat an Opponent by 20+ Points**
vs. Norfolk State (21) (12/22/08)
- Had 45+ Rebounds**
vs. North Texas (45) (12/31/08)

GAME-BY-GAME

Opponent	W/L	FG-FGA	Pct.	3PT-A	Pct.	FT-FTA	Pct.	OR	DR	Tot.	PF	AST	TO	BLK	STL	1H	2H	OT	PTS
at MIDDLE TENNESSEE	W	38-59	.644	12-18	.667	6-12	.500	5	24	29	17	32	11	2	14	46	48	-	94
Trevecca		21-48	.438	4-16	.250	7-12	.583	8	18	26	17	13	25	0	4	24	29	-	53
at MIDDLE TENNESSEE	W	29-60	.483	4-19	.211	18-26	.692	14	34	48	25	16	21	0	8	43	37	-	80
Houston Baptist		20-58	.345	6-21	.286	17-22	.773	8	22	30	26	9	18	0	10	22	41	-	63
at MIDDLE TENNESSEE	L	25-53	.472	4-13	.308	12-25	.480	6	17	23	23	15	9	0	5	32	34	-	66
Tennessee		26-47	.553	4-8	.500	20-26	.769	7	31	38	21	9	16	1	5	36	40	-	76
MIDDLE TENNESSEE	L	17-56	.304	6-19	.316	17-24	.708	10	20	30	28	7	7	2	7	17	40	-	57
at Vanderbilt		19-44	.432	5-9	.556	22-30	.733	12	30	42	26	11	17	7	2	31	34	-	65
at MIDDLE TENNESSEE	L	26-69	.377	4-15	.267	11-14	.786	17	29	46	17	7	9	1	2	31	36	-	67
Houston		27-61	.443	7-17	.412	9-13	.692	8	26	34	15	10	8	12	7	33	37	-	70
at MIDDLE TENNESSEE	W	32-71	.451	5-20	.250	11-17	.647	19	31	50	18	15	13	3	13	39	41	-	80
SIU-Edwardsville		18-49	.375	5-14	.357	10-18	.556	4	24	28	15	8	20	4	4	24	27	-	51
at MIDDLE TENNESSEE	W	32-67	.478	5-18	.278	12-14	.857	13	33	46	12	20	11	0	7	41	40	-	81
Troy		20-60	.333	7-29	.241	6-9	.667	9	23	32	13	4	16	2	4	24	29	-	53
at MIDDLE TENNESSEE	L	24-56	.429	4-16	.250	13-18	.722	16	15	31	22	10	19	4	8	29	36	-	65
UT-Martin		25-48	.521	5-14	.357	17-26	.654	10	19	29	17	9	20	0	8	40	32	-	72
MIDDLE TENNESSEE	L	29-55	.527	6-15	.400	5-10	.500	12	16	28	20	16	13	2	7	31	38	-	69
at Belmont		28-52	.538	12-28	.429	14-19	.737	9	19	28	13	19	13	2	9	44	38	-	82
MIDDLE TENNESSEE	W	24-51	.471	3-16	.188	14-16	.875	8	17	25	19	8	11	3	8	30	35	-	65
vs. UC-Irvine		17-42	.405	6-11	.545	12-17	.706	11	21	32	16	10	20	0	2	26	26	-	52
MIDDLE TENNESSEE	W	28-55	.509	6-17	.353	15-23	.652	16	29	45	17	15	7	0	7	33	44	-	77
vs. Norfolk State		18-51	.353	5-19	.263	15-23	.652	10	16	26	20	5	13	4	5	24	32	-	56
MIDDLE TENNESSEE	W	24-43	.558	5-11	.455	10-13	.769	7	20	27	20	15	18	1	11	38	25	-	63
at Missouri State		20-52	.385	4-20	.200	7-12	.583	17	15	32	17	7	19	2	5	24	27	-	51
MIDDLE TENNESSEE	W	28-59	.475	5-11	.455	28-44	.636	14	31	45	25	10	12	3	6	33	39	17	89
at North Texas		26-68	.382	9-21	.429	19-29	.656	16	25	41	32	15	11	2	6	34	38	8	80
MIDDLE TENNESSEE	W	26-53	.491	4-9	.444	26-29	.897	13	19	32	23	10	7	0	6	36	46	-	82
at South Alabama		22-50	.440	5-13	.385	18-26	.692	12	15	27	19	14	9	10	4	32	35	-	67
at MIDDLE TENNESSEE	W	23-53	.434	3-13	.231	10-14	.714	11	16	27	19	11	9	1	6	22	37	-	59
Florida Atlantic		19-40	.475	5-11	.455	14-15	.933	5	22	27	19	8	17	5	4	26	31	-	57
at MIDDLE TENNESSEE	W	22-48	.458	5-16	.313	19-29	.655	6	25	31	20	14	8	3	6	33	35	-	68
FIU		24-49	.490	5-16	.313	10-17	.588	5	25	30	24	11	12	0	3	22	41	-	63
MIDDLE TENNESSEE	W	24-55	.436	6-16	.375	7-11	.636	10	18	28	17	9	13	0	4	24	37	-	61
at WKU		21-49	.429	8-20	.400	13-16	.813	11	24	35	14	10	16	4	5	32	31	-	63
MIDDLE TENNESSEE	W	23-58	.397	7-19	.368	12-14	.857	13	21	34	22	12	11	1	0	28	37	-	65
at UALR		19-40	.475	3-12	.250	29-34	.853	4	23	27	14	12	9	3	4	33	37	-	70
at MIDDLE TENNESSEE	W	27-60	.450	4-12	.333	2-8	.250	15	21	36	13	11	12	1	8	30	30	-	60
Arkansas State		24-46	.522	4-12	.333	5-13	.385	6	23	29	15	10	17	2	8	22	35	-	57
MIDDLE TENNESSEE	L	25-58	.431	3-19	.158	12-19	.632	15	15	30	23	8	10	0	3	32	33	-	65
at New Orleans		26-46	.565	4-9	.444	13-24	.542	8	21	29	16	11	13	1	1	37	32	-	69
at MIDDLE TENNESSEE	W	25-52	.481	6-17	.353	27-36	.750	9	21	30	18	13	10	1	7	33	50	-	83
at Louisiana-Lafayette		27-59	.458	7-21	.333	15-17	.882	13	20	33	27	8	18	6	7	30	46	-	76
at MIDDLE TENNESSEE	W	29-64	.453	4-14	.286	15-18	.833	15	26	41	19	18	13	4	10	48	29	-	77
ULM		18-46	.391	5-15	.333	13-22	.591	9	22	31	19	5	22	2	4	28	26	-	54
MIDDLE TENNESSEE	W	16-38	.421	3-8	.375	16-27	.593	8	14	22	19	12	15	4	3	23	28	-	51
at Denver		24-42	.571	5-13	.385	10-15	.667	6	18	24	22	13	13	5	11	35	28	-	63
MIDDLE TENNESSEE	W	30-58	.517	5-14	.357	24-27	.889	9	24	33	20	13	14	0	8	41	48	-	89
at Houston Baptist		23-50	.460	5-15	.333	26-29	.897	6	21	27	22	9	14	0	7	38	39	-	77
MIDDLE TENNESSEE	L	23-55	.418	4-20	.200	14-22	.636	14	24	38	24	13	18	2	6	30	34	-	64
at Troy		18-42	.429	9-17	.529	25-34	.735	4	22	26	19	12	13	5	11	25	45	-	70
at MIDDLE TENNESSEE	L	24-56	.429	3-9	.333	27-39	.692	13	16	29	25	4	9	2	9	24	54	-	78
North Texas		29-48	.604	10-19	.526	21-27	.778	7	24	31	26	12	16	2	4	43	46	-	89
at MIDDLE TENNESSEE	L	24-66	.364	4-13	.308	5-12	.417	16	20	36	27	9	10	2	4	26	31	-	57
South Alabama		17-35	.486	1-5	.200	28-42	.667	7	31	38	19	6	14	9	3	23	40	-	63
MIDDLE TENNESSEE	W	21-55	.382	4-13	.308	28-37	.757	11	29	40	22	7	7	2	1	29	45	-	74
at Florida Atlantic		23-57	.404	5-19	.263	17-24	.708	11	27	38	26	17	11	4	4	31	37	-	68
MIDDLE TENNESSEE	w	22-46	.478	7-16	.438	20-27	.741	9	22	31	16	11	10	1	3	32	39	-	71
at FIU		26-61	.426	7-20	.350	7-17	.412	16	20	36	19	15	9	5	5	20	46	-	66
at MIDDLE TENNESSEE	L	20-48	.417	2-12	.167	7-13	.538	9	20	29	26	6	16	0	1	17	32	-	49
WKU		21-43	.488	7-17	.412	19-29	.655	8	24	32	18	8	12	1	6	39	29	-	68
at MIDDLE TENNESSEE	W	25-57	.439	5-13	.385	14-21	.667	17	18	35	11	9	8	1	1	28	41	-	69
Arkansas State		24-51	.471	7-20	.350	7-8	.875	9	18	27	21	10	12	3	1	23	39	-	62
MIDDLE TENNESSEE	L	26-65	.400	6-24	.250	21-30	.700	15	20	35	26	18	8	1	3	30	49	-	79
North Texas		26-51	.510	4-8	.500	32-37	.865	8	29	37	24	15	10	1	3	40	48	-	88

GAME-BY-GAME LEADERS

Opponent	Result	Points	Rebounds	Assists	Steals	Blocks
Trevecca	W, 94-53	Kanaskie (22)	Kanaskie (6)	Kanaskie (11)	Allen (4)	Yates, Hair (1)
Houston Baptist	W, 80-63	Yates (19)	O'Neil, Kanaskie (7)	Kanaskie (9)	O'Neil, Allen (2)	0
Tennessee	L, 66-76	Green (17)	Kanaskie (6)	Kanaskie, Johnson (6)	Kanaskie, Yates (2)	0
at Vanderbilt	L, 57-65	Green (15)	Green (7)	Johnson (4)	Kanaskie (2)	Johnson, O'Neil (1)
Houston	L, 67-70	Yates (19)	Yates (9)	Kanaskie (4)	Yates, Williams (1)	O'Neil (1)
SIU-Edwardsville	W, 80-51	Yates (25)	Haddock, O'Neil (9)	Kanaskie (5)	Williams (4)	Three with (1)
Troy	W, 81-53	Yates (27)	Yates (13)	Kanaskie (7)	Boyd, Kanaskie (2)	0
UT-Martin	L, 65-72	Yates (21)	Haddock (8)	Kanaskie (4)	O'Neil (3)	Haddock (2)
at Belmont	L, 69-82	Kanaskie (15)	Haddock (8)	Kanaskie (4)	Green, Kanaskie (2)	Johnson, Yates (1)
vs. UC-Irvine	W, 65-52	Yates (22)	Yates (7)	Johnson (4)	O'Neil (2)	Three with (1)
vs. Norfolk State	W, 77-56	Yates (18)	Kanaskie (8)	Johnson (6)	O'Neil, Kanaskie (2)	0
at Missouri State	W, 63-51	Yates (22)	Kanaskie (6)	Johnson (7)	Haddock, O'Neil (3)	Kanaskie (1)
at North Texas	W, 89-80 (OT)	Yates (25)	Haddock (8)	Johnson (5)	Green (3)	3 with (1)
at South Alabama	W, 82-67	Green (18)	Haddock, O'Neil (7)	Kanaskie (5)	Kanaskie (4)	0
Florida Atlantic	W, 59-57	Yates (20)	Yates (8)	Kanaskie (6)	Kanaskie (2)	O'Neil (1)
FIU	W, 68-63	Johnson (15)	Johnson (7)	Kanaskie (7)	Kanaskie (2)	Three with (1)
at WKU	L, 61-63	Yates (14)	Green (6)	Johnson (4)	Green, Kanaskie (2)	0
at UALR	L, 65-70	Yates (17)	Haddock (7)	Johnson (5)	0	Yates (1)
Arkansas State	W, 60-57	Yates (18)	Haddock (12)	Johnson (6)	Yates (3)	Haddock (1)
at New Orleans	L, 65-69	Yates (22)	Yates (5)	Kanaskie (3)	Three with (1)	0
Louisiana-Lafayette	W, 83-76	Kanaskie (18)	Johnson, O'Neil (8)	Johnson (4)	Green, Johnson (3)	Hair (1)
ULM	W, 77-54	Kanaskie, Green (15)	Green (11)	Green (5)	Green (3)	Yates (2)
at Denver	L, 51-63	Yates (12)	Haddock (6)	Haddock (5)	Three with (1)	Hair (2)
at Houston Baptist	W, 89-77	Yates (32)	Green (8)	Johnson (5)	Johnson (5)	0
at Troy	L, 64-70	Haddock (19)	Haddock (12)	Haddock (4)	Johnson, Williams (2)	Hair, Yates (1)
North Texas	L, 78-89	Yates (19)	Kanaskie (5)	Kanaskie (3)	Kanaskie, Yates (2)	Williams, Haddock
South Alabama	L, 57-63	Green, Yates (15)	Kanaskie (7)	Kanaskie (3)	Four with (1)	Hair (2)
at Florida Atlantic	W, 74-68	Kanaskie (24)	Allen (11)	Three with (2)	Yates (1)	Hair, Yates (1)
at FIU	W, 71-66	Kanaskie, Yates (23)	Allen (8)	Allen (3)	Three with (1)	Haddock (1)
WKU	L, 49-68	Haddock (13)	Johnson (7)	Green (2)	Allen (1)	0
vs. Arkansas State (1)	W, 69-62	Kanaskie (13)	Johnson, Kanaskie (6)	Johnson (3)	Green (1)	Allen (1)
vs. North Texas (2)	L, 79-88	Yates (15)	Allen (8)	Johnson (8)	Kanaskie, Johnson, Allen (1)	Yates (1)

1) SBC Championships First Round

2) SBC Championships Quarterfinals

INDIVIDUAL SUPERLATIVES

POINTS	32	Yates	at Houston Baptist (02/07/09)
FIELD GOALS MADE	13	Yates (2x)	at Houston Baptist (02/07/09); vs TROY (12/11/08)
FIELD GOAL ATT	23	Yates	vs Houston (12/02/08)
FG PCT (min 5 made)	.875 (7-8)	Kanaskie	vs Trevecca (11/14/08)
3 PT FG MADE	6	Kanaskie	vs Trevecca (11/14/08)
3 PT FG ATTEMPTS	10	Kanaskie	vs UT-Martin (12/15/08)
3-PT FG PCT (min 2 made)	1.000 (6-6)	Kanaskie	vs Trevecca (11/14/08)
FREE THROWS MADE	10	Kanaskie(2x) Green	at Florida Atlantic (2/21/09); vs Louisiana (01/29/09) at South Alabama (1/3/09)
FREE THROW ATT	13	Green	at North Texas (12-31-08)
FT PCT (min 3 made)	1.000 (10-10)	Kanaskie	vs Louisiana (01/29/09)
REBOUNDS	13	Yates	vs TROY (12/11/08)
ASSISTS	11	Kanaskie	vs Trevecca (11/14/08)
STEALS.	5	Johnson	at Houston Baptist (02/07/09)
BLOCKED SHOTS	2	Hair (2x) Yates; Haddock	vs South Alabama (02/19/09); at Denver (2/5/09) vs Louisiana-Monroe (01/31/09); vs UT-Martin (12/15/08)

INDIVIDUAL PLAYER HIGHS

#4 CALVIN O'NEIL

	Season	Career
Points	14, vs. Louisiana (01/29/09)	21, at Troy (02/28/07)
Field Goals	6, vs. Louisiana (01/29/09)	6, 4X (last 01/29/09)
3-Pt Field Goals	2, vs. Louisiana (01/29/09)	2, 3X (last 01/29/09)
Free Throws	7, at Fla. Atlantic (02/21/09)	8, at Troy (02/28/07)
Rebounds	9, vs. SIU-Edwardsville (12/07/08)	Same
Assists	4, vs. Trevecca (11/14/08)	6, 2X (last 02/22/07)
Steals	3, 3X (last 12/22/08)	3, 5X (last 12/22/08)
Blocked Shots	1, 4X (last 01/08/09)	1, 10X (last 01/08/09)
Minutes	32, vs. Louisiana (01/29/09)	40, at New Orleans (01/13/07)

#10 DEMARIO WILLIAMS

	Season	Career
Points	12, at Troy (02/12/09)	Same
Field Goals	4, at Troy (02/12/09)	Same
3-Pt Field Goals	1, 4X (last 02/12/09)	Same
Free Throws	4, vs. North Texas (02/14/09)	Same
Rebounds	4, vs. SIU-Edwardsville (12/07/08)	Same
Assists	5, vs. Trevecca (11/14/08)	Same
Steals	4, vs. SIU-Edwardsville (12/07/08)	Same
Blocked Shots	1, vs. North Texas (02/14/09)	Same
Minutes	25, at Troy (02/12/09)	Same

#24 MONTARRIO HADDOCK

	Season	Career
Points	19, 2X (last 02/12/09)	Same
Field Goals	8, 2X (last 01/22/09)	Same
3-Pt Field Goals	1, 6X (last 02/12/09)	Same
Free Throws	6, 2X (last 02/12/09)	Same
Rebounds	12, 2X (last 02/12/09)	Same
Assists	5, at Denver (02/05/09)	Same
Steals	3, at Missouri State (12/22/08)	Same
Blocked Shots	0	Same
Minutes	30, at Troy (02/12/09)	Same

#31 DESMOND YATES

	Season	Career
Points	32, at Houston Baptist (02/07/09)	Same
Field Goals	13, 2X (last 02/07/09)	Same
3-Pt Field Goals	3, at North Texas (12/31/08)	3, 2X (last 12/31/08)
Free Throws	5, 2X (last 02/26/09)	15, at New Orleans (11/24/07)
Rebounds	13, vs. Troy (12/11/08)	Same
Assists	2, at Missouri State (12/22/08)	4, at South Alabama (12/22/07)
Steals	3, vs. Arkansas State (01/22/09)	Same
Blocked Shots	2, vs. ULM (01/31/09)	3, at FIU (02/09/08)
Minutes	40, 2X (last 12/15/08)	45, at Arkansas State (02/04/08)

#45 THERYN HUDSON

	Season	Career
Points	5, vs. Tennessee (11/21/08)	19, vs. ULM (03/05/08)
Field Goals	2, 3X (last 12/17/08)	8, vs. Belmont (12/12/07)
3-Pt Field Goals	0	Same
Free Throws	1, vs. Tennessee (11/24/08)	5, 2X (last 3/5/08)
Rebounds	6, vs. Troy (12/11/08)	13, at WKU (01/02/08)
Assists	2, vs. Troy (12/11/08)	2, 5X (last 11/23/07)
Steals	0	3, vs. Arkansas State (1/17/07)
Blocked Shots	1, vs. UT-Martin (12/15/08)	4, vs. UALR (02/07/08)
Minutes	14, vs. UT-Martin (12/15/08)	35, vs. UALR (02/07/08)

#50 JOSH JONES

	Season	Career
Points	4, vs. ULM (01/31/09)	Same
Field Goals	2, vs. ULM (01/31/09)	Same
3-Pt Field Goals	0	Same
Free Throws	1, at New Orleans (01/24/09)	Same
Rebounds	3, 2X (11/16/08)	Same
Assists	1, vs. South Alabama (02/19/09)	Same
Steals	1, 2X (last 12/11/08)	Same
Blocked Shots	1, vs. ULM (01/31/09)	Same
Minutes	10, 2X (last 02/21/09)	Same

#44 KC ANUNA

	Season	Career
Points	2, 2X (last 02/05/09)	Same
Field Goals	1, vs. ULM (01/31/09)	Same
3-Pt Field Goals	0	Same
Free Throws	2, vs. SIU-Edwardsville (12/07/08)	Same
Rebounds	2, vs. SIU-Edwardsville (12/07/08)	Same
Assists	0	Same
Steals	0	Same
Blocked Shots	0	Same
Minutes	2, vs. ULM (01/31/09)	Same

HEAD COACH KERMIT DAVIS

Kermit Davis File



In seven seasons at Middle Tennessee, Kermit Davis has established himself as one of the most successful men's basketball coaches in program history, and he's done so while rebuilding a program that had fallen on hard times. Prior

to Davis' hiring in April 2002, Middle Tennessee had endured losing seasons in three of the four previous years and was one season removed from a 5-22 campaign, the worst in school history. The Blue Raiders registered four straight winning seasons under Davis to start his Blue Raider coaching career, making him only one of two of the 19 Middle Tennessee men's basketball coaches to start his Blue Raider career with four straight winning campaigns. The other was Bruce Stewart. The Blue Raiders' game against Indiana State (11/30/06) was Davis' 125th at Middle Tennessee. Davis' record after 125 games at Middle Tennessee was 71-54, making him the second-winningest coach in program history after 125 games. Davis is third on the all-time Middle Tennessee wins list with 118.

ACCOMPLISHMENTS

- 1989 Big Sky Regular Season/Tourney Champs/NCAA Regional appearance
- 1989 Big Sky Coach of the Year
- 1990 Big Sky Regular Season/Tourney Champs/NCAA Regional appearance
- 1990 Big Sky Coach of the Year
- 1994 No. 4 final ranking at Chipola
- 2000 SEC Championship/Sweet 16
- 2003 Sun Belt Coach of the Year
- 2008 College Insiders.com Sun Belt Coach of Year

COACHING STOPS

- 1983-84 Mississippi State
- 1985-86 Southwest Mississippi CC
- 1987-90 Idaho
- 1991 Texas A&M
- 1992-94 Chipola JC
- 1995-96 Utah State
- 1997 Idaho
- 1998-02 LSU
- 2003-present Middle Tennessee

NOTEWORTHY

- Youngest junior college coach in the country at Southwest JC at age 24
- Youngest Division I head coach in the nation at Idaho at age 28
- Tabbed Coach of the Year four times
- Second-fastest MT coach to reach 100 wins (182 games)

Kermit Davis vs ...

Alabama	0-2
Alabama State	2-0
Appalachian State	0-1
Arkansas	0-3
Arkansas-Little Rock	4-7
Arkansas State	10-2
Auburn	0-2
Austin Peay	2-4
Boise State	4-3
Baylor	1-1
Belmont	4-2
Brooklyn College	1-0
Cal Poly	0-1
Cal State-Fullerton	1-0
Centenary	2-0
Chattanooga	1-1
Christian Brothers	1-0
Cincinnati	0-1
College of Charleston	0-1
Covenant College	1-0
Cumberland	1-0
Delaware	1-0
Denver	6-4
East Carolina	0-1
Eastern Michigan	0-1
Eastern Oregon State	1-0
Eastern Washington	6-0
Florida Atlantic	6-1
Florida International	12-2
Freed-Hardeman	1-0
Gonzaga	2-1
Hawaii-Hilo	1-0
Houston	0-4
Houston Baptist	2-0
Idaho State	6-0
Indiana State	1-1
IP-Fort Wayne	3-0
IUPUI	1-0
Kansas	0-1
Kansas State	0-1
Kennesaw State	1-0
Kent State	1-1
Lambuth	1-0
Lewis-Clark State	1-0
Liberty	0-1
Lipscomb	1-0
Long Beach State	1-0
Louisiana-Lafayette	4-5
Louisiana-Monroe	2-3
Louisville	0-2
Memphis	0-3
Mercer	1-0
Mississippi Valley State	1-1
Missouri State	1-0
Montana	4-1
Montana State	4-1
Murray State	0-2

Nebraska	2-0
Nevada	2-4
New Mexico State	3-3
New Orleans	4-3
Norfolk State	1-0
North Texas	7-5
Northern Arizona	4-0
Oklahoma	0-1
Pacific	0-1
Portland	1-0
Portland State	2-0
Purdue	0-2
Rice	0-3
Robert Morris	0-1
St. Martin's	1-0
Sam Houston State	1-0
San Jose State	0-1
Simon Fraser	3-0
SIU-Edwardsville	1-0
SMU	0-2
South Alabama	7-7
South Carolina State	1-0
South Dakota State	2-0
Southern Utah	2-1
Southwest Missouri State	0-1
TCU	0-2
Tennessee	0-3
Tennessee State	3-0
Tennessee Tech	0-2
Tennessee Wesleyan	3-0
Texas	0-2
Texas College	1-0
Texas Southern	1-1
Texas Tech	2-1
Toledo	1-1
Trevecca	1-0
Troy	5-4
UC-Irvine	2-0
UC-San Diego	1-0
UC-Santa Barbara	0-1
UNC-Greensboro	0-1
UNLV	0-1
Utah State	1-3
UT Martin	1-1
Vanderbilt	0-1
Villanova	0-1
VCU	1-1
Western Montana	1-0
Western Kentucky	4-13
Washington	0-1
Washington State	3-1
Weber State	3-1
Whitman	1-0
Whitworth	1-0
Willamette	1-0
Wyoming	1-1
Totals	189-146

Kermit Davis Head Coaching Stops ...

Season	School	Record
1984-85	Southwest Miss. CC	17-9
1985-86	Southwest Miss. CC	22-11
1988-89	Idaho	25-6
1989-90	Idaho	25-6
1990-91	Texas A&M	8-21
1993-94	Chipola JC	27-5
1996-97	Idaho	13-17
2002-03	Middle Tennessee	16-14

2003-04	Middle Tennessee	17-12
2004-05	Middle Tennessee	19-12
2005-06	Middle Tennessee	16-12
2006-07	Middle Tennessee	15-17
2007-08	Middle Tennessee	17-15
2008-09	Middle Tennessee	18-13
Totals	14th season	255-170
Div. I	11th season	189-145
MT	7th season	118-95

HEAD COACH KERMIT DAVIS

Davis secures career win 250

Kermit Davis secured his 250th win as a head coach when Middle Tennessee beat Louisiana-Lafayette, 83-76 (1/29/09) at Murphy Center. Davis currently owns 188 wins in his 11th season at the Division I level and he won 66 in three years as a junior college head coach. **He currently has 255 career wins.**

Davis notches milestone win

Head coach Kermit Davis became the second-fastest to reach 100 wins at Middle Tennessee when the Blue Raiders upset South Alabama, 82-73, in the semifinals of the 2008 Sun Belt Championships. Davis reached the milestone in his 182nd career game. The 100 wins under Davis in his first six seasons represent the best six-year total for the program since 1988-93 (105 wins). The Blue Raiders have averaged 17 wins in Davis' first six seasons, which is the second-best wins average for any Middle Tennessee coach after six seasons.

Davis among coaching leaders

Kermit Davis joined Bruce Stewart as the only head coaches in program history to begin their Blue Raider careers with four straight winning seasons in 2005-06. **He currently has 118 wins.** Jimmy Earle is the program's all-time winningest coach with 164 wins. Davis also is third in winning percentage (.554) among Blue Raider men's basketball coaches with a minimum of 50 games coached, trailing only Jimmy Earle (.614), and Bruce Stewart (.648).

Davis among Sun Belt's all-time winningest coaches

Middle Tennessee coach Kermit Davis is second in all-time victories among active Sun Belt coaches with 61, trailing only Ronnie Arrow in his second stint at South Alabama. Overall, Davis is among the league's all-time winningest coaches in Sun Belt play with 61 victories and he is five wins shy of Marty Fletcher (66) for fifth all-time. The all-time Sun Belt wins leader is Gene Bartow, who won 111 games during his 12 seasons at former conference member UAB. These totals only include regular-season conference wins.

Middle Tennessee among SBC's best under Davis

Middle Tennessee is one of three league members (WKU, Louisiana-Lafayette) to play in multiple SBC Championship games (2003, 2008) since 2003, and it is just one of three SBC members (WKU, South Alabama) to reach the quarterfinals in each of the last seven years. Middle Tennessee and WKU are the only SBC schools to reach the league's semifinals four times in the last six years.

MT All-Time Coaching Leaders

By Wins

1. Jimmy Earle	(1970-79)	164-103
2. Bruce Stewart	(1985-91)	141-76
3. Kermit Davis Jr.	(2003 -)	118-96
4. Randy Wiel	(1997-02)	84-90
5. Charles Greer	(1950-56)	76-104
6. Stan Simpson	(1980-84)	71-66
7. David Farrar	(1992-96)	61-73
8. Ed Diddle Jr.	(1956-62)	56-80
9. Frank Faulkinberry	(1927-33)	48-42
10. Ken Trickey	(1966-69)	45-54
11. Alfred Miles	(1914-15; 1923-24)	27-6
12. Bill Stokes	(1963-65)	26-43
13. E.W. Midgett	(1940-42)	25-35
14. E.K. Patty	(1947-48)	24-20
15. Guy Stephenson	(1925-26)	15-11
15. Johnny Floyd	(1936-39)	15-34
17. Charles Murphy	(1949)	11-12
18. E.M. Waller	(1934-35)	7-13
19. O.L. Freeman	(1946)	4-0

By Winning Percentage

(Minimum 50 games coached)

1. Bruce Stewart	(217 games)	.648
2. Jimmy Earle	(267 games)	.614
3. Kermit Davis Jr.	(214 games)	.551
4. Frank Faulkinberry	(90 games)	.534
5. Stan Simpson	(137 games)	.518
6. Randy Wiel	(174 games)	.483
7. Ken Trickey	(99 games)	.455
7. David Farrar	(134 games)	.455
9. Charles Greer	(180 games)	.422
10. E.W. Midgett	(60 games)	.417
11. Ed Diddle Jr.	(136 games)	.412

Sun Belt All-Time Coaching Leaders

By Conference Wins

(Tournament wins not included)

1. Gene Bartow	UAB	111
2. Dickey Nutt	Arkansas State	103
3. Ronnie Arrow	South Alabama	94
4. Jessie Evans	Louisiana-Lafayette	77
5. Marty Fletcher	ULL/Denver	66
6. Kermit Davis	Middle Tennessee	61
7. Johnny Jones	North Texas	60
7. Matt Kilcullen	Jacksonville/WKU	60
9. J.D. Barnett	Virginia Commonwealth	59
10. Steve Shields	UALR	58
11. Darrin Horn	WKU	57
12. Cliff Ellis	South Alabama	54
12. Dennis Felton	WKU	54
14. Lee Rose	UNCC/South Florida	53
15. Wimp Sanderson	UALR	49

MIDDLE TENNESSEE UNDER DAVIS

	Overall	08-09
Overall Record	118-96	18-14
Home	67-32	10-6
Away	39-52	6-7
Neutral	12-12	2-1
vs. Sun Belt	72-52	11-8
Home	36-21	7-3
Away	30-29*	4-5
Tourney	11-5	1-0
Nonconference	47-39	7-5
Home	31-11	3-3
Away	9-23	2-2
Neutral	7-5	2-0
In Overtime	8-7	1-0
Leading at the Half	89-17	15-2
Leading with 5:00 Left	101-12	14-0
vs. Ranked Opponents	0-10	0-1
In Televised Games	11-24	0-4
MT Shoots >50%	46-9	4-1
MT Shoots <50%	71-83	14-13
Opponent Shoots >50%	6-33	1-7
Opponent Shoots <50%	110-61	17-7
MT Outshoots Opp.	98-13	13-1
MT Outrebounds Opp.	90-37	13-5
Opp. Outrebounds MT	24-55	3-9
MT Attempts More FTs	73-19	10-3
Opp. Attempts More FTs	40-76	6-11
In November	14-17	2-2
In December	28-23	6-3
In January	35-25	6-3
In February	30-22	3-5
In March	11-8	1-1
In April	0-0	0-0
Final Margin 10 or less	66-58	8-10
MT Scores < 60 points	8-33	1-4
MT Scores 60-69 points	35-45	5-8
MT Scores 70-79 points	38-17	4-2
MT Scores 80-89 points	27-1	6-0
MT Scores 90-99 points	9-0	1-0
MT Scores 100+ points	0-0	0-0

* - includes tournament games vs. host school



**CALVIN
O'NEIL**

4

**R-SENIOR ■ GUARD ■ 6-4 ■ 190
NEWARK, N.J. (LUTHERAN CHRISTIAN ACADEMY)**

2008-09 (R-JUNIOR)

Enjoyed a successful return to the court after suffering a season-ending knee injury in 2007-08 season opener ... Earned starts in first two games, scoring 10 points in each ... Turned in best game of the season in win vs. Louisiana-Lafayette with season highs in points (14), field goals made (6), minutes (32) and his eight rebounds were one shy of season best ... Produced second highest scoring output of the season with 13 at Florida Atlantic, including season highs for free throws attempted (9) and made (7) ... Turned in season highs for minutes played in back to back games, vs. Norfolk State (28), then played 31 minutes the next night vs. Missouri State in the final two games of the Basketball Travelers Tip-Off Tournament ... Played second-most minutes of the season at Western Kentucky (30) ... Scored all ten of his points in the final 2:44 of regulation and in overtime in a win at North Texas ... Blue Raiders are 13-3 when O'Neil scores in double figures, including 5-1 this season ... Contributed four assists vs. Trevecca and two steals vs. Houston Baptist ... Grabbed career high nine rebounds vs. SIU-Edwardsville ... Played then season high 25 minutes at Vanderbilt ... Hit all six of his free throws at Vanderbilt ... Tied career high with three steals vs. SIU-Edwardsville and matched that with three more vs. UT- Martin ... Was 10-of-10 at the free throw line in games against UC Irvine (6-6) and Norfolk State (4-4) at the Basketball Travelers Tip-Off Tournament ... Tied career high with three steals at Missouri State ... Led team in rebounding for eighth time in his career with eight vs. Louisiana-Lafayette.

O'NEIL'S CAREER HIGHS

Points	21, at Troy (02/28/07)
Field Goals	6, 4X (last 01/29/09)
3-Pt. Field Goals	2, 3X (last 01/29/09)
Free Throws	8, at Troy (02/28/07)
Rebounds	9, vs. SIU-Edwardsville (12/07/08)
Assists	6, 2X (last 02/22/07)
Steals	3, 5X (last 12/22/08)
Blocked Shots	1, 10X (last 01/08/09)
Minutes	40, at New Orleans (01/13/07)

2008-09 Game-by-Game

	DATE	GS	MIN	FG	3FG	FT	O-D-T	PF	A	TO	BLK	S	PTS	
TREVECCA	11/14/08	*	20	4-7	0-0	2-3	1-3-4	3	4	1	0	1	10	
HOUSTON BAPTIST	11/16/08	*	22	4-6	0-0	2-4	5-2-7	3	0	0	0	2	10	
TENNESSEE	11/21/08	*	19	0-0	0-0	1-3	0-0-0	1	1	1	0	0	1	
at Vanderbilt	11/24/08		25	1-5	0-0	6-6	0-1-1	3	0	0	1	1	8	
HOUSTON	12/2/08	*	23	1-3	0-0	3-4	4-2-6	3	0	0	1	0	5	
SIU-EDWARDSVILLE	12/7/08		23	2-6	0-0	1-3	4-5-9	0	1	0	0	3	5	
TROY	12/11/08		18	0-2	0-1	2-2	1-1-2	0	0	0	0	0	2	
UT-MARTIN	12/15/08		12	1-2	0-0	2-4	2-1-3	2	1	2	0	3	4	
at Belmont	12/17/08		20	2-3	0-0	0-1	0-3-3	2	1	0	0	1	4	
vs UC-Irvine	12/20/08	*	26	0-2	0-0	6-6	0-1-1	4	0	1	1	2	6	
vs Norfolk State	12/21/08	*	28	1-2	0-0	4-4	2-1-3	0	0	1	0	2	6	
at Missouri State	12/22/08	*	31	2-2	1-1	2-2	1-2-3	2	0	1	0	3	7	
at North Texas	12/31/08	*	21	3-3	0-0	4-4	1-2-3	3	0	0	0	1	10	
at South Alabama	1/3/09	*	24	0-4	0-0	0-0	4-3-7	4	0	2	0	0	0	
FLORIDA ATLANTIC	1/8/09	*	18	1-2	0-0	0-0	2-1-3	1	1	1	1	1	2	
FIU	1/10/09	*	27	1-1	0-0	2-4	1-3-4	3	3	1	0	0	4	
at WKU	1/15/09	*	30	3-6	0-0	0-0	2-1-3	1	0	1	0	0	6	
at UALR	1/17/09	*	21	2-4	1-1	2-3	2-0-2	1	0	1	0	0	7	
ARKANSAS STATE	1/22/09		9	0-1	0-0	0-0	2-0-2	1	0	1	0	0	0	
at New Orleans	1/24/09		17	0-0	0-0	1-4	1-0-1	2	0	0	0	1	1	
LOUISIANA	1/29/09	*	32	6-9	2-2	0-0	5-3-8	3	0	0	0	0	14	
UL-MONROE	1/31/09	*	24	2-6	0-1	0-0	2-1-3	2	2	1	0	2	4	
at Denver	2/5/09	*	20	0-1	0-0	1-2	1-1-2	3	1	1	0	0	1	
at Houston Baptist	2/07/09		29	2-6	0-0	4-4	1-5-6	4	1	0	0	1	8	
at TROY	2/12/09	*	24	2-3	1-2	0-0	1-2-3	0	1	1	0	0	5	
NORTH TEXAS	2/14/09		15	4-7	0-0	0-0	2-2-4	1	0	0	0	1	8	
SOUTH ALABAMA	2/19/09	*	18	1-4	0-1	0-0	2-2-4	4	2	0	0	1	2	
at Florida Atlantic	2/21/09	*	29	3-6	0-0	7-9	1-3-4	3	2	1	0	0	13	
at FIU	2/26/09	*	28	1-2	0-1	0-0	1-1-2	1	2	1	0	1	2	
WKU	2/28/09	*	30	4-6	0-0	2-2	3-1-4	3	1	0	0	0	10	
ARKANSAS STATE	3/04/09	*	17	3-6	0-0	0-0	3-0-3	0	0	1	0	0	6	
vs North Texas	3/08/09	*	26	3-5	0-0	1-5	2-5-7	3	0	1	0	0	7	
Totals			23	726	59-122	5-10	55-79	59-58-117	66	24	21	4	27	178

ONEIL'S CAREER STATISTICS

Year	GP-GS	Min	Avg	FG-A	Pct	3FG-A	Pct	FT-A	Pct	Off-Def-Tot	Avg	PF-FO	A	TO	Blk	Stl	Pts	Avg
2005-06	21-1	217	10.3	15-50	.300	3-13	.231	11-18	.611	11-23-34	1.6	17-0	11	14	1	13	44	2.1
2006-07	32-23	913	28.5	77-187	.412	10-41	.244	47-62	.758	19-77-96	3.0	70-3	55	50	5	19	211	6.6
2008-09	32-23	726	22.7	59-122	.484	5-10	.500	55-79	.696	59-58-117	3.7	66-0	24	21	4	27	178	5.6
TOTAL	86-48	1872	21.8	153-363	.421	18-64	.281	119-167	.713	93-158-251	2.9	155-3	90	85	10	60	443	5.2



10
DEMARIO
WILLIAMS

SOPHOMORE ■ GUARD ■ 6-4 ■ 190
CULLEOKA, TENN. (CULLEOKA HS)

FRESHMAN (2008-09)

Three-time Mr. Basketball Finalist in Tennessee played 14 minutes in his Middle Tennessee debut ... Saw action in 28 of 32 games, earning two starts ... Scored seven points off the bench and dished out five assists with just two turnovers in his first collegiate action vs. Trevecca ... Enjoyed a break-out game at Troy, establishing career high for points (12), field goals made (4), and minutes (25) ... The 12 points at Troy represented his first career double-figure scoring game as a Blue Raider ... Earned first career start vs. SIU-Edwardsville, with career-high four steals and four rebounds ... Earned second career start vs. North Texas, with eight points and three rebounds ... Dished out five assists vs. Trevecca ... Saw extensive action off the bench in 60-57 conference win vs. Arkansas State, playing 17 minutes, scoring four points, dishing out an assist, no turnovers and providing a defensive spark.

WILLIAMS' CAREER HIGHS

Points	12, at Troy (02/12/09)
Field Goals	4, at Troy (02/12/09)
3-Pt. Field Goals	1, 4X (last 02/12/09)
Free Throws	4, vs. North Texas (02/14/09)
Rebounds	4, vs. SIU-Edwardsville (12/07/08)
Assists	5, vs. Trevecca (11/14/08)
Steals	4, vs. SIU-Edwardsville (12/07/08)
Blocked Shots	1, vs. North Texas (02/14/09)
Minutes	25, at Troy (02/12/09)

2008-09 Game-by-Game

	DATE	GS	MIN	FG	3FG	FT	O-D-T	PF	A	TO	BLK	S	PTS
TREVECCA	11/14/08	14	3-5	1-2	0-0	0-1-1	0	5	2	0	0	7	
HOUSTON BAPTIST	11/16/08	13	2-3	0-1	2-4	0-2-2	0	1	2	0	1	6	
TENNESSEE	11/21/08	1	0-0	0-0	0-0	0-0-0	1	0	0	0	0	0	
HOUSTON	12/2/08	18	2-4	1-2	0-0	1-2-3	2	0	2	0	1	5	
SIU-EDWARDSVILLE	12/7/08 *	22	1-8	0-1	0-0	2-2-4	1	2	2	0	4	2	
TROY	12/11/08	13	3-5	1-3	0-0	0-3-3	1	1	1	0	0	7	
UT-MARTIN	12/15/08	2	0-1	0-0	0-0	0-0-0	0	0	0	0	0	0	
at Belmont	12/17/08	6	0-1	0-0	0-0	0-2-2	0	1	0	0	0	0	
vs UC-Irvine	12/20/08	1	0-0	0-0	0-0	0-0-0	2	0	1	0	0	0	
vs Norfolk State	12/21/08	2	0-0	0-0	0-0	0-0-0	0	0	0	0	0	0	
FLORIDA ATLANTIC	1/8/09	6	0-1	0-0	2-2	0-1-1	1	0	0	0	0	2	
FIU	1/10/09	3	0-2	0-1	0-0	1-0-1	0	0	0	0	0	0	
at WKU	1/15/09	2	0-0	0-0	0-0	0-0-0	0	0	0	0	0	0	
at UALR	1/17/09	4	0-1	0-1	0-0	0-1-1	0	0	0	0	0	0	
ARKANSAS STATE	1/22/09	17	2-5	0-1	0-0	0-0-0	0	1	0	0	1	4	
at New Orleans	1/24/09	8	1-2	0-1	0-0	0-1-1	0	0	0	0	0	2	
LOUISIANA	1/29/09	11	0-2	0-2	2-2	0-0-0	0	0	0	0	0	2	
UL-MONROE	1/31/09	15	1-7	0-2	0-0	2-0-2	2	0	1	0	0	2	
at Denver	2/5/09	11	0-2	0-0	0-0	0-1-1	1	1	2	0	0	0	
at Houston Baptist	2/7/09	10	0-0	0-0	0-0	0-1-1	1	2	0	0	1	0	
at TROY	2/12/09	25	4-6	1-2	3-5	2-1-3	4	1	4	0	2	12	
NORTH TEXAS	2/14/09 *	18	2-6	0-0	4-6	1-2-3	3	0	2	1	1	8	
SOUTH ALABAMA	2/19/09	6	0-1	0-1	0-0	0-1-1	0	0	2	0	0	0	
at Florida Atlantic	2/21/09	19	0-4	0-1	2-2	0-1-1	2	0	1	0	0	2	
at FIU	2/26/09	4	0-1	0-0	0-0	0-0-0	2	0	0	0	0	0	
WKU	2/28/09	9	0-1	0-1	0-0	0-1-1	1	0	2	0	0	0	
vs North Texas	3/8/09	0	0-0	0-0	0-0	0-0-0	0	0	0	0	0	0	
Totals		2	265	21-69	4-22	15-21	9-24-33	26	16	25	1	11	61

WILLIAMS' CAREER STATISTICS

Year	GP-GS	Min	Avg	FG-A	Pct	3FG-A	Pct	FT-A	Pct	Off-Def-Tot	Avg	PF-FO	A	TO	Blk	Stl	Pts	Avg
2008-09	28-2	265	9.5	21-69	.304	4-22	.182	15-21	.714	9-24-33	1.2	26-0	16	25	1	11	61	2.2



24
MONTARRIO
HADDOCK

SENIOR ■ GUARD/FORWARD ■ 6-5 ■ 230
GREENVILLE, N.C. (BRUNSWICK CC)

HADDOCK'S CAREER HIGHS

Points	19, 2X (last 02/12/09)
Field Goals	8, 2X (last 01/22/09)
3-Pt. Field Goals	1, 6X (last 02/12/09)
Free Throws	6, 2X (last 02/12/09)
Rebounds	12, 2X (last 02/12/09)
Assists	5, at Denver (02/05/09)
Steals	3, at Missouri State (12/22/08)
Blocked Shots	0
Minutes	30, at Troy (02/12/09)

JUNIOR (2008-09)

Middle Tennessee's top newcomer ... Scored in all 31 games played, including double figures in 15 and has been leading rebounder nine times ... Came off the bench to score career and season-high 26 points in SBC tournament game vs. North Texas, hit 8-15 shots from the field, 9-12 from the line, and added four rebounds and four assists ... Registered second career double-double by tying career-high for points with 19 and adding 12 rebounds at Troy ... Earned first career start at Vanderbilt ... Was team's leading rebounder (5.2 per game) and fourth in scoring (9.9 per game) ... Was 16th in Sun Belt in overall rebounding, and 10th in offensive rebounding ... Earned start vs. Arkansas State and responded with first career double-double, scoring 17 points and career-high 12 rebounds ... Had career-high of 29 minutes played in back-to-back games at UALR and Arkansas State ... Scored 15 points and had career-high three assists at Louisiana ... Led team with career-high eight rebounds vs. Troy and at North Texas, eight rebounds at Belmont, six at Denver and tied for team lead with seven at South Alabama ... Dished career-high five assists at Denver ... Earned second career start vs. SIU-Edwardsville and responded with career highs for points (19), rebounds (9), field goals made (8) and minutes (24) ... Started next game at Troy and scored 10 points for second straight double figures game ... Played 14 minutes vs. Tennessee and collected four points and four rebounds ... Scored first points as a Blue Raider in season opener vs. Trevecca ... Collected season-high two steals and two blocks vs. UT Martin ... Contributed season-high two steals vs. Belmont ... Established new career high for steals with three at Missouri State.

2008-09 Game-by-Game

	DATE	GS	MIN	FG	3FG	FT	O-D-T	PF	A	TO	BLK	S	PTS
TREVECCA	11/14/08	12	1-2	0-0	0-0	1-3-4	1	1	2	0	1	2	
HOUSTON BAPTIST	11/16/08	13	2-6	0-2	1-2	0-4-4	3	0	1	0	0	5	
TENNESSEE	11/21/08	14	2-5	0-1	0-1	2-2-4	1	0	0	0	0	4	
at Vanderbilt	11/24/08	* 9	1-3	0-1	1-4	3-0-3	5	1	3	0	1	3	
HOUSTON	12/2/08	16	2-7	0-0	1-2	2-5-7	3	0	0	0	0	5	
SIU-EDWARDSVILLE	12/7/08	* 24	8-10	1-1	2-3	3-6-9	4	1	2	0	1	19	
TROY	12/11/08	* 12	2-8	0-0	6-6	2-2-4	4	0	1	0	1	10	
UT-MARTIN	12/15/08	18	3-10	1-2	1-4	5-3-8	4	0	3	2	2	8	
at Belmont	12/17/08	* 26	6-12	0-0	1-2	4-4-8	4	2	1	0	1	13	
vs UC-Irvine	12/20/08	21	4-5	0-0	5-6	2-3-5	2	1	0	0	1	13	
vs Norfolk State	12/21/08	20	4-9	0-1	3-5	4-2-6	2	1	4	0	0	11	
at Missouri State	12/22/08	19	1-4	0-0	1-1	1-2-3	4	1	2	0	3	3	
at North Texas	12/31/08	17	3-6	0-0	1-4	5-3-8	5	0	4	0	1	7	
at South Alabama	1/3/09	19	5-9	0-0	3-3	2-5-7	5	0	1	0	0	13	
FLORIDA ATLANTIC	1/8/09	22	5-8	0-0	2-2	3-3-6	5	1	2	0	1	12	
FIU	1/10/09	23	5-8	0-0	4-4	1-0-1	3	0	2	0	1	14	
at WKU	1/15/09	13	4-9	1-1	0-2	2-1-3	5	0	3	0	0	9	
at UALR	1/17/09	* 29	4-12	0-2	1-1	4-3-7	5	1	1	0	0	9	
ARKANSAS STATE	1/22/09	* 29	8-19	1-1	0-1	4-8-12	3	1	4	1	2	17	
at New Orleans	1/24/09	* 24	2-5	0-1	3-4	0-3-3	4	2	1	0	0	7	
LOUISIANA	1/29/09	21	6-8	1-2	2-2	1-2-3	2	3	1	0	0	15	
UL-MONROE	1/31/09	22	1-6	0-1	3-4	1-3-4	2	2	2	0	1	5	
at Denver	2/5/09	20	1-4	0-0	3-4	0-6-6	1	5	0	0	1	5	
at Houston Baptist	2/7/09	* 11	2-4	0-0	0-0	0-3-3	4	1	3	0	0	4	
at TROY	2/12/09	30	6-11	1-2	6-9	6-6-12	2	4	3	0	1	19	
NORTH TEXAS	2/14/09	* 24	4-10	0-1	4-6	2-1-3	5	0	3	1	0	12	
SOUTH ALABAMA	2/19/09	14	4-11	0-0	0-0	3-0-3	4	0	1	0	0	8	
at FIU	2/26/09	14	1-2	0-0	3-4	0-2-2	1	0	2	1	0	5	
WKU	2/28/09	28	5-10	0-1	3-6	1-3-4	3	0	2	0	0	13	
ARKANSAS STATE	3/4/09	27	6-9	0-0	0-0	2-3-5	2	1	1	0	0	12	
vs North Texas	3/8/09	25	8-15	1-2	9-12	1-3-4	5	4	0	0	0	26	
Totals		9	616	116-247	7-22	69-104	67-94-161	103	33	55	5	19	308

HADDOCK'S CAREER STATISTICS

Year	GP-GS	Min	Avg	FG-A	Pct	3FG-A	Pct	FT-A	Pct	Off-Def-Tot	Avg	PF-FO	A	TO	Blk	Stl	Pts	Avg
2008-09	31-9	616	19.9	116-247	.470	7-22	.318	69-104	.663	67-94-161	5.2	103-8	33	55	5	19	308	9.9



**DESMOND
YATES**

31

**R-SENIOR ■ FORWARD ■ 6-7 ■ 220
SOMERVILLE, TENN. (FAYETTE-WARE HS)**

2008-09 (R-JUNIOR)

Joined Tommy Gunn as only Blue Raiders to be named 1st Team All-Sun Belt Conference twice, earning the honor in a vote of the league's coaches and select media representatives ... Named 1st Team All-District 24 by the NABC ... 550 points on season put Yates in 9th place on single-season scoring chart ... On the career scoring chart, Yates has moved into 11th place with 1410 points, and has an excellent chance to become MTSU's all time leading scorer, needing only 213 points to surpass Robert Taylor at the top of the list ... 3rd in Sun Belt scoring with 17.2 ppg and 4th in field goal pct (.579)...Named Most Valuable Player of Basketball Traveler's Tip-Off Tournament after averaging 20.7 points, 5.3 rebounds and shooting 70 percent (28-40) from the field in three wins ... Named Sun Belt Player of the Week (12/16) ... Named Sun Belt Conference Preseason Player of the Year, College Insiders Mid-Major Preseason All American, Blue Ribbon Magazine Sun Belt Conference Preseason Player of the Year ... Became 28th Blue Raider to surpass 1,000 points in career with 21 vs. UT Martin ... Career field goal percentage (.566) is good for 7th place all-time, and career 3-point field goal percentage of .393 is good for 8th place ... Has scored 20 plus points 25 times, including 11 times this season ... Team is 19-6 in those games, including 9-2 in 2008-09 ... Scored 21 or more in three consecutive games during one stretch (Troy, 27; SIU Edwardsville, 25; UT-Martin, 21)... 27 vs. Troy was season high ... Has scored in double figures in 74 of 96 career games (.77.1%) ... Has led team in scoring 44 times in 96 career games ... Had streak of 15 consecutive double figure scoring games halted vs. Tennessee after getting into early foul trouble ... Collected career-high three steals vs. Trevecca ... Scored season-high 27 points and had career -best 13 rebounds in win vs. Troy (12/11/08) ... Connected on career-best 12 field goals vs. Troy ... Led team in rebounding with season-high nine vs. Houston.

YATES' CAREER HIGHS

Points	32, at Houston Baptist (02/07/09)
Field Goals	13, 2X (last 02/07/09)
3-Pt. Field Goals	3, 2X (last 12/31/08)
Free Throws	15, at New Orleans (11/24/07)
Rebounds	13, vs. Troy (12/11/08)
Assists	4, at South Alabama (12/22/07)
Steals	3, vs. Arkansas State (01/22/09)
Blocked Shots	3, at FIU (02/09/08)
Minutes	45, at Arkansas State (02/04/08)

2008-09 Game-by-Game

	DATE	GS	MIN	FG	3FG	FT	O-D-T	PF	A	TO	BLK	S	PTS	
TREVECCA	11/14/08	*	31	8-10	2-2	2-2	0-5-5	2	0	2	1	3	20	
HOUSTON BAPTIST	11/16/08	*	23	8-11	1-2	2-2	0-5-5	4	0	2	0	1	19	
TENNESSEE	11/21/08	*	19	3-6	0-1	2-3	0-3-3	5	0	2	0	2	8	
at Vanderbilt	11/24/08	*	35	3-11	0-1	2-2	2-2-4	4	0	1	0	0	8	
HOUSTON	12/2/08	*	40	9-23	1-5	0-0	1-8-9	0	0	1	0	1	19	
SIU-EDWARDSVILLE	12/7/08	*	21	11-16	2-4	1-1	2-2-4	4	0	1	1	0	25	
TROY	12/11/08	*	32	13-18	0-0	1-1	3-10-13	0	0	2	0	0	27	
UT-MARTIN	12/15/08	*	40	9-14	1-2	2-2	2-2-4	0	0	2	0	0	21	
at Belmont	12/17/08	*	32	6-12	0-2	1-2	1-1-2	3	1	2	1	1	13	
vs UC-Irvine	12/20/08	*	39	11-15	0-1	0-0	2-5-7	1	0	1	1	0	22	
vs Norfolk State	12/21/08	*	27	7-12	0-1	4-4	3-4-7	3	0	2	0	1	18	
at Missouri State	12/22/08	*	25	10-13	2-2	0-1	1-1-2	4	2	3	0	1	22	
at North Texas	12/31/08	*	37	10-13	3-4	2-2	2-2-4	5	0	0	1	0	25	
at South Alabama	1/3/09	*	30	8-13	0-1	1-2	2-3-5	5	0	2	0	0	17	
FLORIDA ATLANTIC	1/8/09	*	39	8-17	0-3	4-5	5-3-8	1	0	3	0	1	20	
FIU	1/10/09	*	20	4-4	0-0	0-2	0-3-3	5	0	1	1	1	8	
at WKU	1/15/09	*	37	6-15	0-1	2-3	0-4-4	3	0	2	0	0	14	
at UALR	1/17/09	*	32	7-12	1-2	2-2	2-3-5	5	0	5	1	0	17	
ARKANSAS STATE	1/22/09	*	39	8-16	2-4	0-1	1-2-3	2	0	1	0	3	18	
at New Orleans	1/24/09	*	32	11-20	0-4	0-0	3-2-5	3	0	3	0	1	22	
LOUISIANA	1/29/09	*	23	3-8	0-1	5-8	0-4-4	4	0	0	0	0	11	
UL-MONROE	1/31/09	*	15	5-8	0-0	4-4	0-1-1	4	0	1	2	0	14	
at Denver	2/5/09	*	29	5-9	0-1	2-4	3-2-5	2	0	2	1	0	12	
at Houston Baptist	2/7/09	*	37	13-18	0-2	6-6	3-2-5	1	0	2	0	0	32	
at TROY	2/12/09	*	35	7-11	0-0	4-4	2-4-6	3	1	3	1	0	18	
NORTH TEXAS	2/14/09	*	26	7-11	1-1	4-7	0-3-3	5	0	2	0	2	19	
SOUTH ALABAMA	2/19/09	*	27	7-12	1-2	0-0	0-4-4	5	0	1	0	1	15	
at Florida Atlantic	2/21/09	*	24	4-7	0-0	4-4	1-4-5	4	0	3	1	1	12	
at FIU	2/26/09	*	32	8-13	2-3	5-6	0-3-3	4	1	4	0	0	23	
WKU	2/28/09	*	16	3-6	0-1	0-0	0-0-0	5	0	1	0	0	6	
ARKANSAS STATE	3/4/09	*	32	2-8	0-2	6-8	1-2-3	2	1	0	0	0	10	
vs North Texas	3/8/09	*	38	4-12	1-5	6-6	2-2-4	5	2	1	1	0	15	
Totals			32	964	228-394	20-60	74-94	44-101-145	103	8	58	13	20	550

YATES' CAREER STATISTICS

Year	GP-GS	Min	Avg	FG-A	Pct	3FG-A	Pct	FT-A	Pct	Off-Def-Tot	Avg	PF-FO	A	TO	Blk	Stl	Pts	Avg
2006-07	32-18	790	24.7	141-263	.536	19-51	.373	48-67	.716	34-76-110	3.4	88-4	6	52	14	11	349	10.9
2007-08	32-31	1022	31.9	200-348	.575	20-39	.513	91-113	.805	53-88-141	4.4	110-4	30	50	18	20	511	16.0
2008-09	32-32	964	30.1	228-394	.579	20-60	.333	74-94	.787	44-101-145	4.5	103-9	8	58	13	20	550	17.2
TOTAL	96-81	2776	28.9	569-1005	.566	59-150	.393	213-274	.777	131-265-396	4.1	301-17	44	160	45	51	1410	14.7



45
THERYN
HUDSON

R-SENIOR ■ CENTER ■ 6-10 ■ 245
LA VERGNE, TENN. (LA VERGNE HS)

2008-09 (R-Junior)

Forced to take redshirt year after injuring ankle, following off-season foot surgery ... Saw first action of the season vs. Tennessee with five points in 13 minutes off the bench ... Next action was in seventh game, vs. Troy ... Slowed by off-season injuries, played total of 10 minutes in Basketball Travelers Tip-Off Tournament ... Earned First start of season vs. UT-Martin and played season-high 14 minutes with six rebounds ... Played 13 minutes vs. Troy with six rebounds and four points ... Fourth all-time with 61 blocked shots ... Has improved numbers in every statistical category each season.

HUDSON'S CAREER HIGHS

Points	19, vs.ULM (3/5/08)
Rebounds	13, at WKU (1/2/08)
Assists	2, 5 times (last 11/23/07)
FG Made	8, vs. Belmont (12/12/07)
FG Attempted	11, 2 times (last 12/12/07)
3-Pt. FG Made	None
3-Pt. FG Attempted	None
FT Made	5, 2 times (last 3/5/08)
FT Attempted	9, vs. Troy (3/1/08)
Minutes	35, vs. UALR (2/7/08)

2008-09 Game-by-Game

	DATE	GS	MIN	FG	3FG	FT	O-D-T	PF	A	TO	BLK	S	PTS
TENNESSEE	11/21/08		13	2-3	0-0	1-3	0-1-1	3	0	1	0	0	5
TROY	12/11/08		13	2-3	0-0	0-1	3-3-6	0	2	2	0	0	4
UT-MARTIN	12/15/08	*	14	1-3	0-0	0-0	2-4-6	2	0	1	1	0	2
at Belmont	12/17/08		11	2-3	0-0	0-0	2-0-2	1	0	0	0	0	4
vs UC-Irvine	12/20/08		5	0-0	0-0	0-0	0-0-0	0	0	0	0	0	0
vs Norfolk State	12/21/08		2	0-0	0-0	0-0	0-0-0	1	0	1	0	0	0
at North Texas	12/31/08		3	0-0	0-0	0-0	0-2-2	1	0	1	0	0	0
Totals		1	61	7-12	0-0	1-4	7-10-17	8	2	6	1	0	15

HUDSON'S CAREER STATISTICS

Year	GP-GS	Min	Avg	FG-A	Pct	3FG-A	Pct	FT-A	Pct	Off-Def-Tot	Avg	PF-FO	A	TO	Blk	Stl	Pts	Avg
2005-06	27-10	314	11.6	41-77	.532	0-0	.000	15-23	.652	23-35-58	2.1	51-1	11	15	16	3	97	3.6
2006-07	32-17	553	17.3	81-136	.596	0-0	.000	28-50	.560	38-78-116	3.6	86-2	8	35	20	9	190	5.9
2007-08	29-24	740	25.5	108-167	.647	0-0	.000	47-87	.540	59-99-158	5.4	106-5	14	48	24	11	263	9.1
2008-09	7-1	61	8.7	7-12	.583	0-0	.000	1-4	.250	7-10-17	2.4	8-0	2	6	1	0	15	2.1
TOTAL	95-52	1668	17.6	237-392	.605	0-0	.000	91-164	.555	127-222-349	3.7	251-8	35	104	61	23	565	5.9



JOSH JONES

50

**SENIOR ■ FORWARD/CENTER ■ 6-9 ■ 230
GREENVILLE, N.C. (BRUNSWICK CC)**

JUNIOR (2008-09)

Played in 17 games in reserve role ... Saw action in first two games of season, scoring two points and grabbing three rebounds in five minutes vs. Trevecca ... Grabbed three rebounds vs. Houston Baptist ... Came off of the bench with two points and a steal vs. SIU-Edwardsville ... Scored season-high points against ULM, also establishing season highs for field goals made (2), blocked shots (1) and minutes (10) ... Tied career high for minutes played (10) vs. Florida Atlantic.

	DATE	GS	MIN	FG	3FG	FT	O-D-T	PF	A	TO	BLK	S	PTS
TREVECCA	11/14/08	5	1-1	0-0	0-0	1-2-3	2	0	0	0	0	0	2
HOUSTON BAPTIST	11/16/08	4	0-0	0-0	0-2	0-3-3	1	0	1	0	0	0	0
SIU-EDWARDSVILLE	12/7/08	4	1-1	0-0	0-0	0-0-0	0	0	0	0	0	1	2
TROY	12/11/08	2	0-0	0-0	0-0	0-0-0	0	0	0	0	0	1	0
vs Norfolk State	12/21/08	2	0-0	0-0	0-0	0-0-0	0	0	0	0	0	0	0
at WKU	1/15/09	1	0-0	0-0	0-0	0-0-0	1	0	0	0	0	0	0
at UALR	1/17/09	1	0-0	0-0	0-0	0-0-0	0	0	0	0	0	0	0
at New Orleans	1/24/09	6	0-0	0-0	1-2	0-2-2	1	0	1	0	0	0	1
LOUISIANA	1/29/09	5	0-1	0-0	0-0	1-0-1	0	0	0	0	0	0	0
UL-MONROE	1/31/09	10	2-4	0-0	0-0	2-0-2	1	0	1	1	0	0	4
at Denver	2/5/09	3	1-1	0-0	0-0	0-0-0	0	0	0	0	0	0	2
at Houston Baptist	2/7/09	1	0-0	0-0	0-0	0-0-0	1	0	0	0	0	0	0
NORTH TEXAS	2/14/09	4	0-0	0-0	0-0	0-0-0	0	0	0	0	0	0	0
SOUTH ALABAMA	2/19/09	4	0-1	0-0	0-0	1-0-1	0	1	0	0	0	0	0
at Florida Atlantic	2/21/09	10	0-0	0-0	0-2	0-0-0	1	0	0	0	0	0	0
WKU	2/28/09	2	0-0	0-0	0-0	0-0-0	0	0	0	0	0	0	0
vs North Texas	3/8/09	0	0-0	0-0	0-0	0-0-0	0	0	0	0	0	0	0
Totals		0	64	5-9	0-0	1-6	5-7-12	8	1	3	1	2	11

JONES' CAREER HIGHS

Points	4, vs. ULM (01/31/09)
Field Goals	2, vs. ULM (01/31/09)
3-Pt. Field Goals	0
Free Throws	1, at New Orleans (01/24/09)
Rebounds	3, 2X (11/16/08)
Assists	1, vs. South Alabama (02/19/09)
Steals	1, 2X (last 12/11/08)
Blocked Shots	1, vs. ULM (01/31/09)
Minutes	10, 2X (last 02/21/09)

2008-09 Game-by-Game

JONES' CAREER STATISTICS

Year	GP-GS	Min	Avg	FG-A	Pct	3FG-A	Pct	FT-A	Pct	Off-Def-Tot	Avg	PF-FO	A	TO	Blk	Stl	Pts	Avg
2008-09	17-0	64	3.8	5-9	.556	0-0	.000	1-6	.167	5-7-12	0.7	8-0	1	3	1	2	11	0.6