



GOBLUERAIDERS.COM

Middle Tennessee

2009-10 MEN'S BASKETBALL

10 Conference Championships, 6 NCAA Appearances, 2 NIT Appearances

Middle Tennessee Athletic Communications • 1500 Greenland Drive • Murfreesboro, Tenn. 37132 • Fax (615) 898-5626

Jessica Stauffacher, Assistant Athletic Communications Director (Basketball Contact) • (615) 904-8115 • Email - stauffacher@goblueraiders.com

SCHEDULE/RESULTS

Overall Record: 4-6

Home: 4-2 Sun Belt: 0-0
 Away: 0-4 Neutral: 0-0

NOVEMBER

- 9 North Alabama (Exh-DH) W, 99-60
- 13 King College W, 93-73
- 15 Ohio University L, 81-68
- 17 Marshall L, 63-60
- 19 Lamar University W, 74-66
- 23 North Carolina A&T L, 65-56
- 27 Cumberland University W, 87-54

DECEMBER

- 2 UAB L, 65-64
- 8 Belmont University L, 83-71
- 11 #9 Tennessee^ (CSS) (DH) L, 75-54
- 13 SIU Edwardsville W, 83-58
- 22 Howard University 7 p.m.
- 31 New Orleans* 4 p.m.

JANUARY

- 2 Louisiana-Lafayette* 7 p.m.
- 4 Vanderbilt 8 p.m.
- 7 Arkansas State* 7:05 p.m.
- 9 UALR* 7 p.m.
- 14 Florida International* 7 p.m.
- 16 Florida Atlantic* 7 p.m.
- 18 Western Kentucky* 7 p.m.
- 21 Louisiana-Monroe* 7 p.m.
- 23 Western Kentucky* (ESPN2) 12 p.m.
- 28 New Orleans* 7 p.m.
- 30 North Texas* 7 p.m.

FEBRUARY

- 4 Troy* 7 p.m.
- 6 South Alabama* (CSS) 1 p.m.
- 11 Denver* 7 p.m.
- 13 Houston Baptist 7 p.m.
- 18 Troy* 7 p.m.
- 20 South Alabama* 7 p.m.
- 25 Florida International* 7 p.m.
- 27 Florida Atlantic* 6 p.m.

MARCH

- 6-9 Sun Belt Tournament TBA

^ - Sommet Center

* - Sun Belt Conference game

Home games in **bold**

Note: All times listed are Central Time

Haddock first double-double of season; Emanuel scores 20 as team tops SIUE



MIDDLE TENNESSEE BLUE RAIDERS

Record: 4-6
 Ranking: None
 Coach: Kermit Davis
 Alma Mater: Mississippi St.
 Career record: 259-177/15
 School record: 122-102/8
 Contact: Jessica Stauffacher
 Website: GoBlueRaiders.com
 Last game: Dec. 13, 2009
 Win vs. SIU Edwardsville, 83-58



HOWARD BISON

Record: 1-9
 Ranking: None
 Coach: Gill Jackson
 Alma Mater: Elizabethtown College
 Career record: NA
 School record: NA
 Contact: Edward Hill, Jr.
 Website: Howard-Bison.com
 Last game: Dec. 19, 2009
 Loss at Loyola, 85-81

GAME INFORMATION

Date: Dec. 22, 2009
 Location: Murphy Center (11,520) in Murfreesboro, Tenn.
 Tipoff: 7 PM (CT)
 Radio: Blue Raider Network: WGNS 1450 AM, 560 AM, Internet
 Talent: Chip Walters (PXP)

QUICK HITTERS: Senior forward Desmond Yates scored 46 points in his first two games of the 2009-10 season ... Junior Rod Emanuel posted his first 20-point game with 20 against SIUE ... Senior Montarrio Haddock recorded the first double-double of the season by a Blue Raider with 18 points and 11 rebounds against SIUE ... Yates continues to close in on the all-time scoring record needing 159 points to claim the title.

Middle Tennessee Blue Raiders

Probable Starters

	Ht.	Wt.	Cl.	Hometown, Previous School	PPG	RPG	APG
G 5 Rod Emanuel	6-3	180	Jr.	Orlando, Fla./Santa Fe CC	7.3	3.9	1.6
G 15 James Washington	6-0	170	Jr.	St. Louis, Mo./Indian Hills CC	12.4	2.0	3.9
F 24 Montarrio Haddock	6-5	235	Sr.	Greenville, N.C. (Brunswick CC)	14.3	6.3	0.8^
F 31 Desmond Yates	6-7	220	r-Sr.	Somerville, Tenn./Fayette-Ware HS	18.0	3.0	0.3
F 32 Trevor Ottley	6-9	210	Jr.	Hays, Kan./Garden City CC	2.9	3.8	1.0*

Reserves

F 4 Calvin O'Neil	6-4	190	r-Sr.	Newark, N.J. (Lutheran Christian Academy)	3.8	2.8	1.4
G 10 Demario Williams	6-4	190	So.	Culleoka, Tenn./Culleoka HS	1.5	2.0	1.2
G 22 John David Little	6-3	180	Fr.	Olive Branch, Miss./Olive Branch HS	2.7	0.9	0.3
G 23 David Murray	6-4	210	Fr.	Leeds, Ala./Leeds HS	0.3	0.1	0.3*
F 30 J.T. Sulton	6-7	205	Fr.	Yazoo City, Miss./Yazoo City HS	7.3	4.8	0.2^
G 33 Matthew Joines	6-4	180	Sr.	Murfreesboro, Tenn./Hanover College	0.7	0.0	0.0
G 34 James Gallman	5-11	190	Fr.	Knoxville, Tenn./Fulton HS	8.9	1.8	1.2
F 44 KC Anuna	6-3	205	Jr.	Nashville, Tenn. (McGavock HS)	1.0	0.0	0.0
C 45 Theryn Hudson	6-10	245	r-Sr.	La Vergne, Tenn./La Vergne HS	6.4	4.0	0.9*
F 50 Josh Jones	6-9	230	Sr.	Greenville, N.C. (Brunswick CC)	1.6	1.0	0.2

Head Coach: Kermit Davis, Eighth Season (Mississippi State 1982)

^ - steals * - blocked shots

Assistant Coaches: Win Case (Univ. of Science/Arts, Okla., 1977), Artie Pepelea (Wisconsin-Parkside, 1994), Al Pinkins (N.C. State, 1998)

Director of Operations: Mike Scutero (Central Florida, 2004)

QUICK FACTS

Location	Murfreesboro, Tenn.
Founded	1911
Enrollment	25,191
President	Dr. Sidney McPhee
Director of Athletics	Chris Massaro
Nickname	Blue Raiders
Colors	Royal Blue & White
Affiliation	Division I
Conference	Sun Belt
Arena	Murphy Center
Capacity	11,520

Basketball Staff

Head Coach	Kermit Davis
Alma Mater	Mississippi State/1982
Career Record (All levels)	259-177 (15th season)
Career Record (Div. I)	193-152 (12th Season)
Record at MT	122-102 (8th Season)
Assistant Coach	Win Case
Assistant Coach	Artie Pepelea
Assistant Coach	Al Pinkins
Director of Operations	Mike Scutero
Athletic Trainer	Drew Shea
MBB Secretary	Melinda Messick
Office Phone	(615) 898-2916

Athletic Communications

MBB Contact	Jessica Stauffacher
Office	(615) 904-8115
Cell	(615) 631-9523
Fax	(615) 898-5626
Email	stauffacher@goblueraiders.com
Press Row	(615) 898-2807

History

Seasons of basketball	88th
First season	1913-14
All-time record	1,023-959
NCAA Tournament Appearances	6/2-6
Last Appearance	1989
NIT Appearances	2/2-2
Last Appearance	1988

Blue Bits

MT's All-Time Record	1,023-959 (.516)
Consecutive games with 3PT field goal	411
Consecutive games/opponent under 100	69
100-Point games in MT history	64
100-Point games under Davis	0
Record vs. Top 25 teams under Davis	0-11
MT's record from 1913-30	73-37 (.664)
MT's record from 1931-40	49-80 (.380)
MT's record from 1941-50	69-68 (.504)
MT's record from 1951-60	103-145 (.415)
MT's record from 1961-70	101-133 (.432)
MT's record from 1971-80	162-105 (.607)
MT's record from 1981-90	178-120 (.597)
MT's record from 1991-00	146-135 (.520)
MT's record from 2001-Present	141-137 (.507)

2009-10 SUN BELT STANDINGS

EAST STANDINGS	OVERALL							SUN BELT			
	W	L	Pct	Stk.	Home	Away	Neutral	W	L	Pct.	Stk.
South Alabama	8	4	.667	L1	5-2	1-2	2-0	1	0	1.000	W1
Troy	6	5	.545	W1	3-0	1-5	2-0	1	0	1.000	W1
Florida Atlantic	5	5	.500	L1	3-0	2-4	0-1	1	1	.500	W1
FIU	4	10	.286	W1	2-2	2-8	0-0	1	1	.500	-
Western Kentucky	5	4	.556	L1	4-1	0-3	1-0	0	0	.000	-
Middle Tennessee	4	6	.400	W1	4-2	0-4	0-0	0	0	.000	-

WEST STANDINGS	OVERALL							SUN BELT			
	W	L	Pct	Stk.	Home	Away	Neutral	W	L	Pct.	Stk.
Denver	8	3	.727	W2	7-1	1-2	0-0	2	0	1.000	W2
Arkansas State	4	5	.444	W1	3-3	1-2	0-0	1	0	1.000	W1
Louisiana-Lafayette	4	5	.444	W1	2-2	2-3	0-0	1	0	1.000	W1
North Texas	6	4	.600	L1	4-1	2-3	0-0	1	1	.500	L1
New Orleans	5	5	.500	L3	4-1	1-4	0-0	0	2	.000	L2
UALR	4	8	.333	L2	4-2	0-6	0-0	0	2	.000	L2
ULM	3	8	.273	L6	2-1	1-7	0-0	0	2	.000	L2

DOUBLE-DOUBLE...

Senior Montarrío Haddock recorded the first double-double by a Blue Raider this season after scoring 18 points and pulling down 11 rebounds.

YATES COMES OUT STRONG...

In his first appearance of the 2009-10 season, senior forward Desmond Yates scored 20 points. Yates led all scorers after going 9 for 17 from the field. Yates continued his impressive start to the season scoring 26 against No. 9 Tennessee. He ended the game 11 for 19 from the field.

WASHINGTON RECEIVES TOP PLAY NOD...

James Washington's driving scoop layup against Tennessee on Friday night earned him the No. 1 play on SportsCenter's Top-10 plays.

Washington's layup came with 13 minutes in the second half and kept the Blue Raiders within Tennessee's reach.

The Saint Louis, Mo., native ended the night with 11 points and went 6 for 10 from the free throw line. He also had three assists, two rebounds and two steals on the night.

FRESHMAN DRAINS THREES...

Freshman James Gallman was 4 for 6 from behind the arc against Belmont. This season he has made 15 three-pointers including 11 in the last four games.

HADDOCK GUIDES TEAM EARLY...

Senior Montarrío Haddock leads the team in seven statistical categories seven games into the 2009-10 season. The Greenville, N.C., native is first on the team in points, scoring average, field goals made, free throws made, rebounds, rebound average and defensive rebounds.

IN THE GLASS HOUSE...

Middle Tennessee has won four of its first five games in the Murphy Center. The Blue Raiders have outscored their opponents at home 408-344.

DEEP BENCH PROVIDES OFFENSE..

Middle Tennessee's players who have come into games off the bench have scored 240 total points thus far this season. Against Cumberland the Blue Raiders scored 45 points off the bench which included a team high 19 by freshman James Gallman and 12 by freshman J.T. Sulton.

NEWCOMERS GUIDING BLUE RAIDERS...

Juniors James Washington and Rod Emanuel and freshmen James Gallman and J.T. Sulton have played in every game this season. Between the four of them they have scored 355 points and had 11 double-figure scoring games. Washington has scored 10 or more points in all but three games this season and has one game with 20 points.

GLOBAL SPORTS CHALLENGE...

The Blue Raiders ended the Global Sports Challenge 1-3, its one win was against Lamar 74-66. Marshall, North Carolina A&T, Ohio and Lamar competed in the exemption tournament along with the Blue Raiders.

CHARITY STRIPE GOOD FOR MT...

Middle Tennessee has shot 70 percent or better from the free throw line six of its first eight games of the season. The Blue Raiders shot a season high 87 percent at Ohio after going 20 for 23.

FRESHMAN GETS FIRST START...

Freshman James Gallman became the first freshman to start a game for the Blue Raiders this season. Gallman started against Marshall but did not have big numbers as he had in the previous two games due to foul trouble.

Tracking the Blue Raiders...

Opponent	Big Lead	Big Deficit	Best Run	Opp. Run	Record
King College	93-70 (23)	19-29 (10)	8-0	9-0	1-0
at Ohio University	-	11-0 (11)	13-2	11-0	1-1
at Marshall	54-51 (3)	23-16 (7)	11-3	14-2	1-2
Lamar University	66-52 (14)	14-6 (8)	23-6	6-0	2-2
at North Carolina A&T	6-4 (2)	46-34(12)	11-0	16-8	2-3
Cumberland University	87-50 (37)	10-7 (3)	20-0	3-0	3-3
at UAB	39-24 (5)	64-59 (5)	10-5	8-0	3-4
Belmont	24-22 (2)	83-71 (12)	8-0	8-0	3-5
Tennessee	2-0 (2)	72-48 (24)	7-1	17-2	3-6
SIU Edwardsville	83-58 (25)	6-2 (4)	14-7	6-2	4-6
Howard	0-0	0-0	0-0	0-0	0-0
at New Orleans*	0-0	0-0	0-0	0-0	0-0
Louisiana-Lafayette*	0-0	0-0	0-0	0-0	0-0
at Vanderbilt	0-0	0-0	0-0	0-0	0-0
at Arkansas State*	0-0	0-0	0-0	0-0	0-0
at UALR*	0-0	0-0	0-0	0-0	0-0
Florida International*	0-0	0-0	0-0	0-0	0-0
Florida Atlantic*	0-0	0-0	0-0	0-0	0-0
Western Kentucky*	0-0	0-0	0-0	0-0	0-0
at Louisiana-Monroe*	0-0	0-0	0-0	0-0	0-0
at Western Kentucky* (ESPN2)	0-0	0-0	0-0	0-0	0-0
New Orleans*	0-0	0-0	0-0	0-0	0-0
North Texas*	0-0	0-0	0-0	0-0	0-0
Troy*	0-0	0-0	0-0	0-0	0-0
at South Alabama*	0-0	0-0	0-0	0-0	0-0
Denver*	0-0	0-0	0-0	0-0	0-0
Houston Baptist	0-0	0-0	0-0	0-0	0-0
at Troy*	0-0	0-0	0-0	0-0	0-0
South Alabama*	0-0	0-0	0-0	0-0	0-0
at Florida International*	0-0	0-0	0-0	0-0	0-0
at Florida Atlantic*	0-0	0-0	0-0	0-0	0-0

2009-10 SBC Preseason Coaches Poll

First-place votes in parenthesis

East Division

- 1. WKU (12).....77 points
- 2. Troy (1)62 points
- 3. Middle Tennessee 53 points**
- 4. South Alabama40 points
- 5. Florida Atlantic.....21 points
- 6. FIU20 points

West Division

- 1. North Texas (9).....85 points
- 2. Denver (1).....73 points
- 3. Louisiana-Lafayette (1).....56 points
- 4. UALR (1)53 points
- 5. Louisiana-Monroe (1)45 points
- 6. Arkansas State36 points
- 7. New Orleans17 points

2008-09 Preseason All-SBC Team

First Team

- Nate Rohnert, Denver
- Desmond Yates, Middle Tennessee**
- Eric Tramiel, North Texas
- Brandon Hazzard, Troy
- A.J. Slaughter, WKU

Third Team

- Donald Boone, Arkansas State
- Tony Hooper, Louisiana-Monroe
- Malcolm Thomas, Louisiana-Monroe
- Michael Vogler, Troy
- Jeremy Evans, WKU

Second Team

- Chris Gradnigo, Louisiana-Lafayette
- Josh White, North Texas
- Richard Delk, Troy
- Sergio Kersch, WKU
- Steffphon Pettigrew, WKU

Player of the Year

- AJ Slaughter, WKU

MEDIA INFORMATION

Blue Raider basketball is on the air! The 2009-10 basketball season marks the fourth year of the Blue Raider Network under the umbrella of a joint venture between Middle Tennessee athletics and Nelligan Sports Marketing. Nelligan started managing the exclusive athletics marketing rights in January 2007.

The Blue Raider Network, which actually debuted in the early 1960s, is blessed with two flagship stations for men's basketball and football. The local flagship is WGNS 1450 AM in Murfreesboro, and 560 AM.

Middle Tennessee fans throughout the southeast region also can follow their favorite teams on WMOT FM 89.5, which reaches a three-state area.

The combination of the three stations provides coverage to Middle Tennessee sports fans in a 100-mile radius of Murfreesboro.

WGNS and 560 AM carry all Blue Raider men's basketball games along with the Kermit Davis radio show.

WGNS, which made its return to carrying Blue Raider athletics in 2005, blankets the local area by reaching to McMinnville to the east, Columbia to the west, and Gallatin to the north.

All Blue Raider men's basketball broadcasts can also be heard on the Internet at GoBlueRaiders.com.

CHIP WALTERS

Play-by-Play

Chip Walters begins his 18th season in the booth for Middle Tennessee and his first as the "Voice of the Blue Raiders." Walters, who spent the previous six years as a

color analyst for football, took over the play-by-play duties for football and men's basketball in April 2009.

Walters holds the third-longest tenure for Middle Tennessee broadcasters behind only the late Monte Hale and current women's basketball and baseball broadcaster Dick Palmer.

In addition to these duties, Walters hosts the Rick Stockstill and Kermit Davis radio shows, emcees various Blue Raider events, and is the host of the Two-Minute Drill on GoBlueRaiders.com. Walters also sells corporate sponsorships for Nelligan Sports Marketing.

Pregame Interviews

Middle Tennessee players will not be available for any media activities on the day of the game at home or away; however, head coach Kermit Davis will be available following the team's gameday preparation practice. Media are suggested to contact Jessica Stauffacher in advance to arrange this interview.

Postgame Interviews

The Middle Tennessee locker room is closed at home and on the road. Requested players will be made available in the media room at all home games following a 10-minute cooling off period. Head Coach Kermit Davis will be brought to the media room and then he will conduct his postgame radio show at press row.

SCORING DROUGHTS RESULT IN LOSSES...

In each half of Middle Tennessee's game at Ohio the Blue Raiders were outscored 11-0 in the first five minutes of action. Middle Tennessee did recover later cutting the lead to five twice and took a 13-2 run to end the first half down by just four-points.

After going on an 11-0 run in the second half to cut the North Carolina A&T lead the Blue Raiders had only two field goals from the 6:32 to the 1:17 mark of the second half and ended up losing the game by nine points.

HADDOCK FOR 20...

Senior Montarrio Haddock picked up his second straight 20-point game as he scored a season-high 25 against Ohio.

NEWCOMERS START STRONG...

Three of Middle Tennessee's top four scorers in its opening game are new to the team this season. Junior James Washington and freshmen James Gallman and J.T. Sulton accounted for 56 of the Blue Raiders 93 points with Washington leading the team with 24.

HOT FROM BEHIND THE ARC...

Middle Tennessee made 13 three-point shots in the season opener with King College. The team was just two shy of tying the record for threes made in a game and three away from breaking it. Washington and Gallman accounted for nine of the shots from behind the mark. Washington went 5 for 6 while Gallman was 4 for 8.

SULTON STRONG ON BOTH SIDES OF BALL...

Freshman J.T. Sulton was just three rebounds short of a double-double in his first collegiate game. Sulton had 14 points and a team high seven rebounds in the season opener against King College.

FRESHMAN FIRST...

Freshman John David Little's first collegiate basket came after a goaltending call against King College.

PICKED THIRD IN EAST...

Middle Tennessee was picked to finish third following a vote of the league's head coaches.

The Blue Raiders followed Western Kentucky, who received 12 of the 13 first place votes, and Troy, who were picked to finish at the top of the East Division.

PRESEASON HONORS...

Senior Desmond "Boogie" Yates was named to the First Team All-Sun Belt Preseason team. Yates was the only Blue Raider named to the preseason team after rounding out the 2008-09 season as a First Team selection.

The Somerville, Tenn., native reached 1,000 points in his career as a junior while scoring 550 points during the season. Yates also had 145 total rebounds, 13 blocks and 20 steals during the 2008-09 campaign.

IT'S ALL IN THE LETTER J...

Six players on the 2009-10 squad have first or last names that begin with the letter J (James Gallman, Matt Joines, Josh Jones, John David Little, J.T. Sulton, James Washington).

DID YOU KNOW...

Middle Tennessee has hit at least one 3-pointer in 411 consecutive games. The last time the Blue Raiders failed to hit a shot from beyond the arc was Jan. 20, 1996 at Morehead State.

NUMEROLOGY

3

Middle Tennessee head coach Kermit Davis is No. 3 on the school's all-time wins list with 122 victories.

7

Middle Tennessee has seven newcomers on the 2009-10 squad.

27

Middle Tennessee senior forward Desmond Yates has 27 career games with 20 or more points. The Blue Raiders are 19-8 in those contests.

30

Middle Tennessee's 30 Sun Belt Conference road wins are the third-most of any league member since 2002-03 - Kermit Davis' first season at Middle Tennessee.

39

Blue Raiders are 39-1 under Kermit Davis when scoring 80 or more points.

159

Number of points needed by senior forward Desmond Yates to become the school's all-time leading scorer.

259

Career wins for Kermit Davis as head coach.

411

Consecutive games Middle Tennessee has made at least one 3-point field goal.

1,000

Desmond Yates (1,464) joined an elite group of 1,000-point scorers at Middle Tennessee and is on pace to become the all-time leading scorer.

YATES' SCORING BINGES KEY VICTORIES...

Desmond "Boogie" Yates has registered 27 games with 20-plus points in his career and the Blue Raiders are 19-8 in those games. He has scored double figures in 75 of 98 career games (77 percent). He had a string of 15 consecutive double figure scoring games snapped with eight vs. Tennessee (11/21/08) after getting into early foul trouble. He has scored double figures in 52 of 55 overall. He has been the team's leading scorer in 51 of 98 career games.

CLOSING IN ON RECORD...

Desmond "Boogie" Yates needs just 167 points to surpass Robert Taylor and become Middle Tennessee's All-Time leading scorer.

WHAT'S IN A NAME?...

Junior forward Desmond Yates' nickname is "Boogie," which he says was given to him by his grandmother when he was 1-year-old. Yates isn't sure why his grandmother gave him the particular nickname but he has always liked it and prefers to go by "Boogie," as opposed to Desmond.

"Boogie" Nights



Junior forward Desmond "Boogie" Yates has 26 career games with 20-plus points, including 11 during the 2008-09 season. The Blue Raiders are 19-7 in those games. Following is a game-by-game look at such games:

Date	Opponent	Points	W/L
12/11/09	#9 Tennessee	26	L
12/8/09	Belmont	20	L
02/26/09	FIU	23	W
02/07/09	Houston Baptist	32	W
01/24/09	New Orleans	22	L
01/08/09	Florida Atlantic	20	W
12/31/08	North Texas	25	W
12/22/08	Missouri State	22	W
12/20/08	UC-Irvine	22	W
12/15/08	UT-Martin	21	L
12/11/08	Troy	27	W
12/07/08	SIU-Edwardsville	25	W
11/14/08	Trevecca	20	W
03/05/08	UL-Monroe	22	W
02/14/08	South Alabama	26	W
02/04/08	Arkansas State	28	W
01/24/08	UL-Monroe	24	L
01/19/08	New Orleans	30	W
01/16/08	Troy	24	W
01/05/08	Denver	23	W
12/18/07	FIU	23	W
12/12/07	Belmont	20	W
12/01/07	Houston	21	L
02/15/07	FIU	21	L
01/17/07	Arkansas State	23	L
01/13/07	New Orleans	21	W
11/27/06	Belmont	23	W

Wins by SBC members since 2002-03 (including SBC Tourn.)

1. Western Kentucky	94
2. South Alabama	75
3. Middle Tennessee	72
4. Louisiana-Lafayette	74
5. UALR	70
6. Denver	58
6. North Texas	58
8. New Orleans	57
9. Arkansas State	47
10. Troy	34
10. FIU	34
12. Florida Atlantic	22
12. Louisiana-Monroe	22

ROAD wins of SBC members since 2002-03

1. South Alabama	32
2. Western Kentucky	31
3. Middle Tennessee	30
4. UALR	28
5. Louisiana-Lafayette	25
6. North Texas	20
7. New Orleans	16
8. Arkansas State	15
9. Denver	12
9. Troy	12
11. FIU	7
11. Louisiana-Monroe	6
13. Florida Atlantic	5

RECORD WATCH

MIDDLE TENNESSEE CAREER RECORDS WATCH

Scoring		
Rank	Player	Pts
1.	Robert Taylor (1989-93)	1,622
2.	Kerry Hammonds (1984-89)	1,616
3.	Tommy Gunn (2000-04)	1,528
4.	Willie Brown (1966-69)	1,524
5.	Randy Henry (1985-89)	1,484
6.	Desmond Yates (2006-)	1,464
7.	Ken Trickey (1951-55)	1,456
8.	Tim Sisneros (1972-76)	1,426
8.	Chris Rainey (1986-89)	1,426
10.	Greg Joyner (1976-79)	1,424
11.	Sleepy Taylor (1974-78)	1,421
12.	Jerry Beck (1978-82)	1,401
13.	Tim Gaither (1992-96)	1,318
14.	Kevin Kanaskie (2005-09)	1,251
15.	Bob Burden (1958-61)	1,242
16.	John Price (1953-59)	1,215
17.	Warren Kidd (1990-93)	1,165
18.	Kim Cooksey (1984-86)	1,160
19.	Harry Gupton (1949-52)	1,154
20.	Ty Baynham (1985-88)	1,125
21.	Fred Allen (1973-76)	1,108
22.	Doug Shrader (1953-56)	1,094
23.	Render Carden (1953-56)	1,090
24.	Chris Harris (1978-82)	1,070
25.	Lee Nosse (1997-02)	1,056

Field Goal Percentage Leaders		
Rank	Player	Total
1.	Warren Kidd (496-747)	.664
2.	Theryn Hudson (258-425)	.607
3.	Jerry Beck (513-866)	.592
4.	Bob Martin (331-577)	.574
5.	Kyle Young (318-555)	.573
6.	Quincy Vance (376-661)	.569
7.	Desmond Yates (589-1041)	.566

3-PT Field Goal Percentage Leaders		
Rank	Player	Total
1.	Chris Rainey (180-382)	.471
2.	Jonathan Whitworth (63-144)	.438
3.	Adam Vogelsberg (68-163)	.417
4.	Nod Carter (106-257)	.412
5.	Kelvin Hammonds (73-181)	.403
t6.	Tommy Gunn (185-469)	.394
t6.	Torrey Moore (87-221)	.394
8.	Desmond Yates (62-160)	.388

Drawing a crowd

Top 5 attendance marks for Middle Tennessee men's basketball games in the 37th season playing in Murphy Center.

#	Attend.	Opponent	Date
1	11,807	Western Kentucky	02/26/04
2	11,802	Tennessee	11/21/08
3	11,800	Tennessee Tech	02/08/75
4	11,600	Austin Peay	01/26/74
5	11,520	Western Kentucky	03/01/75
5	11,520	Tennessee	03/18/88

2009-10 Statistics

RECORD:	OVERALL	HOME	AWAY	NEUTRAL
ALL GAMES	4-6	4-2	0-4	0-0
CONFERENCE	0-0	0-0	0-0	0-0
NONCONFERENCE	4-6	4-2	0-4	0-0

##	Player	GP-GS	Min.-Avg.	FG-A	Pct.	3FG-A	Pct.	FT-A	Pct.	OR-DR-Tot	Avg.	PF	FO	A	TO	Blk.	Stl.	Pts	Avg.
04	O'Neil, Calvin	10-6	238-23.8	12-41	.293	0-3	.000	14-18	.778	16-12-28	2.8	20	1	14	9	1	5	38	3.8
05	Emanuel, Rod	10-9	244-24.4	23-62	.371	12-28	.429	15-22	.682	0-39-39	3.9	22	1	16	18	1	3	73	7.3
10	Williams, Demario	6-1	80-13.3	3-16	.188	0-2	.000	3-5	.600	1-11-12	2.0	6	0	7	8	1	4	9	1.5
15	Washington, James	10-9	335-33.5	36-85	.424	18-45	.400	34-47	.723	3-17-20	2.0	25	1	39	33	0	17	124	12.4
22	Little, John David	7-0	34-4.9	7-10	.700	3-3	1.000	2-5	.400	0-6-6	0.9	0	0	2	1	0	0	19	2.7
23	Murray, David	8-0	18-2.3	1-5	.200	0-1	.000	0-0	.000	0-1-1	0.1	3	0	0	1	2	0	2	0.3
24	Haddock, Montarrio	10-10	263-26.3	49-100	.490	8-20	.400	37-44	.841	19-44-63	6.3	33	1	11	24	0	8	143	14.3
30	Sulton, J.T.	10-2	192-19.2	28-55	.509	0-4	.000	17-24	.708	19-29-48	4.8	29	1	2	14	2	6	73	7.3
31	Yates, Desmond	3-3	84-28.0	23-45	.511	5-13	.385	3-4	.750	5-4-9	3.0	10	1	1	3	0	0	54	18.0
32	Ottley, Trevor	10-1	153-15.3	13-31	.419	0-0	.000	3-5	.600	12-26-38	3.8	22	1	6	17	10	9	29	2.9
33	Joines, Matt	3-0	3-1.0	0-0	.000	0-0	.000	2-2	1.000	0-1-1	0.3	0	0	0	0	0	0	2	0.7
34	Gallman, James	10-2	218-21.8	25-71	.352	16-48	.333	23-25	.920	4-14-18	1.8	23	1	12	13	0	4	89	8.9
44	Anuna, K.C.	2-0	2-1.0	1-1	1.000	0-0	.000	0-0	.000	0-0-0	0.0	0	0	0	1	0	0	2	1.0
45	Hudson, Theryn	7-7	123-17.6	21-33	.636	0-0	.000	3-6	.500	14-14-28	4.0	24	1	1	7	6	2	45	6.4
50	Jones, Josh	5-0	12-2.4	4-8	.500	0-0	.000	0-0	.000	5-0-5	1.0	7	0	1	1	1	0	8	1.6
TM	TEAM.....									14-17-31	3.1	1			3			0	
	Total.....	10		246-563	.437	62-167	.371	156-207	.754	112-235-347	34.7	225	9	112	153	24	58	710	71.0
	Opponents.....	10		232-503	.461	63-171	.368	156-252	.619	88-241-329	32.9	201	-	130	166	29	56	683	68.3

SCORE BY PERIODS:	1st	2nd	OT	Total
Middle Tennessee	326	384	-	710
Opponents	319	364	-	683

DEADBALL REBOUNDS:	OFF	DEF	TOTAL
Middle Tennessee	15	0	15
Opponents	44	0	44

TEAM STATISTICS

	MT	OPP
Scoring		
Scoring	710	683
Points per game	71.0	68.3
Scoring margin	+2.7	-
FIELD GOALS		
Attempted	246-563	232-503
Field goal pct437	.461
3 POINT FG		
Attempted	62-167	63-171
3-point FG pct371	.368
3-pt FG made per game	6.2	6.3
FREE THROWS		
Attempted	156-207	156-252
Free throw pct754	.619
F-Throws made per game	15.6	15.6
REBOUNDS		
Total	347	329
Rebounds per game	34.7	32.9
Rebounding margin	+1.8	-
ASSISTS		
Total	112	130
Assists per game	11.2	13.0
TURNOVERS		
Total	153	166
Turnovers per game	15.3	16.6
Turnover margin	+1.3	-
Assist/turnover ratio	0.7	0.8
STEALS		
Total	58	56
Steals per game	5.8	5.6
BLOCKS		
Total	24	29
Blocks per game	2.4	2.9
ATTENDANCE		
Home games-Avg/Game	27229	13054
Home games-Avg/Game	6-4538	4-3264

RESULTS

Date	Opponent	W/L	Score	Attendance
11/13/09	KING COLLEGE	W	93-73	2400
#11/15/09	at Ohio Bobcats	L	68-81	3355
#11/17/09	at Marshall	L	60-63	4598
#11/19/09	LAMAR	W	74-66	2717
#11/23/09	at North Carolina A&T	L	56-65	189
11/27/09	CUMBERLAND	W	87-54	2658
12/2/09	at UAB	L	64-65	3207
12/08/09	BELMONT	L	71-83	2738
12/11/09	TENNESSEE	L	54-75	14516
12/13/09	SIU EDWARDSVILLE	W	83-58	2200

- Global Sports Challenge
* - Sun Belt Conference Match

Roster

NUMERICAL LISTING

NO.	NAME	POS.	HT.	WT.	CL	HOMETOWN/LAST SCHOOL
4	Calvin O'Neil	G	6-4	190	r-Sr.	Newark, N.J./Lutheran Christian Academy
5	Rod Emanuel	G	6-3	180	Jr.	Orlando, Fla./Santa Fe CC
10	Demario Williams	G	6-4	190	So.	Culleoka, Tenn./Culleoka HS
15	James Washington	G	6-0	170	Jr.	St. Louis, Mo./Indian Hills CC
22	John David Little	G	6-3	180	Fr.	Olive Branch, Miss./Olive Branch HS
23	David Murray	G/F	6-4	210	Fr.	Leeds, Ala./Leeds HS
24	Montarrio Haddock	F	6-5	230	Sr.	Greenville, N.C./Brunswick CC
30	J.T. Sulton	F	6-7	205	Fr.	Yazoo City, Miss./Yazoo City HS
31	Desmond Yates	F	6-7	220	r-Sr.	Somerville, Tenn./Fayette-Ware HS
32	Trevor Ottley	F	6-9	210	Jr.	Hays, Kan./Garden City CC
33	Matt Joines	G	6-4	180	Sr.	Murfreesboro, Tenn./Hanover College
34	James Gallman	G	5-11	190	Fr.	Knoxville, Tenn./Fulton HS
44	K.C. Anuna	F	6-3	210	Jr.	Nashville, Tenn./McGavock HS
45	Theryn Hudson	C	6-10	245	r-Sr.	La Vergne, Tenn./La Vergne HS
50	Josh Jones	F	6-9	230	Sr.	Greenville, N.C./Brunswick CC
	Zane Gibson	G	6-2	175	Fr.	Chattanooga, Tenn./Baylor School
	Jason Jones	G/F	6-6	200	r-So.	Memphis, Tenn./UTEP
	James Oden	G	6-3	188	Jr.	Murfreesboro, Tenn./Lipscomb

ALPHABETICAL LISTING

NO.	NAME	POS.	HT.	WT.	CL	HOMETOWN/LAST SCHOOL
44	K.C. Anuna	F	6-3	210	Jr.	Nashville, Tenn./McGavock HS
5	Rod Emanuel	G	6-3	180	Jr.	Orlando, Fla./Santa Fe CC
34	James Gallman	G	5-11	190	Fr.	Knoxville, Tenn./Fulton HS
	Zane Gibson	G	6-2	175	Fr.	Chattanooga, Tenn./Baylor School
24	Montarrio Haddock	F	6-5	230	Sr.	Greenville, N.C./Brunswick CC
45	Theryn Hudson	C	6-10	245	r-Sr.	La Vergne, Tenn./La Vergne HS
33	Matt Joines	G	6-4	180	Sr.	Murfreesboro, Tenn./Hanover College
	Jason Jones	G/F	6-6	180	r-So.	Memphis, Tenn./UTEP
50	Josh Jones	F	6-9	230	Sr.	Greenville, N.C./Brunswick CC
22	John David Little	G	6-3	180	Fr.	Olive Branch, Miss./Olive Branch HS
23	David Murray	G/F	6-4	210	Fr.	Leeds, Ala./Leeds HS
	James Oden	G	6-3	188	Jr.	Murfreesboro, Tenn./Lipscomb Univ.
4	Calvin O'Neil	G	6-4	190	r-Sr.	Newark, N.J./Lutheran Christian Academy
32	Trevor Ottley	F	6-9	210	Jr.	Hays, Kan./Garden City CC
30	J.T. Sulton	F	6-7	205	Fr.	Yazoo City, Miss./Yazoo City HS
15	James Washington	G	6-0	170	Jr.	St. Louis, Mo./Indian Hills CC
10	Demario Williams	G	6-4	190	So.	Culleoka, Tenn./Culleoka HS
31	Desmond Yates	F	6-7	220	r-Sr.	Somerville, Tenn./Fayette-Ware HS

COACHING STAFF

Head Coach: Kermit Davis (Mississippi State, 1982)

Assistant Coach: Win Case (Univ. of Science and Arts of Oklahoma, 1986)

Assistant Coach: Artie Pepelea (Wisconsin-Parkside, 1994)

Assistant Coach: Al Pinkins (North Carolina State, 1998)

Director of Operations: Mike Scutero (Central Florida, 2004)

PRONUNCIATION GUIDE

Theryn HudsonTHAIR-an

Montarrio Haddock.....Mon-Tear-E-O

Trevor OttleyOt-LEE

Demario WilliamsD-Mar-E-O

Artie Pepelea.....Puh-Pale-uh

TV/RADIO SPEED CHART



4 - CALVIN O'NEIL
6-4 ■ 190 ■ r-SR
Newark, N.J.



5 - ROD EMANUEL
6-3 ■ 180 ■ JR
Orlando, Fla.




10 - DEMARIO WILLIAMS
6-4 ■ 190 ■ SO
Culleoka, Tenn.




15 - JAMES WASHINGTON
5-10 ■ 170 ■ JR
St. Louis, Mo.




22 - JOHN DAVID LITTLE
5-10 ■ 180 ■ FR
Olive Branch, Miss.




23 - DAVID MURRAY
6-4 ■ 210 ■ FR
Leeds, Ala.



24 - MONTARRIO HADDOCK
6-5 ■ 230 ■ SR
Greenville, N.C.



30 - J.T. SULTON
6-7 ■ 205 ■ FR
Yazoo City, Mo.



31 - DESMOND YATES
6-7 ■ 225 ■ r-SR
Somerville, Tenn.



32 - TREVOR OTTLEY
6-9 ■ 210 ■ JR
Hays, Kan.



33 - Matt Joines
6-4 ■ 180 ■ SR
Murfreesboro, Tenn.




34 - JAMES GALLMAN
5-11 ■ 190 ■ FR
Knoxville, Tenn.



44 - KC Anuna
6-3 ■ 205 ■ JR
Nashville, Tenn.



45 - THERYN HUDSON
6-10 ■ 245 ■ r-SR
La Vergne, Tenn.



50 - JOSH JONES
6-9 ■ 230 ■ SR
Greenville, N.C.



KERMIT DAVIS
Head Coach
Eighth season



WIN CASE
Assistant Coach
Second season



ARTIE PEPELEA III
Assistant Coach
Fourth season



AL PINKINS
Assistant Coach
Seventh season



MIKE SCUTERO
Director of Operations
First season

TRENDS

Overall Record	4-6
When the Blue Raiders ...	they are...
Play day games	1-1
Play night games	3-5
Lead at halftime	4-0
Trail at halftime	0-5
Tied at halftime	0-1
Lead with 5:00 remaining	4-0
Trail with 5:00 remaining	0-5
Tied with 5:00 remaining	0-1
In overtime	0-0
Shoot better from field than opponent	3-1
Shoot worse from field than opponent	1-5
Shoot same from field as opponent	0-0
Shoot better from 3-point than opponent	3-1
Shoot worse from 3-point than opponent	1-5
Shoot same from 3-point as opponent	0-0
Shoot better from line than opponent	4-4
Shoot worse from line than opponent	0-2
Shoot same from line as opponent	0-0
Outrebound opponent	3-2
Are outrebounded by opponent	1-3
Are even in rebounds with opponent	0-1
Have more offensive rebounds than opponent	3-4
Have fewer offensive rebounds than opponent	1-2
Have the same number of offensive rebounds	0-0
Have more defensive rebounds than opponent	3-3
Have fewer defensive rebounds than opponent	1-3
Have the same number of defensive rebounds	0-0
Have more assists than opponent	3-1
Have fewer assists than opponent	1-5
Have same number of assists	0-0
Commit fewer turnovers than opponent	2-1
Commit more turnovers than opponent	0-5
Commit the same number of turnovers	2-0
Bench outscores opponent's	4-3
Bench is outscored by opponent's	0-3
Bench points are even	0-0
Shoot 50 percent or better	2-0
Shoot less than 50 percent	2-6
Allow opponent to shoot 50 percent or better	0-2
Hold opponent to below 50 percent	4-4

Points Scored/Allowed Summary

Record When Scoring	Record When Allowing
0-0	40-49
0-2	50-59
0-3	60-69
1-1	70-79
2-0	80-89
1-0	90-99
0-0	100+

Record When Margin Is ...					
1 (pt.)	2	3	4	5	6
0-1	0-0	0-1	0-0	0-0	0-0
7	8	9	10-15	16-20	20+
0-0	1-0	0-1	0-2	0-0	3-1

Record By Month				
Nov.	Dec.	Jan.	Feb.	March
3-3	1-3	0-0	0-0	0-0

Record By Day of the Week						
Sun.	Mon.	Tue.	Wed.	Thur.	Fri.	Sat.
1-1	0-1	0-2	0-1	1-0	2-1	0-0

Miscellaneous Statistics					
	Games	Double Figure Scoring	20-Pt. Games	Double Figure Reb(Ast)	Double Doubles
5 Emanuel	10	2	1	-	-
15 Washington	10	7	1	-	-
24 Haddock	10	7	2	1	1
30 Sulton	10	3	-	-	-
31 Yates	3	2	2	-	-
34 Gallman	10	3	-	-	-
45 Hudson	7	2	-	-	-

Starting Lineups

O'Neil, Emanuel, Washington, Haddock, Hudson	3-1
O'Neil, Emanuel, Haddock, Gallman, Hudson	0-1
Emanuel, Williams, Washington, Haddock, Hudson	0-1
Emanuel, Washington, Haddock, Sulton, Hudson	0-1
Emanuel, Washington, Haddock, Yates, Ottley	0-1
Washington, Haddock, Sulton, Yates, Gallman	0-1
O'Neil, Emanuel, Washington, Haddock, Yates	1-0

TEAM HIGH/LOWS

MIDDLE TENNESSEE HIGHS

POINTS	93	King College (11/13/09)
FG MADE	31	CUMBERLAND (11/27/09)
FG ATT.	69	CUMBERLAND (11/27/09)
FG PERCENTAGE	.549 (28-51)	King College (11/13/09)
3 PT FG MADE	13	King College (11/13/09)
3 PT FG ATTEMPTS	25	at North Carolina A&T (11/23/09)
3 PT FG PERCENTAGE	.692 (9-13)	SIU EDWARDSVILLE (12/13/09)
FT MADE	24	King College (11/13/09)
FT ATTEMPTS	30	King College (11/13/09)
FT PERCENTAGE	.889 (16-18)	SIU EDWARDSVILLE (12/13/09)
REBOUNDS	45	at North Carolina A&T (11/23/09)
ASSISTS	16	2x, last CUMBERLAND (11/27/09)
STEALS	10	CUMBERLAND (11/27/09)
BLOCKED SHOTS	4	2x, last SIU EDWARDSVILLE (12/13/09)
TURNOVERS	21	3x, last at North Carolina A&T (11/23/09)
FOULS	31	at Ohio Bobcats (11/15/09)

MIDDLE TENNESSEE LOWS

POINTS	54	TENNESSEE (12/11/09)
FG MADE	17	at North Carolina A&T (11/23/09)
FG ATTEMPTS	50	at Marshall (11/17/09)
FG PERCENTAGE	.304 (17-56)	at North Carolina A&T (11/23/09)
3 PT FIELD GOALS MADE	3	TENNESSEE (12/11/09)
3 PT FG ATTEMPTS	9	at Marshall (11/17/09)
3 PT FG PERCENTAGE	.211 (4-19)	at Ohio Bobcats (11/15/09)
FT MADE	7	BELMONT (12/08/09)
FT ATTEMPTS	12	BELMONT (12/08/09)
FT PERCENTAGE	.583 (7-12)	BELMONT (12/08/09)
REBOUNDS	29	BELMONT (12/08/09)
ASSISTS	5	at North Carolina A&T (11/23/09)
STEALS	2	at Marshall (11/17/09)
BLOCKED SHOTS	0	at North Carolina A&T (11/23/09)
TURNOVERS	9	CUMBERLAND (11/27/09)
FOULS	18	King College (11/13/09)

OPPONENT HIGHS

POINTS	83	BELMONT (12/08/09)
FG MADE	28	BELMONT (12/08/09)
FG ATTEMPTS	58	King College (11/13/09)
FG PERCENTAGE	.596 (28-47)	BELMONT (12/08/09)
3 PT FIELD GOALS MADE	12	at North Carolina A&T (11/23/09)
3 PT FG ATTEMPTS	33	at North Carolina A&T (11/23/09)
3 PT FG PERCENTAGE	.563 (9-16)	BELMONT (12/08/09)
FT MADE	29	at Ohio Bobcats (11/15/09)
FT ATTEMPTS	40	at Ohio Bobcats (11/15/09)
FT PERCENTAGE	.725 (29-40)	at Ohio Bobcats (11/15/09)
REBOUNDS	39	at Ohio Bobcats (11/15/09)
ASSISTS	18	at North Carolina A&T (11/23/09)
STEALS	9	at Marshall (11/17/09)
BLOCKED SHOTS	3	TENNESSEE (12/11/09)
TURNOVERS	28	CUMBERLAND (11/27/09)
FOULS	24	2x, last CUMBERLAND (11/27/09)

OPPONENT LOWS

POINTS	54	CUMBERLAND (11/27/09)
FG MADE	16	CUMBERLAND (11/27/09)
FG ATTEMPTS	38	CUMBERLAND (11/27/09)
FG PERCENTAGE	.407 (22-54)	at North Carolina A&T (11/23/09)
3 PT FIELD GOALS MADE	4	at Ohio Bobcats (11/15/09)
3 PT FG ATTEMPTS	24	King College (11/13/09)
3 PT FG PERCENTAGE	.364 (4-11)	at Ohio Bobcats (11/15/09)
FT MADE	9	LAMAR (11/19/09)
FT ATTEMPTS	17	at North Carolina A&T (11/23/09)
FT PERCENTAGE	.474 (9-19)	LAMAR (11/19/09)
REBOUNDS	25	at UAB (12/2/09)
ASSISTS	7	2x, last SIU EDWARDSVILLE (12/13/09)
STEALS	2	2x, last SIU EDWARDSVILLE (12/13/09)
BLOCKED SHOTS	0	BELMONT (12/08/09)
TURNOVERS	11	2x, last TENNESSEE (12/11/09)
FOULS	14	at North Carolina A&T (11/23/09)

The Last Time a Blue Raider ...

Scored 30+ Points

Desmond Yates (32) vs. Houston Baptist (2/07/09)

Scored 40+ Points

Milton Dean (41) vs. Southeast Missouri (1/14/94)

Grabbed 15+ Rebounds

Lee Nosse vs. New Mexico State (15) (1/10/02)

Grabbed 20+ Rebounds

Napoleon Rhodes vs. UNC-Greensboro (20) (11/30/02)

Made 5+ 3-pointers

James Washington vs. King College (5-6) (11/13/09)

Tallied 10+ Assists

James Washington vs. Cumberland (11) (11/27/09)

Had a Double-Double

Montarrio Haddock vs. SIU Edwardsville (18 points, 11 rebounds) (12/15/09)

Had a Triple-Double

Roni Bailey vs. Lyon College (17 points, 11 rebounds, 10 assists) (12/03/94)

The Last Time the Blue Raiders ...

Scored 100+ Points

vs. Bryan College (115) (11/17/01)

Allowed 100+ Points

at Tennessee (109) (11/20/07)

Scored 50 or Less Points

vs. WKU (49) (02/28/09)

Held a Team Under 50 Points

vs. UALR (46) (02/07/08)

Shot Better Than 55%

vs. Missouri State (.558) (24-43) (12/22/08)

Held Opponent Under 40%

vs. ULM (.391) (18-46) (01/31/09)

Beat an Opponent by 20+ Points

vs. SIU Edwardsville (25) (12/15/09)

Had 45+ Rebounds

at North Carolina A&T (45) (11/23/09)

BOX SCORES

Game 5
MIDDLE TENNESSEE **56**
NORTH CAROLINA A&T **65**

Corbett Sports Center

Nov. 23, 2009 - Greensboro, N.C.

MT(2-3)	FG	3FG	FT	REB	F	TP	A	T	B	S	MIN
05 Emanuel, Rod*	1-5	0-3	0-0	0-0-0	1	2	0	1	0	0	10
10 Williams, Demario*	1-4	0-0	0-1	0-3-3	1	2	0	3	0	0	13
15 Washington, J.*	5-11	2-7	5-8	0-3-3	4	17	3	7	0	3	34
24 Haddock, M.*	2-6	1-2	0-0	0-3-3	1	5	0	2	0	2	19
45 Hudson, Theryn*	1-2	0-0	0-0	2-0-2	3	2	0	0	0	1	12
04 O'Neil, Calvin	1-4	0-0	5-6	3-3-6	4	7	0	2	0	0	25
22 Little, John David	1-1	1-1	0-0	0-0-0	0	3	0	0	0	0	7
23 Murray, David	0-0	0-0	0-0	0-0-0	0	0	0	1	0	0	3
30 Sulton, J.T.	2-7	0-0	3-4	3-5-8	1	7	0	0	0	1	24
32 Ottley, Trevor	0-2	0-0	0-0	1-5-6	2	0	1	2	0	1	23
34 Gallman, James	3-14	3-12	2-2	2-3-5	3	11	1	1	0	1	30
TEAM				4-5-9							2
Totals.....	17-56	7-25	15-21	15-30-45	20	56	5	21	0	9	198

FG	1st Half: 8-27 29.6%	2nd Half: 9-29 31.0%	Game: 30.4%
3-Pt. FG	1st Half: 2-10 20.0%	2nd Half: 5-15 33.3%	Game: 28.0%
FT	1st Half: 6-8 75.0%	2nd Half: 9-13 69.2%	Game: 71.4%

NCAT(3-2)	FG	3FG	FT	REB	F	TP	A	T	B	S	MIN
33 UPCHURCH*	1-1	0-0	1-2	0-2-2	1	3	0	1	0	1	8
34 JOHNSON,R.*	3-12	1-7	0-0	0-2-2	1	7	0	1	1	1	27
23 COLEMAN,T.*	3-4	0-0	2-4	0-7-7	3	8	2	2	2	0	22
03 ALSTON,T.*	5-11	4-8	0-0	0-0-0	1	14	4	3	0	2	29
12 SIMPSON,N.*	1-6	1-5	0-0	0-3-3	2	3	2	4	0	1	29
05 JOSHUA,D.	5-11	3-7	5-6	1-7-8	2	18	1	3	0	0	31
10 HILL,M.	0-3	0-2	1-5	0-0-0	0	1	7	1	0	1	22
31 WITTER,A.	4-5	3-4	0-0	1-0-1	2	11	0	0	0	1	11
50 PORTER,J.	0-1	0-0	0-0	0-2-2	2	0	2	1	2	0	21
TEAM				3-4-7							0
Totals.....	22-54	12-33	9-17	5-27-32	14	65	18	16	5	7	197

FG	1st Half: 8-24 33.3%	2nd Half: 14-30 46.7%	Game: 40.7%
3-Pt. FG	1st Half: 7-16 43.8%	2nd Half: 5-17 29.4%	Game: 36.4%
FT	1st Half: 4-8 50.0%	2nd Half: 5-9 55.6%	Game: 52.9%

Score by Periods	1st	2nd	Total
Middle Tennessee	24	32	56
North Carolina A&T	27	38	65

Game 6
CUMBERLAND **54**
MIDDLE TENNESSEE **87**

Murphy Center (2,658)

Nov. 27, 2009 - Murfreesboro, Tenn.

CU(1-6)	FG	3FG	FT	REB	F	TP	A	T	B	S	MIN
01 Aydoesi, Andrew*	3-8	1-2	1-2	0-2-2	3	8	1	3	0	1	26
02 Brinkley, Lamar*	1-2	0-0	5-10	1-7-8	4	7	0	4	0	0	28
10 Williamson, A.*	0-2	0-0	0-0	0-1-1	4	0	0	0	0	0	19
15 Simon, Walter*	2-4	0-1	2-2	1-3-4	4	6	0	5	1	0	29
20 Springer, Brandon*	8-12	2-3	6-9	2-4-6	2	24	2	6	0	1	36
04 Batalevic, Haris	2-4	2-3	0-0	0-3-3	2	6	2	4	1	0	24
05 Scott, Terrance	0-3	0-1	1-2	0-3-3	0	1	1	1	0	0	18
12 Pierce, Josh	0-1	0-1	0-0	0-1-1	1	0	0	0	0	0	9
23 Van Buren, Jimmy	0-0	0-0	1-2	1-0-1	0	1	0	0	0	0	1
33 Pettiford, Michael	0-2	0-0	1-2	1-3-4	4	1	1	1	1	0	10
TEAM				2-1-3							0
Totals.....	16-38	5-11	17-29	8-28-36	24	54	7	28	3	2	200

FG	1st Half: 8-16 50.0%	2nd Half: 8-22 36.4%	Game: 42.5%
3-Pt. FG	1st Half: 2-4 50.0%	2nd Half: 3-7 42.9%	Game: 45.5%
FT	1st Half: 12-17 70.6%	2nd Half: 5-12 41.7%	Game: 58.6%

MT(3-3)	FG	3FG	FT	REB	F	TP	A	T	B	S	MIN
04 O'Neil, Calvin*	0-2	0-0	2-2	1-0-1	3	2	0	0	0	0	14
05 Emanuel, Rod*	2-6	1-3	1-2	0-3-3	3	6	1	1	0	1	26
15 Washington, J.*	3-8	1-4	1-2	2-2-4	2	8	11	3	0	5	33
24 Haddock, M.*	5-10	0-1	3-3	2-2-4	4	13	0	0	1	1	16
45 Hudson, T.*	6-8	0-0	1-2	2-2-4	3	13	0	0	1	0	19
10 Williams, D.	0-3	0-1	0-0	0-1-1	1	0	2	0	0	1	11
22 Little, John David	2-3	1-1	0-1	0-3-3	0	5	0	1	0	0	9
23 Murray, David	0-3	0-1	0-0	0-0-0	1	0	0	0	0	1	0
30 Sulton, J.T.	4-8	0-0	4-5	3-3-6	2	12	1	1	0	1	21
32 Ottley, Trevor	3-4	0-0	1-2	2-2-4	1	7	0	2	1	1	16
33 Joines, Matt	0-0	0-0	0-0	0-0-0	0	0	0	0	0	0	1
34 Gallman, James	5-11	4-9	5-5	0-1-1	0	19	1	1	0	0	25
44 Anuna, K.C.	0-0	0-0	0-0	0-0-0	0	0	0	0	0	0	1
50 Jones, Josh	1-3	0-0	0-0	2-0-2	2	2	0	0	0	0	4
TEAM				1-1							0
Totals.....	31-69	7-20	18-24	14-20-34	22	87	16	9	3	10	200

FG	1st Half: 13-34 38.2%	2nd Half: 18-35 51.4%	Game: 44.9%
3-Pt. FG	1st Half: 2-10 20.0%	2nd Half: 5-10 50.0%	Game: 35.0%
FT	1st Half: 9-11 81.8%	2nd Half: 9-13 69.2%	Game: 75.0%

Score by Periods	1st	2nd	Total
Cumberland	30	24	54
Middle Tennessee	37	50	87

* Exhibition game for Cumberland - did not count on season record

Game 7
MIDDLE TENNESSEE **64**
UAB **65**

Bartow Arena (3,207)

Dec. 2, 2009 - Birmingham, Ala.

MT(3-4)	FG	3FG	FT	REB	F	TP	A	T	B	S	MIN
24 Haddock, M.*	5-9	1-1	6-7	0-5-5	4	17	2	5	0	2	32
30 Sulton, J.T.*	3-6	0-0	0-0	3-2-5	4	6	0	2	0	0	21
45 Hudson, Theryn*	6-8	0-0	0-1	1-2-3	3	12	0	0	2	0	24
05 Emanuel, Rod*	3-5	3-4	0-0	0-5-5	1	9	0	3	0	0	20
15 Washington, J.*	2-9	1-3	2-2	0-0-0	2	7	4	5	0	2	40
04 O'Neil, Calvin	2-4	0-1	2-2	2-1-3	1	6	2	1	0	0	26
32 Ottley, Trevor	1-2	0-0	0-0	2-2-4	3	2	0	1	0	0	11
34 Gallman, James	1-7	0-3	3-3	0-4-4	2	5	1	0	0	1	26
TEAM				3-0-3							0
Totals.....	23-50	5-12	13-15	11-21-32	20	64	9	17	2	5	200

FG	1st Half: 12-30 40.0%	2nd Half: 11-20 55.0%	Game: 46.0%
3-Pt. FG	1st Half: 2-6 33.3%	2nd Half: 3-6 50.0%	Game: 41.7%
FT	1st Half: 3-4 75.0%	2nd Half: 10-11 90.9%	Game: 86.7%

UAB(7-1)	FG	3FG	FT	REB	F	TP	A	T	B	S	MIN
22 MOORE, Cameron*	2-4	0-0	1-2	1-1-2	1	5	0	0	1	0	17
35 CRAWFORD, H.*	4-7	1-2	3-3	0-1-1	4	12	2	1	0	1	19
01 JOHNSON, Aaron*	3-3	2-2	1-2	1-1-2	2	9	5	2	0	1	35
04 SANDERS, Jamarr*	3-9	2-5	0-0	0-4-4	1	8	4	0	1	1	35
24 MILLSAP, Elijah*	2-5	0-2	5-9	2-6-8	3	9	4	5	0	1	36
15 COOPER, Kenneth	5-8	0-0	1-3	1-3-4	4	11	0	2	0	0	23
34 DRAKE, George	3-10	0-4	5-6	2-1-3	1	11	1	0	2	3	35
TEAM				1-0-1							1
Totals.....	22-46	5-15	16-25	7-18-25	16	65	16	11	4	7	200

FG	1st Half: 10-25 40.0%	2nd Half: 12-21 57.1%	Game: 47.8%
3-Pt. FG	1st Half: 2-8 25.0%	2nd Half: 3-7 42.9%	Game: 33.3%
FT	1st Half: 7-10 70.0%	2nd Half: 9-15 60.0%	Game: 64.0%

Score by Periods	1st	2nd	Total
Middle Tennessee	29	35	64
UAB	29	36	65

Game 8
BELMONT **83**
MIDDLE TENNESSEE **71**

Murphy Center (2,738)

Dec. 8, 2009 - Murfreesboro, Tenn.

Belmont(7-2)	FG	3FG	FT	REB	F	TP	A	T	B	S	MIN
03 BELCHER, Keaton*	2-5	1-3	1-2	0-2-2	1	6	1	0	0	1	25
13 HOUSE, Jon*	6-7	3-3	2-3	0-5-5	2	17	0	3	0	0	31
14 JOHNSON, Kerrom*	3-5	0-0	5-6	0-6-6	3	11	5	0	0	1	23
21 CLARK, Ian*	6-9	3-5	5-6	0-4-4	2	20	4	3	0	0	29
34 HEDGEPEETH, Mick*	4-5	0-0	5-7	1-4-5	3	13	1	5	0	0	24
01 HANLEN, Drew	0-2	0-1	0-0	0-1-1	1	0	4	2	0	0	17
12 DEWOREK, Mike	0-1	0-0	0-0	0-0-0	0	0	0	0	0	0	0
23 SAUNDERS, Scott	4-5	0-0	0-2	2-1-3	2	8	0	4	0	1	16
30 NOACK, Trevor	0-0	0-0	0-0	1-0-1	1	0	0	1	0	0	2
32 CAMPBELL, Jordan	1-4	1-3	0-0	0-3-3	2	3	1	0	0	2	24
45 BAKER, Brandon	2-2	1-1	0-0	0-3-3	1	5	0	0	0	0	10
TEAM				1-1-2							1
Totals.....	28-47	9-16	18-26	5-30-35	18	83	16	19	0	5	200

FG	1st Half: 16-26 61.5%	2nd Half: 12-21 57.1%	Game: 59.6%
3-Pt. FG	1st Half: 6-10 60.0%	2nd Half: 3-6 50.0%	Game: 56.3%
FT	1st Half: 0-1 0.0%	2nd Half: 18-25 72.0%	Game: 69.2%

MT(3-5)	FG	3FG	FT	REB	F	TP	A	T	B	S	MIN
05 Emanuel, Rod*	1-4	1-2	1								

BOX SCORES

Game 9 **Sommet Center (14,516)**
NO. 9 TENNESSEE **75**
MIDDLE TENNESSEE **54**

Dec. 11, 2009 - Nashville, Tenn.

UT(7-1)	FG	3FG	FT	REB	F	TP	A	T	B	S	MIN
01 Smith, Tyler*	3-6	0-0	1-4	0-4-4	4	7	5	0	0	0	23
03 Maze, Bobby*	5-9	2-5	0-0	0-1-1	1	12	3	1	0	0	22
04 Chism, Wayne*	3-7	2-3	1-2	2-7-9	3	9	0	3	0	0	27
23 Tatum, Cameron*	3-4	1-1	2-3	1-1-2	3	9	1	1	0	0	17
32 Hopson, Scotty*	0-3	0-2	1-2	0-3-3	3	1	0	2	1	1	24
00 Woolridge, R.	1-2	0-0	2-2	1-2-3	1	4	0	0	0	1	8
10 Hubert, Michael	0-0	0-0	0-0	0-0-0	0	0	0	0	0	0	1
11 Cannington, Quinn	0-0	0-0	0-0	0-0-0	0	0	0	0	0	0	1
13 McBee, Skylar	0-2	0-2	4-4	0-1-1	1	4	0	0	0	0	17
21 Goins, Melvin	3-6	0-0	0-0	0-2-2	2	6	0	2	0	2	17
22 Pearl, Steven	0-2	0-0	0-0	1-0-1	0	0	0	0	0	0	2
30 Prince, J.P.	6-8	1-2	4-5	0-0-0	1	17	1	1	1	2	22
33 Williams, Brian	3-5	0-0	0-1	4-4-8	3	6	0	1	1	0	19
TEAM				2-2-1							
Totals.....	27-54	6-15	15-23	9-27-36	23	75	10	11	3	6	200

FG	1st Half: 14-27 51.9%	2nd Half: 13-27 48.1%	Game: 50.0%
3-Pt. FG	1st Half: 2-9 22.2%	2nd Half: 4-6 66.7%	Game: 40.0%
FT	1st Half: 7-8 87.5%	2nd Half: 8-15 53.3%	Game: 65.2%

MT (3-6)	FG	3FG	FT	REB	F	TP	A	T	B	S	MIN
15 Washington, J.*	2-10	1-5	6-10	0-2-2	1	11	3	3	0	2	34
24 Haddock, M.*	1-6	0-2	1-2	1-3-4	4	3	2	2	0	0	31
30 Sulton, J.T.*	3-4	0-0	2-5	3-2-5	4	8	1	1	0	2	22
31 Yates, Desmond*	11-19	2-5	2-2	3-1-4	1	26	0	2	0	0	36
34 Gallman, James*	0-5	0-2	0-0	1-3-4	4	0	2	2	0	0	22
04 O'Neil, Calvin	1-2	0-0	0-1	2-4-6	2	2	2	0	0	0	21
05 Emanuel, Rod	1-5	0-3	0-0	0-1-1	0	2	1	1	0	0	11
22 Little, John David	0-1	0-0	0-0	0-0-0	0	0	0	0	0	0	3
23 Murray, David	0-0	0-0	0-0	0-0-0	0	0	0	0	0	0	2
32 Ottley, Trevor	1-3	0-0	0-0	1-4-5	2	2	0	0	3	1	17
50 Jones, Josh	0-0	0-0	0-0	1-0-1	0	0	0	0	0	0	1
TEAM				2-2-4	1			1			
Totals.....	20-55	3-17	11-20	14-22-36	19	54	11	12	3	5	200

FG	1st Half: 11-27 40.7%	2nd Half: 9-28 32.1%	Game: 36.4%
3-Pt. FG	1st Half: 3-10 30.0%	2nd Half: 0-7 0.0%	Game: 17.6%
FT	1st Half: 5-9 55.6%	2nd Half: 6-11 54.5%	Game: 55.0%

Score by Periods	1st	2nd	Total
Tennessee	37	38	75
Middle Tennessee	30	24	54

Game 10 **Murphy Center (2,200)**
SIU EDWARDSVILLE **58**
MIDDLE TENNESSEE **83**

Dec. 13, 2009 - Murfreesboro, Tenn.

UT(7-1)	FG	3FG	FT	REB	F	TP	A	T	B	S	MIN
01 STINEMAN, Kevin*	4-11	1-3	2-4	0-0-0	4	11	2	4	0	1	27
11 JONES, Stephen*	3-3	1-1	3-5	1-1-2	1	10	4	2	0	0	34
15 BOWLES, Denykco*	5-7	2-2	0-2	0-4-4	2	12	0	2	0	0	25
32 MAVRAK, D.*	1-2	0-0	0-0	0-1-1	0	2	0	1	0	1	13
33 YELOVICH, Mark*	1-8	0-5	7-10	1-5-6	0	9	1	2	2	0	35
00 MURPHY, LeShaun	2-5	0-1	0-0	0-5-5	3	4	0	3	1	0	17
02 MITCHELL, Anthony	2-2	1-1	0-0	0-0-0	2	5	0	1	0	0	7
04 RINCKER, Cody	0-2	0-2	0-0	1-1-2	2	0	0	1	0	0	4
12 BUNDALO, Nikola	2-4	0-0	1-1	1-2-3	1	5	0	0	1	0	10
23 BOARDEN, David	0-2	0-1	0-2	0-2-2	2	0	0	1	0	0	22
34 SCHNEIDER, Zeke	0-2	0-0	0-0	1-0-1	2	0	0	0	0	0	6
TEAM				1-1-2							
Totals.....	20-48	5-16	13-24	6-22-28	19	58	7	17	4	2	200

FG	1st Half: 8-18 44.4%	2nd Half: 12-30 40.0%	Game: 41.7%
3-Pt. FG	1st Half: 4-8 50.0%	2nd Half: 1-8 12.5%	Game: 31.3%
FT	1st Half: 4-10 40.0%	2nd Half: 9-14 64.3%	Game: 54.2%

MT (3-6)	FG	3FG	FT	REB	F	TP	A	T	B	S	MIN
04 O'Neil, Calvin*	2-4	0-0	0-0	1-1-2	2	4	3	0	0	1	23
05 Emanuel, Rod*	7-13	2-2	4-4	0-7-7	3	20	4	0	1	0	35
15 Washington, J.*	4-5	3-4	0-0	0-1-1	1	11	2	0	0	1	29
24 Haddock, M.*	8-12	0-0	2-2	3-8-11	4	18	1	5	0	0	29
31 Yates, Desmond*	3-9	2-3	0-0	0-1-1	4	8	1	1	0	0	23
22 Little, John David	3-3	1-1	2-3	0-2-2	0	9	0	0	0	0	6
23 Murray, David	0-0	0-0	0-0	0-0-0	1	0	0	0	1	0	3
30 Sulton, J.T.	0-1	0-0	2-2	3-2-5	1	2	0	3	0	0	12
32 Ottley, Trevor	0-3	0-0	0-0	1-4-5	2	0	2	0	1	3	15
33 Joines, Matt	0-0	0-0	2-2	0-1-1	0	2	0	0	0	0	2
34 Gallman, James	2-6	1-3	4-5	0-1-1	2	9	1	3	0	0	20
50 Jones, Josh	0-1	0-0	0-0	0-0-0	4	0	0	1	1	0	3
TEAM				2-2							
Totals.....	29-57	9-13	16-18	8-30-38	24	83	14	13	4	5	200

FG	1st Half: 11-26 42.3%	2nd Half: 18-31 58.1%	Game: 50.9%
3-Pt. FG	1st Half: 4-6 66.7%	2nd Half: 5-7 71.4%	Game: 69.2%
FT	1st Half: 10-11 90.9%	2nd Half: 6-7 85.7%	Game: 88.9%

Score by Periods	1st	2nd	Total
SIU Edwardsville	24	34	58
Middle Tennessee	36	47	83

INDIVIDUAL PLAYER HIGHS

#4 CALVIN O'NEIL

	Season	Career
Points	10, at Marshall (11/17/09)	21, at Troy (02/28/07)
Field Goals	4, at Marshall (11/17/09)	6, 4X (last 01/29/09)
3-Pt Field Goals	-	2, 3X (last 01/29/09)
Free Throws	5, at North Carolina A&T(11/23/09)	8, at Troy (02/28/07)
Rebounds	6, 2x, last vs. Tennessee (12/11/09)	9, vs. SIU-Edwardsville (12/07/08)
Assists	4, vs. King College (11/13/09)	6, 2X (last 02/22/07)
Steals	2, vs. King College (11/13/09)	3, 5X (last 12/22/08)
Blocked Shots	-	1, 10X (last 01/08/09)
Minutes	37, at Marshall (11/17/09)	40, at New Orleans (01/13/07)

#5 Rod Emanuel

	Season	Career
Points	20, vs. SIU Edwardsville (12/15/09)	Same
Field Goals	7, vs. SIU Edwardsville (12/15/09)	Same
3-Pt Field Goals	3, at UAB (12/2/09)	Same
Free Throws	4, 2x, last vs. SIUE (12/15/09)	Same
Rebounds	7, 2x, last vs. SIUE (12/15/09)	Same
Assists	4, 2x, last vs. SIUE (12/15/09)	Same
Steals	2, vs. Belmont (12/8/09)	Same
Blocked Shots	1, vs. SIU Edwardsville (12/15/09)	Same
Minutes	35, vs. SIU Edwardsville (12/15/09)	Same

#10 DEMARIO WILLIAMS

	Season	Career
Points	5, vs. Lamar (11/19/09)	12, at Troy (02/12/09)
Field Goals	1, 2x, last at NC A&T(11/23/09)	4, at Troy (02/12/09)
3-Pt Field Goals	-	1, 4X (last 02/12/09)
Free Throws	3, vs. Lamar (11/19/09)	4, vs. North Texas (02/14/09)
Rebounds	4, vs. Lamar (11/19/09)	4, vs. SIU-Edwardsville (12/07/08)
Assists	2, vs. King College (11/13/09)	5, vs. Trevecca (11/14/08)
Steals	2, vs. Lamar (11/19/09)	4, vs. SIU-Edwardsville (12/07/08)
Blocked Shots	1, vs. Lamar (11/19/09)	1, vs. North Texas (02/14/09)
Minutes	18, at Ohio (11/15/09)	25, at Troy (02/12/09)

#15 James Washington

	Season	Career
Points	24, vs. King College (11/13/09)	Same
Field Goals	8, vs. King College (11/13/09)	Same
3-Pt Field Goals	5, vs. King College (11/13/09)	Same
Free Throws	11, vs. Lamar (11/19/09)	Same
Rebounds	3, 2x, last at NC A&T(11/23/09)	Same
Assists	11, vs. Cumberland (11/23/09)	Same
Steals	5, vs. Cumberland (11/23/09)	Same
Blocked Shots	-	Same
Minutes	40, at UAB (12/2/09)	Same

#22 John David Little

	Season	Career
Points	9, vs. SIU Edwardsville (12/15/09)	Same
Field Goals	3, vs. SIU Edwardsville (12/15/09)	Same
3-Pt Field Goals	1, 3x, last vs. SIUE (12/15/09)	Same
Free Throws	2, vs. SIU Edwardsville (12/15/09)	Same
Rebounds	3, vs. Cumberland (11/23/09)	Same
Assists	1, vs. King College (11/13/09)	Same
Steals	-	Same
Blocked Shots	-	Same
Minutes	9, vs. Cumberland (11/23/09)	Same

#23 David Murray

	Season	Career
Points	2, vs. King College (11/13/09)	Same
Field Goals	1, vs. King College (11/13/09)	Same
3-Pt Field Goals	-	Same
Free Throws	-	Same
Rebounds	1, vs. King College (11/13/09)	Same
Assists	-	Same
Steals	-	Same
Blocked Shots	1, 2x, last vs. SIUE (12/15/09)	Same
Minutes	4, 2x, last vs. CU (11/23/09)	Same

#24 MONTARRIO HADDOCK

	Season	Career
Points	25, at Ohio (11/15/09)	26, vs. North Texas (3/8/09)
Field Goals	9, at Ohio (11/15/09)	Same
3-Pt Field Goals	3, at Ohio (11/15/09)	Same
Free Throws	13, vs. King College (11/13/09)	Same
Rebounds	11, vs. SIU Edwardsville (12/15/09)	12, 2X (last 02/12/09)
Assists	3, vs. King College (11/13/09)	5, at Denver (02/05/09)
Steals	2, 2x, last vs. Belmont (12/8/09)	3, at Missouri State (12/22/08)
Blocked Shots	-	Same
Minutes	32, 2x, last at UAB (12/2/09)	Same

#30 J.T. Sulton

	Season	Career
Points	14, 2x, last at Ohio (11/15/09)	Same
Field Goals	6, at Ohio (11/15/09)	Same
3-Pt Field Goals	-	Same
Free Throws	4, 2x, last vs. CU (11/23/09)	Same
Rebounds	8, at North Carolina A&T(11/23/09)	Same
Assists	1, 2x, last vs. CU (11/23/09)	Same
Steals	2, vs. Tennessee (12/11/09)	Same
Blocked Shots	1, 2x, last vs. Belmont (12/8/09)	Same
Minutes	24, 2x, last at NC A&T(11/23/09)	Same

#31 DESMOND YATES

	Season	Career
Points	26, vs. Tennessee (12/11/09)	32, at Houston Baptist (02/07/09)
Field Goals	11, vs. Tennessee (12/11/09)	13, 2X (last 02/07/09)
3-Pt Field Goals	2, 2x, last vs. SIUE (12/15/09)	3, 2X (last 12/31/08)
Free Throws	2, vs. Tennessee (12/11/09)	15, at New Orleans (11/24/07)
Rebounds	4, 2x, last vs. Tennessee (12/11/09)	13, vs. Troy (12/11/08)
Assists	1, vs. SIU Edwardsville (12/15/09)	4, at South Alabama (12/22/07)
Steals	-	3, vs. Arkansas State (01/22/09)
Blocked Shots	-	3, at FIU (02/09/08)
Minutes	36, vs. Tennessee (12/11/09)	45, at Arkansas State (02/04/08)

#32 Trevor Ottley

	Season	Career
Points	8, vs. Belmont (12/8/09)	Same
Field Goals	4, vs. Belmont (12/8/09)	Same
3-Pt Field Goals	-	Same
Free Throws	2, at Ohio (11/15/09)	Same
Rebounds	6, at North Carolina A&T(11/23/09)	Same
Assists	2, vs. SIU Edwardsville (12/15/09)	Same
Steals	3, vs. SIU Edwardsville (12/15/09)	Same
Blocked Shots	3, vs. Tennessee (12/11/09)	Same
Minutes	24, at Marshall (11/17/09)	Same

INDIVIDUAL PLAYER HIGHS

#33 Matt Joines

	Season	Career
Points	2, vs. SIU Edwardsville (12/15/09)	Same
Field Goals	-	Same
3-Pt Field Goals	-	Same
Free Throws	2, vs. SIU Edwardsville (12/15/09)	Same
Rebounds	1, vs. SIU Edwardsville (12/15/09)	Same
Assists	-	Same
Steals	-	Same
Blocked Shots	-	Same
Minutes	2, vs. SIU Edwardsville (12/15/09)	Same

#34 James Gallman

	Season	Career
Points	19, vs. Cumberland (11/23/09)	Same
Field Goals	7, vs. Belmont (12/8/09)	Same
3-Pt Field Goals	4,3x, last vs. Belmont (12/8/09)	Same
Free Throws	5, vs. Cumberland (11/23/09)	Same
Rebounds	5, at North Carolina A&T(11/23/09)	Same
Assists	2, at Ohio (11/15/09)	Same
Steals	1, 4x, last vs. Belmont (12/8/09)	Same
Blocked Shots	-	Same
Minutes	30, at North Carolina A&T(11/23/09)	Same

#44 KC ANUNA

	Season	Career
Points	2, vs. King College (11/13/09)	2, 3X (last 11/13/09)
Field Goals	1, vs. King College (11/13/09)	1, twice, vs. ULM (01/31/09)
3-Pt Field Goals	-	Same
Free Throws	-	2, vs. SIU-Edwardsville (12/07/08)
Rebounds	-	2, vs. SIU-Edwardsville (12/07/08)
Assists	-	Same
Steals	-	Same
Blocked Shots	-	Same
Minutes	1, 2x, last vs. CU (11/23/09)	2, vs. ULM (01/31/09)

#45 THERYN HUDSON

	Season	Career
Points	13, vs. Cumberland (11/23/09)	19, vs. ULM (03/05/08)
Field Goals	6, 2x, last at UAB (12/2/09)	8, vs. Belmont (12/12/07)
3-Pt Field Goals	-	Same
Free Throws	2, at Marshall (11/17/09)	5, 2X (last 3/5/08)
Rebounds	5, 3x, last vs. Lamar (11/19/09)	13, at WKU (01/02/08)
Assists	1, vs. Lamar (11/19/09)	2, 5X (last 11/23/07)
Steals	1, 2x, at NC A&T(11/23/09)	3, vs. Arkansas State (1/17/07)
Blocked Shots	2, 2x, last at UAB (12/2/09)	4, vs. UALR (02/07/08)
Minutes	24, at UAB (12/2/09)	35, vs. UALR (02/07/08)

#50 JOSH JONES

	Season	Career
Points	6, vs. Belmont (12/8/09)	6, vs. Belmont (12/8/09)
Field Goals	3, vs. Belmont (12/8/09)	3, vs. Belmont (12/8/09)
3-Pt Field Goals	-	Same
Free Throws	-	1, at New Orleans (01/24/09)
Rebounds	2, 2x, last vs. Belmont (12/8/09)	3, 2X (11/16/08)
Assists	1, vs. Belmont (12/8/09)	1,2x, last vs. Belmont (12/8/09)
Steals	-	1, 2X (last 12/11/08)
Blocked Shots	1, vs. SIU Edwardsville (12/15/09)	1, 2x, last vs. SIUE(12/15/09)
Minutes	4, vs. Cumberland (11/23/09)	10, 2X (last 02/21/09)

HEAD COACH KERMIT DAVIS

Kermit Davis File



In seven seasons at Middle Tennessee, Kermit Davis has established himself as one of the most successful men's basketball coaches in program history, and he's done so while rebuilding a program that had fallen on hard times. Prior

to Davis' hiring in April 2002, Middle Tennessee had endured losing seasons in three of the four previous years and was one season removed from a 5-22 campaign, the worst in school history. The Blue Raiders registered four straight winning seasons under Davis to start his Blue Raider coaching career, making him only one of two of the 19 Middle Tennessee men's basketball coaches to start his Blue Raider career with four straight winning campaigns. The other was Bruce Stewart. The Blue Raiders' game against Indiana State (11/30/06) was Davis' 125th at Middle Tennessee. Davis' record after 125 games at Middle Tennessee was 71-54, making him the second-winningest coach in program history after 125 games. Davis is third on the all-time Middle Tennessee wins list with 118.

ACCOMPLISHMENTS

- 1989 Big Sky Regular Season/Tourney Champs/NCAA Regional appearance
- 1989 Big Sky Coach of the Year
- 1990 Big Sky Regular Season/Tourney Champs/NCAA Regional appearance
- 1990 Big Sky Coach of the Year
- 1994 No. 4 final ranking at Chipola
- 2000 SEC Championship/Sweet 16
- 2003 Sun Belt Coach of the Year
- 2008 College Insiders.com Sun Belt Coach of Year

COACHING STOPS

- 1983-84 Mississippi State
- 1985-86 Southwest Mississippi CC
- 1987-90 Idaho
- 1991 Texas A&M
- 1992-94 Chipola JC
- 1995-96 Utah State
- 1997 Idaho
- 1998-02 LSU
- 2003-present Middle Tennessee

NOTEWORTHY

- Youngest junior college coach in the country at Southwest JC at age 24
- Youngest Division I head coach in the nation at Idaho at age 28
- Tabbed Coach of the Year four times
- Second-fastest MT coach to reach 100 wins (182 games)

Kermit Davis vs ...

Alabama	0-2
Alabama State	2-0
Appalachian State	0-1
Arkansas	0-3
Arkansas-Little Rock	4-7
Arkansas State	10-2
Auburn	0-2
Austin Peay	2-4
Boise State	4-3
Baylor	1-1
Belmont	4-3
Brooklyn College	1-0
Cal Poly	0-1
Cal State-Fullerton	1-0
Centenary	2-0
Chattanooga	1-1
Christian Brothers	1-0
Cincinnati	0-1
College of Charleston	0-1
Covenant College	1-0
Cumberland	2-0
Delaware	1-0
Denver	6-4
East Carolina	0-1
Eastern Michigan	0-1
Eastern Oregon State	1-0
Eastern Washington	6-0
Florida Atlantic	6-1
Florida International	12-2
Freed-Hardeman	1-0
Gonzaga	2-1
Hawaii-Hilo	1-0
Houston	0-4
Houston Baptist	2-0
Idaho State	6-0
Indiana State	1-1
IP-Fort Wayne	3-0
IUPUI	1-0
Kansas	0-1
Kansas State	0-1
King College	1-0
Kennesaw State	1-0
Kent State	1-1
Lamar	1-0
Lambuth	1-0
Lewis-Clark State	1-0
Liberty	0-1
Lipscomb	1-0
Long Beach State	1-0
Louisiana-Lafayette	4-5
Louisiana-Monroe	2-3
Louisville	0-2
Marshall	0-1
Memphis	0-3
Mercer	1-0
Mississippi Valley State	1-1
Missouri State	1-0
Montana	4-1
Montana State	4-1
Murray State	0-2

Nebraska	2-0
Nevada	2-4
New Mexico State	3-3
New Orleans	4-3
Norfolk State	1-0
North Carolina A&T	0-1
North Texas	7-5
Northern Arizona	4-0
Ohio	0-1
Oklahoma	0-1
Pacific	0-1
Portland	1-0
Portland State	2-0
Purdue	0-2
Rice	0-3
Robert Morris	0-1
St. Martin's	1-0
Sam Houston State	1-0
San Jose State	0-1
Simon Fraser	3-0
SIU-Edwardsville	2-0
SMU	0-2
South Alabama	7-7
South Carolina State	1-0
South Dakota State	2-0
Southern Utah	2-1
Southwest Missouri State	0-1
TCU	0-2
Tennessee	0-4
Tennessee State	3-0
Tennessee Tech	0-2
Tennessee Wesleyan	3-0
Texas	0-2
Texas College	1-0
Texas Southern	1-1
Texas Tech	2-1
Toledo	1-1
Trevecca	1-0
Troy	5-4
UAB	0-1
UC-Irvine	2-0
UC-San Diego	1-0
UC-Santa Barbara	0-1
UNC-Greensboro	0-1
UNLV	0-1
Utah State	1-3
UT Martin	1-1
Vanderbilt	0-1
Villanova	0-1
VCU	1-1
Western Montana	1-0
Western Kentucky	4-13
Washington	0-1
Washington State	3-1
Weber State	3-1
Whitman	1-0
Whitworth	1-0
Willamette	1-0
Wyoming	1-1
Totals	193-152

Kermit Davis Head Coaching Stops ...

Season	School	Record
1984-85	Southwest Miss. CC	17-9
1985-86	Southwest Miss. CC	22-11
1988-89	Idaho	25-6
1989-90	Idaho	25-6
1990-91	Texas A&M	8-21
1993-94	Chipola JC	27-5
1996-97	Idaho	13-17
2002-03	Middle Tennessee	16-14

2003-04	Middle Tennessee	17-12
2004-05	Middle Tennessee	19-12
2005-06	Middle Tennessee	16-12
2006-07	Middle Tennessee	15-17
2007-08	Middle Tennessee	17-15
2008-09	Middle Tennessee	18-13
2009-10	Middle Tennessee	4-6
Totals	15th season	259-177
Div. I	12th season	193-152
MT	8th season	122-102

HEAD COACH KERMIT DAVIS

Davis secures career win 250

Kermit Davis secured his 250th win as a head coach when Middle Tennessee beat Louisiana-Lafayette, 83-76 (1/29/09) at Murphy Center. Davis currently owns 193 wins in his 11th season at the Division I level and he won 66 in three years as a junior college head coach. **He currently has 259 career wins.**

Davis notches milestone win

Head coach Kermit Davis became the second-fastest to reach 100 wins at Middle Tennessee when the Blue Raiders upset South Alabama, 82-73, in the semifinals of the 2008 Sun Belt Championships. Davis reached the milestone in his 182nd career game. The 100 wins under Davis in his first six seasons represent the best six-year total for the program since 1988-93 (105 wins). The Blue Raiders have averaged 17 wins in Davis' first six seasons, which is the second-best wins average for any Middle Tennessee coach after six seasons.

Davis among coaching leaders

Kermit Davis joined Bruce Stewart as the only head coaches in program history to begin their Blue Raider careers with four straight winning seasons in 2005-06. **He currently has 122 wins.** Jimmy Earle is the program's all-time winningest coach with 164 wins. Davis also is third in winning percentage (.554) among Blue Raider men's basketball coaches with a minimum of 50 games coached, trailing only Jimmy Earle (.614), and Bruce Stewart (.648).

Davis among Sun Belt's all-time winningest coaches

Middle Tennessee coach Kermit Davis is second in all-time victories among active Sun Belt coaches with 61, trailing only Ronnie Arrow in his second stint at South Alabama. Overall, Davis is among the league's all-time winningest coaches in Sun Belt play with 61 victories and he is five wins shy of Marty Fletcher (66) for fifth all-time. The all-time Sun Belt wins leader is Gene Bartow, who won 111 games during his 12 seasons at former conference member UAB. These totals only include regular-season conference wins.

Middle Tennessee among SBC's best under Davis

Middle Tennessee is one of three league members (WKU, Louisiana-Lafayette) to play in multiple SBC Championship games (2003, 2008) since 2003, and it is just one of three SBC members (WKU, South Alabama) to reach the quarterfinals in each of the last seven years. Middle Tennessee and WKU are the only SBC schools to reach the league's semifinals four times in the last six years.

MT All-Time Coaching Leaders

By Wins

1. Jimmy Earle	(1970-79)	164-103
2. Bruce Stewart	(1985-91)	141-76
3. Kermit Davis Jr.	(2003 -)	122-102
4. Randy Wiel	(1997-02)	84-90
5. Charles Greer	(1950-56)	76-104
6. Stan Simpson	(1980-84)	71-66
7. David Farrar	(1992-96)	61-73
8. Ed Diddle Jr.	(1956-62)	56-80
9. Frank Faulkinberry	(1927-33)	48-42
10. Ken Trickey	(1966-69)	45-54
11. Alfred Miles	(1914-15; 1923-24)	27-6
12. Bill Stokes	(1963-65)	26-43
13. E.W. Midgett	(1940-42)	25-35
14. E.K. Patty	(1947-48)	24-20
15. Guy Stephenson	(1925-26)	15-11
15. Johnny Floyd	(1936-39)	15-34
17. Charles Murphy	(1949)	11-12
18. E.M. Waller	(1934-35)	7-13
19. O.L. Freeman	(1946)	4-0

By Winning Percentage

(Minimum 50 games coached)

1. Bruce Stewart	(217 games)	.648
2. Jimmy Earle	(267 games)	.614
3. Kermit Davis Jr.	(224 games)	.551
4. Frank Faulkinberry	(90 games)	.534
5. Stan Simpson	(137 games)	.518
6. Randy Wiel	(174 games)	.483
7. Ken Trickey	(99 games)	.455
7. David Farrar	(134 games)	.455
9. Charles Greer	(180 games)	.422
10. E.W. Midgett	(60 games)	.417
11. Ed Diddle Jr.	(136 games)	.412

Sun Belt All-Time Coaching Leaders

By Conference Wins

(Tournament wins not included)

1. Gene Bartow	UAB	111
2. Dickey Nutt	Arkansas State	103
3. Ronnie Arrow	South Alabama	94
4. Jessie Evans	Louisiana-Lafayette	77
5. Marty Fletcher	ULL/Denver	66
6. Kermit Davis	Middle Tennessee	61
7. Johnny Jones	North Texas	60
7. Matt Kilcullen	Jacksonville/WKU	60
9. J.D. Barnett	Virginia Commonwealth	59
10. Steve Shields	UALR	58
11. Darrin Horn	WKU	57
12. Cliff Ellis	South Alabama	54
12. Dennis Felton	WKU	54
14. Lee Rose	UNCC/South Florida	53
15. Wimp Sanderson	UALR	49

MIDDLE TENNESSEE UNDER DAVIS

	Overall	09-10
Overall Record	122-102	4-6
Home	71-34	4-2
Away	39-56	0-4
Neutral	12-12	0-0
vs. Sun Belt	72-52	0-0
Home	36-21	0-0
Away	30-29*	0-0
Tourney	11-5	0-0
Nonconference	51-45	4-6
Home	35-13	4-2
Away	9-27	0-4
Neutral	7-5	0-0
In Overtime	8-7	0-0
Leading at the Half	93-17	4-0
Leading with 5:00 Left	105-12	4-0
vs. Ranked Opponents	0-11	0-1
In Televised Games	11-26	0-2
MT Shoots >50%	48-9	2-0
MT Shoots <50%	73-89	2-6
Opponent Shoots >50%	6-35	0-2
Opponent Shoots <50%	114-65	4-4
MT Outshoots Opp.	101-14	3-1
MT Outrebounds Opp.	93-39	3-2
Opp. Outrebounds MT	25-57	1-2
MT Attempts More FTs	76-20	3-1
Opp. Attempts More FTs	41-81	1-5
In November	17-20	3-3
In December	29-26	1-3
In January	35-25	0-0
In February	30-22	0-0
In March	11-8	0-0
Final Margin 10 or less	67-60	1-2
MT Scores < 60 points	8-35	0-2
MT Scores 60-69 points	35-48	0-3
MT Scores 70-79 points	39-18	1-1
MT Scores 80-89 points	29-1	2-0
MT Scores 90-99 points	10-0	1-0
MT Scores 100+ points	0-0	0-0

* - includes tournament games vs. host school



**CALVIN
O'NEIL**

4

**R-SENIOR ■ GUARD ■ 6-4 ■ 190
NEWARK, N.J. (LUTHERAN CHRISTIAN ACADEMY)**

2009-10 (R-SENIOR)

Started the season opener ... Grabbed two of-
fensive rebounds ... Aided the offense with four
assists and had two steals .. Fouled out against
Ohio after scoring four points and grabbing three
rebounds ... 2 for 3 from the charity stripe against
Marshall ... Scored 10 points and grabbed four
rebounds ... Scored three points, had a steal, as-
sist and rebound against Lamar ... Had a season
high six rebounds against North Carolina A&T ...
Perfect from charity stripe (2-2) against Cumber-
land ... Grabbed three rebounds and scored six
points against UAB ... Pulled down a team high
six rebounds against Tennessee.

O'NEIL'S CAREER HIGHS

Points	21, at Troy (02/28/07)
Field Goals	6, 4X (last 01/29/09)
3-Pt. Field Goals	2, 3X (last 01/29/09)
Free Throws	8, at Troy (02/28/07)
Rebounds	9, vs. SIU-Edwardsville (12/07/08)
Assists	6, 2X (last 02/22/07)
Steals	3, 5X (last 12/22/08)
Blocked Shots	1, 10X (last 01/08/09)
Minutes	40, at New Orleans (01/13/07)

2009-10 Game-by-Game

	DATE	GS	MIN	FG	3FG	FT	O-D-T	PF	A	TO	BLK	S	PTS	
KING COLLEGE	11/13/09	*	25	0-4	0-1	0-0	2-0-2	0	4	0	0	2	0	
at Ohio Bobcats	11/15/09	*	20	1-2	0-0	2-3	2-1-3	5	0	2	0	0	4	
at Marshall	11/17/09	*	37	4-10	0-1	2-2	3-1-4	2	1	1	0	1	10	
LAMAR	11/19/09	*	25	1-6	0-0	1-2	0-1-1	1	1	3	0	1	3	
at NC A&T	11/23/09		25	1-4	0-0	5-6	3-3-6	4	0	2	0	0	7	
CUMBERLAND	11/27/09	*	14	0-2	0-0	2-2	1-0-1	3	0	0	0	0	2	
at UAB	12/2/09		26	2-4	0-1	2-2	2-1-3	1	2	1	0	0	6	
BELMONT	12/08/09		22	0-3	0-0	0-0	0-0-0	0	1	0	1	0	0	
TENNESSEE	12/11/09		21	1-2	0-0	0-1	2-4-6	2	2	0	0	0	2	
SIUE	12/13/09	*	23	2-4	0-0	0-0	1-1-2	2	3	0	0	1	4	
Totals			6	238	12-41	0-3	14-18	16-12-28	20	14	9	1	5	38

Minutes/game: 23.8
 Points/game: 3.8
 FG Pct: 29.3
 3FG Pct: 0.0
 FT Pct: 77.8

 Rebounds/game: 2.8
 Assists/game: 1.4
 Turnovers/game: 0.9
 Assist/turnover ratio: 1.6
 Steals/game: 0.5
 Blocks/game: 0.1

ONEIL'S CAREER STATISTICS

Year	GP-GS	Min	Avg	FG-A	Pct	3FG-A	Pct	FT-A	Pct	Off-Def-Tot	Avg	PF-FO	A	TO	Blk	Stl	Pts	Avg
2005-06	21-1	217	10.3	15-50	.300	3-13	.231	11-18	.611	11-23-34	1.6	17-0	11	14	1	13	44	2.1
2006-07	32-23	913	28.5	77-187	.412	10-41	.244	47-62	.758	19-77-96	3.0	70-3	55	50	5	19	211	6.6
2008-09	32-23	726	22.7	59-122	.484	5-10	.500	55-79	.696	59-58-117	3.7	66-0	24	21	4	27	178	5.6
TOTAL	86-48	1872	21.8	153-363	.421	18-64	.281	119-167	.713	93-158-251	2.9	155-3	90	85	10	60	443	5.2



**ROD
EMANUEL**

5

**JUNIOR ■ GUARD ■ 6-3 ■ 180
ORLANDO, FLA. (SANTA FE CC)**

2008-09 (R-JUNIOR)

Played 25 minutes in his first game as a Blue Raider ... Was a perfect 2 for 2 from the three-point line ... Had two defensive rebounds and four assists... Scored four points and pulled down five rebounds against Ohio ... Scored a season high 11-points against Marshall ... Also grabbed four rebounds and had two assists ... Went 4 for 6 from the free throw line tallying nine total points against Lamar ... Posted a career high 20 points against SIU Edwardsville after going 7 for 13 from the field ... Also had a block, four assists and seven rebounds.

2009-10 Game-by-Game

	DATE	GS	MIN	FG	3FG	FT	O-D-T	PF	A	TO	BLK	S	PTS	
KING COLLEGE	11/13/09	*	25	2-5	2-2	0-0	0-2-2	2	4	2	0	0	6	
at Ohio Bobcats	11/15/09	*	34	1-7	0-3	2-4	0-5-5	4	1	2	0	0	4	
at Marshall	11/17/09	*	32	3-6	2-3	3-4	0-4-4	1	2	3	0	0	11	
LAMAR	11/19/09	*	25	2-6	1-3	4-6	0-7-7	2	2	4	0	0	9	
at NC A&T	11/23/09	*	10	1-5	0-3	0-0	0-0-0	1	0	1	0	0	2	
CUMBERLAND	11/27/09	*	26	2-6	1-3	1-2	0-3-3	3	1	1	0	1	6	
at UAB	12/2/09	*	20	3-5	3-4	0-0	0-5-5	1	0	3	0	0	9	
BELMONT	12/08/09	*	26	1-4	1-2	1-2	0-5-5	5	1	1	0	2	4	
TENNESSEE	12/11/09		11	1-5	0-3	0-0	0-1-1	0	1	1	0	0	2	
SIUE	12/13/09	*	35	7-13	2-2	4-4	0-7-7	3	4	0	1	0	20	
Totals			9	244	23-62	12-28	15-22	0-39-39	22	16	18	1	3	73

Minutes/game: 24.4
 Points/game: 7.3
 FG Pct: 37.1
 3FG Pct: 42.9
 FT Pct: 68.2

 Rebounds/game: 3.9
 Assists/game: 1.6
 Turnovers/game: 1.8
 Assist/turnover ratio: 0.9
 Steals/game: 0.3
 Blocks/game: 0.1



10
DEMARIO
WILLIAMS

SOPHOMORE ■ GUARD ■ 6-4 ■ 190
CULLEOKA, TENN. (CULLEOKA HS)

SOPHOMORE (2009-10)

Played nine total minutes playing off and on throughout the game ... Had two assists and one defensive rebound ... Grabbed three rebounds while picking up three assists and one steal against Ohio ... Scored two points and had one assist against Marshall ... Scored a season high seven points with four rebounds against Lamar.

WILLIAMS' CAREER HIGHS

Points	12, at Troy (02/12/09)
Field Goals	4, at Troy (02/12/09)
3-Pt. Field Goals	1, 4X (last 02/12/09)
Free Throws	4, vs. North Texas (02/14/09)
Rebounds	4, vs. SIU-Edwardsville (12/07/08)
Assists	5, vs. Trevecca (11/14/08)
Steals	4, vs. SIU-Edwardsville (12/07/08)
Blocked Shots	1, vs. North Texas (02/14/09)
Minutes	25, at Troy (02/12/09)

2009-10 Game-by-Game

	DATE	GS	MIN	FG	3FG	FT	O-D-T	PF	A	TO	BLK	S	PTS
KING COLLEGE	11/13/09		9	0-0	0-0	0-0	0-1-1	2	2	1	0	0	0
at Ohio Bobcats	11/15/09		18	0-4	0-1	0-0	0-2-2	0	2	2	0	1	0
at Marshall	11/17/09		12	1-2	0-0	0-0	0-1-1	1	1	1	0	0	2
LAMAR	11/19/09		17	1-3	0-0	3-4	1-3-4	1	0	1	1	2	5
at NC A&T	11/23/09	*	13	1-4	0-0	0-1	0-3-3	1	0	3	0	0	2
CUMBERLAND	11/27/09		11	0-3	0-1	0-0	0-1-1	1	2	0	0	1	0
Totals		1	80	3-16	0-2	3-5	1-11-12	6	7	8	1	4	9

Minutes/game: 13.3
 Points/game: 1.5
 FG Pct: 18.8
 3FG Pct: 0.0
 FT Pct: 60.0

Rebounds/game: 2.0
 Assists/game: 1.2
 Turnovers/game: 1.3
 Assist/turnover ratio: 0.9
 Steals/game: 0.7
 Blocks/game: 0.2

WILLIAMS' CAREER STATISTICS

Year	GP-GS	Min	Avg	FG-A	Pct	3FG-A	Pct	FT-A	Pct	Off-Def-Tot	Avg	PF-FO	A	TO	Blk	Stl	Pts	Avg
2008-09	28-2	265	9.5	21-69	.304	4-22	.182	15-21	.714	9-24-33	1.2	26-0	16	25	1	11	61	2.2



15 JAMES WASHINGTON

**JUNIOR ■ POINT GUARD ■ 6-0 ■ 170
ST. LOUIS (INDIAN HILLS CC)**

JUNIOR (2009-10)

Led team in scoring with 24 points in first game as a Blue Raider ... Went 8 for 10 in total field goals ... 5 for 6 from behind the arc ... Also pilled down two defensive rebounds ... Scored 11 points against Ohio ... 4 for 4 from free throw line ... Scored 14 points off the bench for Middle Tennessee against Marshall ... Recorded a season high four assists while going 5 for 8 from the field ... Against Lamar, scored a team high 19 points while going 11 for 15 from the charity stripe ... Posted a team high 17 points against North Carolina A&T ... Went 5 for 11 from field and 5 for 8 from the free throw line ... Had a season high three steals ... Season high 11 assists against Cumberland Also had season high four rebounds ... Scored 11 points against Tennessee after make 6 of 10 free throw opportunites ... Driving scoop layup against Tennessee on Friday night earned him the No. 1 play on SportsCenter's Top-10 plays ... Layup came with 13 minutes in the second half and kept the Blue Raiders within Tennessee's reach ... Scored 11 points against SIU Edwardsville.

2009-10 Game-by-Game

	DATE	GS	MIN	FG	3FG	FT	O-D-T	PF	A	TO	BLK	S	PTS	
KING COLLEGE	11/13/09	*	33	8-10	5-6	3-4	0-2-2	2	1	5	0	0	24	
at Ohio Bobcats	11/15/09	*	24	3-8	1-5	4-4	0-1-1	5	1	5	0	1	11	
at Marshall	11/17/09		33	5-8	2-3	2-2	0-2-2	4	4	2	0	1	14	
LAMAR	11/19/09	*	37	3-4	2-2	11-15	0-3-3	1	6	3	0	1	19	
at NC A&T	11/23/09	*	34	5-11	2-7	5-8	0-3-3	4	3	7	0	3	17	
CUMBERLAND	11/27/09	*	33	3-8	1-4	1-2	2-2-4	2	11	3	0	5	8	
at UAB	12/2/09	*	40	2-9	1-3	2-2	0-0-0	2	4	5	0	2	7	
BELMONT	12/08/09	*	38	1-12	0-6	0-0	1-1-2	3	4	0	0	1	2	
TENNESSEE	12/11/09	*	34	2-10	1-5	6-10	0-2-2	1	3	3	0	2	11	
SIUE	12/13/09	*	29	4-5	3-4	0-0	0-1-1	1	2	0	0	1	11	
Totals			9	335	36-85	18-45	34-47	3-17-20	25	39	33	0	17	124

Minutes/game: 33.5
 Points/game: 12.4
 FG Pct: 42.4
 3FG Pct: 40.0
 FT Pct: 72.3

 Rebounds/game: 2.0
 Assists/game: 3.9
 Turnovers/game: 3.3
 Assist/turnover ratio: 1.2
 Steals/game: 1.7



22
JOHN DAVID
LITTLE

FRESHMAN ■ GUARD ■ 6-3 ■ 180
OLIVE BRANCH, MISS. (OLIVE BRANCH HS)

FRESHMAN (2009-10)

Entered the season opener in the final minutes ... One shot resulted in a basket after a goaltending call against King College ... Made first three-pointer of career at North Carolina A&T ... Played a season high seven minutes against the Aggies ... Had two field goals and five points against Cumberland ... Grabbed first rebounds of career with three against the Bulldogs ... Scored career high nine points against SIU Edwardsville after going 3 for 3 from the field and 2 for 3 at the charity stripe.

2009-10 Game-by-Game

	DATE	GS	MIN	FG	3FG	FT	O-D-T	PF	A	TO	BLK	S	PTS
KING COLLEGE	11/13/09		2	1-1	0-0	.0-1	0-0-0	0	1	0	0	0	2
at Ohio Bobcats	11/15/09		1	0-1	0-0	0-0	0-0-0	0	0	0	0	0	0
at NC A&T	11/23/09		7	1-1	1-1	0-0	0-0-0	0	0	0	0	0	3
CUMBERLAND	11/27/09		9	2-3	1-1	0-1	0-3-3	0	0	1	0	0	5
BELMONT	12/08/09		6	0-0	0-0	0-0	0-1-1	0	1	0	0	0	0
TENNESSEE	12/11/09		3	0-1	0-0	0-0	0-0-0	0	0	0	0	0	0
SIUE	12/13/09		6	3-3	1-1	2-3	0-2-2	0	0	0	0	0	9
Totals		0	34	7-10	3-3	2-5	0-6-6	0	2	1	0	0	19

Minutes/game: 4.9
 Points/game: 2.7
 FG Pct: 70.0
 3FG Pct: 100.0
 FT Pct: 40.0

Rebounds/game: 0.9
 Assists/game: 0.3
 Turnovers/game: 0.1
 Assist/turnover ratio: 2.0



23

DAVID
MURRAY

FRESHMAN ■ GUARD/FORWARD ■ 6-4 ■ 210
LEEDS, ALA. (LEEDS HS)

FRESHMAN (2009-10)

Entered the season opener in the final minutes ... Made his only field goal attempt to post two points in the game ... Grabbed one defensive rebound.

2009-10 Game-by-Game

	DATE	GS	MIN	FG	3FG	FT	O-D-T	PF	A	TO	BLK	S	PTS
KING COLLEGE	11/13/09		4	1-1	0-0	0-0	0-1-1	0	0	0	0	0	2
at Ohio Bobcats	11/15/09		0	0-0	0-0	0-0	0-0-0	0	0	0	0	0	0
LAMAR	11/19/09		2	0-1	0-0	0-0	0-0-0	1	0	0	0	0	0
at NC A&T	11/23/09		3	0-0	0-0	0-0	0-0-0	0	0	1	0	0	0
CUMBERLAND	11/27/09		4	0-3	0-1	0-0	0-0-0	1	0	0	1	0	0
BELMONT	12/08/09		0	0-0	0-0	0-0	0-0-0	0	0	0	0	0	0
TENNESSEE	12/11/09		2	0-0	0-0	0-0	0-0-0	0	0	0	0	0	0
SIUE	12/13/09		3	0-0	0-0	0-0	0-0-0	1	0	0	1	0	0
Totals		0	18	1-5	0-1	0-0	0-1-1	3	0	1	2	0	2

Minutes/game: 2.3
Points/game: 0.3
FG Pct: 20.0
3FG Pct: 0.0

Rebounds/game: 0.1
Turnovers/game: 0.1
Blocks/game: 0.3



24
MONTARRIO
HADDOCK

SENIOR ■ GUARD/FORWARD ■ 6-5 ■ 230
GREENVILLE, N.C. (BRUNSWICK CC)

HADDOCK'S CAREER HIGHS

Points	26, (3/8/09)
Field Goals	8, 2X (last 01/22/09)
3-Pt. Field Goals	1, 6X (last 02/12/09)
Free Throws	6, 2X (last 02/12/09)
Rebounds	12, 2X (last 02/12/09)
Assists	5, at Denver (02/05/09)
Steals	3, at Missouri State (12/22/08)
Blocked Shots	0
Minutes	30, at Troy (02/12/09)

SENIOR (2009-10)

Played 29 minutes in the season opener ... Led the team at the charity stripe making 13 of 16 opportunities ... Went 2 for 4 from behind the arc ... Second on the team with 23 points ... Grabbed six rebounds, four of which were on defense ... Scored team and career high 25 points against Ohio ... Pulled down team high seven rebounds and was perfect 4 for 4 from charity stripe ... Grabbed a season and team high eight rebounds at Marshall ... Went 3 for 4 from free throw line and 3 for 8 from the field ... Went 8 for 16 from the field against Lamar scoring 17 points and grabbing six rebounds ... Scored a team high 17 against UAB ... Also had five rebounds ... Went 4 for 8 against Belmont and 5 for 6 from the free throw line to record 13 points ... One rebound shy of first double-double of the year with nine ... Against SIU Edwardsville, recorded the first double-double of the season by a Blue Raider with 18 points and 11 rebounds.

2009-10 Game-by-Game

	DATE	GS	MIN	FG	3FG	FT	O-D-T	PF	A	TO	BLK	S	PTS	
KING COLLEGE	11/13/09	*	29	4-9	2-4	13-16	2-4-6	3	3	1	0	0	23	
at Ohio Bobcats	11/15/09	*	32	9-16	3-6	4-4	0-7-7	3	0	0	0	0	25	
at Marshall	11/17/09	*	23	3-8	0-1	3-4	3-5-8	5	1	4	0	0	9	
LAMAR	11/19/09	*	21	8-16	1-2	0-0	5-1-6	3	0	1	0	1	17	
at NC A&T	11/23/09	*	19	2-6	1-2	0-0	0-3-3	1	0	2	0	2	5	
CUMBERLAND	11/27/09	*	16	5-10	0-1	3-3	2-2-4	4	0	0	0	1	13	
at UAB	12/2/09	*	32	5-9	1-1	6-7	0-5-5	4	2	5	0	2	17	
BELMONT	12/08/09	*	31	4-8	0-1	5-6	3-6-9	2	2	4	0	2	13	
TENNESSEE	12/11/09	*	31	1-6	0-2	1-2	1-3-4	4	2	2	0	0	3	
SIUE	12/13/09	*	29	8-12	0-0	2-2	3-8-11	4	1	5	0	0	18	
Totals			10	263	49-100	8-20	37-44	19-44-63	33	11	24	0	8	143

Minutes/game: 26.3
 Points/game: 14.3
 FG Pct: 49.0
 3FG Pct: 40.0
 FT Pct: 84.1

 Rebounds/game: 6.3
 Assists/game: 1.1
 Turnovers/game: 2.4
 Assist/turnover ratio: 0.5
 Steals/game: 0.8

HADDOCK'S CAREER STATISTICS

Year	GP-GS	Min	Avg	FG-A	Pct	3FG-A	Pct	FT-A	Pct	Off-Def-Tot	Avg	PF-FO	A	TO	Blk	Stl	Pts	Avg
2008-09	31-9	616	19.9	116-247	.470	7-22	.318	69-104	.663	67-94-161	5.2	103-8	33	55	5	19	308	9.9



J.T.
SULTON

30

FRESHMAN ■ FORWARD ■ 6-8 ■ 205
YAZOO CITY, MISS. (YAZOO CITY HS)

FRESHMAN (2009-10)

Three rebounds away from a double-double in first collegiate game ... Led team with seven rebounds, five of which were on defense ... One of four players in double figure scoring with 14 points ... 4 for 5 from the charity stripe and 5 for 9 in total field goals ... Also blocked one shot ... Went 11 for 16 against Ohio ... 6 for 7 from behind the line ... Scored 14 points in second straight game ... Fouled out after going 3 for 7 from the field and pulling down three rebounds ... Tallied seven points at North Carolina which included going 3 for 4 from the charity stripe ... Also had a team and season high eight rebounds ... Recorded third double-figure game with 12 against Cumberland ... Also pulled down six rebounds ... Against Tennessee was 3 for 4 from the field with eight points and five rebounds.

2009-10 Game-by-Game

	DATE	GS	MIN	FG	3FG	FT	O-D-T	PF	A	TO	BLK	S	PTS
KING COLLEGE	11/13/09		23	5-9	0-1	4-5	2-5-7	2	0	1	1	0	14
at Ohio Bobcats	11/15/09		24	6-7	0-1	2-2	1-2-3	4	0	2	0	1	14
at Marshall	11/17/09		17	3-7	0-1	0-0	1-2-3	5	0	3	0	0	6
LAMAR	11/19/09		19	2-3	0-0	0-0	0-5-5	3	0	0	0	1	4
at NC A&T	11/23/09		24	2-7	0-0	3-4	3-5-8	1	0	0	0	1	7
CUMBERLAND	11/27/09		21	4-8	0-0	4-5	3-3-6	2	1	1	0	1	12
at UAB	12/2/09	*	21	3-6	0-0	0-0	3-2-5	4	0	2	0	0	6
BELMONT	12/08/09		9	0-3	0-1	0-1	0-1-1	3	0	1	1	0	0
TENNESSEE	12/11/09	*	22	3-4	0-0	2-5	3-2-5	4	1	1	0	2	8
SIUE	12/13/09		12	0-1	0-0	2-2	3-2-5	1	0	3	0	0	2
Totals		2	192	28-55	0-4	17-24	19-29-48	29	2	14	2	6	73

Minutes/game: 19.2
 Points/game: 7.3
 FG Pct: 50.9
 3FG Pct: 0.0
 FT Pct: 70.8

 Rebounds/game: 4.8
 Assists/game: 0.2
 Turnovers/game: 1.4
 Assist/turnover ratio: 0.1
 Steals/game: 0.6
 Blocks/game: 0.2



**DESMOND
YATES**

31

**R-SENIOR ■ FORWARD ■ 6-7 ■ 220
SOMERVILLE, TENN. (FAYETTE-WARE HS)**

2009-10 (R-SENIOR)

Scored 20 points in his first game of the 2009-10 season to lead the team against Belmont ... Ended the game 9 for 17 from the field ... Pulled down four rebounds ... Against Tennessee scored a team high 26 points after going 11 for 19 from the field.

YATES' CAREER HIGHS

Points	32, at Houston Baptist (02/07/09)
Field Goals	13, 2X (last 02/07/09)
3-Pt. Field Goals	3, 2X (last 12/31/08)
Free Throws	15, at New Orleans (11/24/07)
Rebounds	13, vs. Troy (12/11/08)
Assists	4, at South Alabama (12/22/07)
Steals	3, vs. Arkansas State (01/22/09)
Blocked Shots	3, at FIU (02/09/08)
Minutes	45, at Arkansas State (02/04/08)

2008-09 Game-by-Game

	DATE	GS	MIN	FG	3FG	FT	O-D-T	PF	A	TO	BLK	S	PTS
BELMONT	12/08/09	*	25	9-17	1-5	1-2	2-2-4	5	0	0	0	0	20
TENNESSEE	12/11/09	*	36	11-19	2-5	2-2	3-1-4	1	0	2	0	0	26
SIUE	12/13/09	*	23	3-9	2-3	0-0	0-1-1	4	1	1	0	0	8
Totals			3	84	23-45	5-13	3-4	5-4-9	10	1	3	0	54

Minutes/game: 28.0
 Points/game: 18.0
 FG Pct: 51.1
 3FG Pct: 38.5
 FT Pct: 75.0

 Rebounds/game: 3.0
 Assists/game: 0.3
 Turnovers/game: 1.0
 Assist/turnover ratio: 0.3

YATES' CAREER STATISTICS

Year	GP-GS	Min	Avg	FG-A	Pct	3FG-A	Pct	FT-A	Pct	Off-Def-Tot	Avg	PF-FO	A	TO	Blk	Stl	Pts	Avg
2006-07	32-18	790	24.7	141-263	.536	19-51	.373	48-67	.716	34-76-110	3.4	88-4	6	52	14	11	349	10.9
2007-08	32-31	1022	31.9	200-348	.575	20-39	.513	91-113	.805	53-88-141	4.4	110-4	30	50	18	20	511	16.0
2008-09	32-32	964	30.1	228-394	.579	20-60	.333	74-94	.787	44-101-145	4.5	103-9	8	58	13	20	550	17.2
TOTAL	96-81	2776	28.9	569-1005	.566	59-150	.393	213-274	.777	131-265-396	4.1	301-17	44	160	45	51	1410	14.7



TREVOR
OTTLEY

32

JUNIOR ■ FORWARD ■ 6-9 ■ 210
HAYS, KAN. (GARDEN CITY CC)

JUNIOR (2009-10)

Entered the season opener in the final minutes ... Grabbed two defensive rebounds ... Block a shot and had two steals in first game as a BlueRaider...Pulled down three rebounds and scored four points against Ohio... At Marshall, played a season high 24 minutes ... Grabbed three rebounds, scored four points, blocked a shot and had one assist ... Grabbed a season high six rebounds at North Carolina A&T ... Scored seven points against Cumberland ... Also had four rebounds, one steal and one block ... Had four rebounds against UAB ... Scored eight points after going 4 for 7 from the field ... Against Tennessee blocked three shots, career high ... Also pulled down five rebounds.

2009-10 Game-by-Game

	DATE	GS	MIN	FG	3FG	FT	O-D-T	PF	A	TO	BLK	S	PTS
KING COLLEGE	11/13/09		7	0-0	0-0	0-0	0-2-2	1	0	0	1	2	0
at Ohio Bobcats	11/15/09		7	1-1	0-0	2-2	1-2-3	2	1	3	1	0	4
at Marshall	11/17/09		24	2-6	0-0	0-1	1-2-3	2	1	3	1	0	4
LAMAR	11/19/09		16	1-3	0-0	0-0	1-1-2	2	0	1	2	0	2
at NC A&T	11/23/09		23	0-2	0-0	0-0	1-5-6	2	1	2	0	1	0
CUMBERLAND	11/27/09		16	3-4	0-0	1-2	2-2-4	1	0	2	1	1	7
at UAB	12/2/09		11	1-2	0-0	0-0	2-2-4	3	0	1	0	0	2
BELMONT	12/08/09	*	17	4-7	0-0	0-0	2-2-4	5	1	5	0	1	8
TENNESSEE	12/11/09		17	1-3	0-0	0-0	1-4-5	2	0	0	3	1	2
SIUE	12/13/09		15	0-3	0-0	0-0	1-4-5	2	2	0	1	3	0
Totals		1	153	13-31	0-0	3-5	12-26-38	22	6	17	10	9	29

Minutes/game: 15.3
Points/game: 2.9
FG Pct: 41.9
FT Pct: 60.0

Rebounds/game: 3.8
Assists/game: 0.6
Turnovers/game: 1.7
Assist/turnover ratio: 0.4
Steals/game: 0.9
Blocks/game: 1.0



33
MATT
JOINES

SENIOR ■ GUARD ■ 6-4 ■ 180
MURFREESBORO, TENN. (HANOVER COLLEGE)

Senior (2009-10)

Entered the season opener in the final minutes ... Made two free throws against SIU Edwardsville ... Also had one rebound.

2009-10 Game-by-Game

	DATE	GS	MIN	FG	3FG	FT	O-D-T	PF	A	TO	BLK	S	PTS
KING COLLEGE	11/13/09	0	0-0	0-0	0-0	0-0-0	0	0	0	0	0	0	0
CUMBERLAND	11/27/09	1	0-0	0-0	0-0	0-0-0	0	0	0	0	0	0	0
SIUE	12/13/09	2	0-0	0-0	2-2	0-1-1	0	0	0	0	0	0	2
Totals		0	3	0-0	0-0	2-2	0-1-1	0	0	0	0	0	2

Minutes/game: 1.0
 Points/game: 0.7
 FT Pct: 100.0

Rebounds/game: 0.3



44
K.C.
ANUNA

R-SOPHOMORE ■ GUARD ■ 6-3 ■ 205
NASHVILLE, TENN. (MCGAVOCK HS)

JUNIOR (2009-10)

Entered the season opener in the final minutes ... Made his only field goal attempt to post two points in the game.

2009-10 Game-by-Game

	DATE	GS	MIN	FG	3FG	FT	O-D-T	PF	A	TO	BLK	S	PTS
KING COLLEGE	11/13/09	1	1-1	0-0	0-0	0-0-0	0	0	1	0	0	0	2
CUMBERLAND	11/27/09	1	0-0	0-0	0-0	0-0-0	0	0	0	0	0	0	0
Totals		0	2	1-1	0-0	0-0	0-0-0	0	0	1	0	0	2

Minutes/game: 1.0
 Points/game: 1.0
 FG Pct: 100.0

Turnovers/game: 0.5



**JAMES
GALLMAN**

34

**FRESHMAN ■ GUARD ■ 5-11 ■ 190
KNOXVILLE, TENN. (FULTON HS)**

FRESHMAN (2009-10)

Scored 18 points in first collegiate game ... Went 4 for 8 in three-point field goal attempts ... Perfect from the charity stripe with four ... Third on the team in scoring ... Went 4 for 4 from free throw line against Ohio ... Received first collegiate start at Marshall ... Played 10 minutes due to early foul trouble ... Helped lead an 11-0 run against North Carolina A&T ... Ended the game 3 for 12 from behind the arc with 11 total points ... Also had a season high five rebounds ... Scored team and season high 19 points against Cumberland ... Was a perfect 5 for 5 from the free throw line ... Scored five points and pulled down four rebounds against UAB ... Against Belmont scored 18 points after going 7 for 10 from the field ... Went 4 for 6 from behind the arc.

2009-10 Game-by-Game

	DATE	GS	MIN	FG	3FG	FT	O-D-T	PF	A	TO	BLK	S	PTS
KING COLLEGE	11/13/09		24	5-9	4-8	4-4	0-1-1	2	1	1	0	1	18
at Ohio Bobcats	11/15/09		23	0-5	0-3	4-4	0-1-1	5	2	2	0	0	4
at Marshall	11/17/09	*	10	0-0	0-0	0-0	0-0-0	2	1	2	0	0	0
LAMAR	11/19/09		16	2-4	0-2	1-1	0-0-0	1	1	1	0	0	5
at NC A&T	11/23/09		30	3-14	3-12	2-2	2-3-5	3	1	1	0	1	11
CUMBERLAND	11/27/09		25	5-11	4-9	5-5	0-1-1	0	1	1	0	0	19
at UAB	12/2/09		26	1-7	0-3	3-3	0-4-4	2	1	0	0	1	5
BELMONT	12/08/09		22	7-10	4-6	0-1	1-0-1	2	1	0	0	1	18
TENNESSEE	12/11/09	*	22	0-5	0-2	0-0	1-3-4	4	2	2	0	0	0
SIUE	12/13/09		20	2-6	1-3	4-5	0-1-1	2	1	3	0	0	9
Totals		2	218	25-71	16-48	23-25	4-14-18	23	12	13	0	4	89

Minutes/game: 21.8
Points/game: 8.9
FG Pct: 35.2
3FG Pct: 33.3
FT Pct: 92.0

Rebounds/game: 1.8
Assists/game: 1.2
Turnovers/game: 1.3
Assist/turnover ratio: 0.9
Steals/game: 0.4



45
THERYN
HUDSON

R-SENIOR ■ CENTER ■ 6-10 ■ 245
LA VERGNE, TENN. (LA VERGNE HS)

2009-10 (R-Senior)

Hudson returned from a season-ending injury ... Blocked two shots and grabbed five rebounds in first game back ... Had five rebounds and one steal against Ohio ... Fouled out at Marshall after grabbing four rebounds and scoring four points ... Was a perfect 2 for 2 from the free throw line ... Scored 10 points against Lamar after going 5 for 7 from the field ... Scored season high 13 points against Cumberland after going 6 for 8 from the field ... Also had four rebounds ... Scored 12 points against UAB, one of two Blue Raiders in double figures.

HUDSON'S CAREER HIGHS

Points	19, vs.ULM (3/5/08)
Rebounds	13, at WKU (1/2/08)
Assists	2, 5 times (last 11/23/07)
FG Made	8, vs. Belmont (12/12/07)
FG Attempted	11, 2 times (last 12/12/07)
3-Pt. FG Made	None
3-Pt. FG Attempted	None
FT Made	5, 2 times (last 3/5/08)
FT Attempted	9, vs. Troy (3/1/08)
Minutes	35, vs. UALR (2/7/08)

2009-10 Game-by-Game

	DATE	GS	MIN	FG	3FG	FT	O-D-T	PF	A	TO	BLK	S	PTS	
KING COLLEGE	11/13/09	*	17	1-1	0-0	0-0	0-5-5	4	0	1	2	0	2	
at Ohio Bobcats	11/15/09	*	17	1-4	0-0	0-0	3-2-5	3	0	3	0	1	2	
at Marshall	11/17/09	*	12	1-3	0-0	2-2	2-2-4	5	0	2	1	0	4	
LAMAR	11/19/09	*	22	5-7	0-0	0-1	4-1-5	3	1	1	0	0	10	
at NC A&T	11/23/09	*	12	1-2	0-0	0-0	2-0-2	3	0	0	0	1	2	
CUMBERLAND	11/27/09	*	19	6-8	0-0	1-2	2-2-4	3	0	0	1	0	13	
at UAB	12/2/09	*	24	6-8	0-0	0-1	1-2-3	3	0	0	2	0	12	
Totals			7	123	21-33	0-0	3-6	14-14-28	24	1	7	6	2	45

Minutes/game: 17.6
 Points/game: 6.4
 FG Pct: 63.6
 FT Pct: 50.0

Rebounds/game: 4.0
 Assists/game: 0.1
 Turnovers/game: 1.0
 Assist/turnover ratio: 0.1
 Steals/game: 0.3
 Blocks/game: 0.9

HUDSON'S CAREER STATISTICS

Year	GP-GS	Min	Avg	FG-A	Pct	3FG-A	Pct	FT-A	Pct	Off-Def-Tot	Avg	PF-FO	A	TO	Blk	Stl	Pts	Avg
2005-06	27-10	314	11.6	41-77	.532	0-0	.000	15-23	.652	23-35-58	2.1	51-1	11	15	16	3	97	3.6
2006-07	32-17	553	17.3	81-136	.596	0-0	.000	28-50	.560	38-78-116	3.6	86-2	8	35	20	9	190	5.9
2007-08	29-24	740	25.5	108-167	.647	0-0	.000	47-87	.540	59-99-158	5.4	106-5	14	48	24	11	263	9.1
2008-09	7-1	61	8.7	7-12	.583	0-0	.000	1-4	.250	7-10-17	2.4	8-0	2	6	1	0	15	2.1
TOTAL	95-52	1668	17.6	237-392	.605	0-0	.000	91-164	.555	127-222-349	3.7	251-8	35	104	61	23	565	5.9



**JOSH
JONES**

50

**SENIOR ■ FORWARD/CENTER ■ 6-9 ■ 230
GREENVILLE, N.C. (BRUNSWICK CC)**

SENIOR (2009-10)

Entered the season opener as a reserve player off the bench ... Went 3 for 3 against Belmont scoring six points ... Also pulled down two rebounds ... Blocked one shot against SIU Edwardsville.

JONES' CAREER HIGHS

Points	6, vs. Belmont (12/8/09)
Field Goals	2, vs. Belmont (12/8/09)
3-Pt. Field Goals	0
Free Throws	1, at New Orleans (01/24/09)
Rebounds	3, 2X (11/16/08)
Assists	1, 2x, last vs. Belmont (12/8/09)
Steals	1, 2X (last 12/11/08)
Blocked Shots	1, vs. ULM (01/31/09)
Minutes	10, 2X (last 02/21/09)

2009-10 Game-by-Game

	DATE	GS	MIN	FG	3FG	FT	O-D-T	PF	A	TO	BLK	S	PTS
KING COLLEGE	11/13/09	1	1	0-1	0-0	0-0	0-0-0	0	0	0	0	0	0
CUMBERLAND	11/27/09	4	4	1-3	0-0	0-0	2-0-2	2	0	0	0	0	2
BELMONT	12/08/09	3	3	3-3	0-0	0-0	2-0-2	1	1	0	0	0	6
TENNESSEE	12/11/09	1	1	0-0	0-0	0-0	1-0-1	0	0	0	0	0	0
SIUE	12/13/09	3	3	0-1	0-0	0-0	0-0-0	4	0	1	1	0	0
Totals		0	12	4-8	0-0	0-0	5-0-5	7	1	1	1	0	8

Minutes/game: 2.4
Points/game: 1.6
FG Pct: 50.0

Rebounds/game: 1.0
Assists/game: 0.2
Turnovers/game: 0.2
Assist/turnover ratio: 1.0
Blocks/game: 0.2

JONES' CAREER STATISTICS

Year	GP-GS	Min	Avg	FG-A	Pct	3FG-A	Pct	FT-A	Pct	Off-Def-Tot	Avg	PF-FO	A	TO	Blk	Stl	Pts	Avg
2008-09	17-0	64	3.8	5-9	.556	0-0	.000	1-6	.167	5-7-12	0.7	8-0	1	3	1	2	11	0.6