



Middle Tennessee

2009-10 MEN'S BASKETBALL

10 Conference Championships, 6 NCAA Appearances, 2 NIT Appearances

Middle Tennessee Athletic Communications • 1500 Greenland Drive • Murfreesboro, Tenn. 37132 • Fax (615) 898-5626

Jessica Stauffacher, Assistant Athletic Communications Director (Basketball Contact) • (615) 904-8115 • Email - stauffacher@goblueraiders.com

SCHEDULE/RESULTS

Overall Record: 13-11

Home: 9-5 Sun Belt: 8-4
 Away: 4-6 Neutral: 0-0

NOVEMBER

- 9 North Alabama (Exh-DH) W, 99-60
- 13 King College W, 93-73
- 15 Ohio University L, 81-68
- 17 Marshall L, 63-60
- 19 Lamar University W, 74-66
- 23 North Carolina A&T L, 65-56
- 27 Cumberland University W, 87-54

DECEMBER

- 2 UAB L, 65-64
- 8 Belmont University L, 83-71
- 11 #9 Tennessee^ (CSS) (DH) L, 75-54
- 13 SIU Edwardsville W, 83-58
- 22 Howard University W, 69-51
- 31 New Orleans* W, 63-58

JANUARY

- 2 Louisiana-Lafayette* W, 68-58
- 4 Vanderbilt (Fox Sports South) L, 73-53
- 7 Arkansas State* L, 69-67
- 9 UALR* W, 66-52
- 14 Florida International* L, 65-58
- 16 Florida Atlantic* L, 61-60
- 18 Western Kentucky* W, 47-46
- 21 Louisiana-Monroe* W, 69-60
- 23 Western Kentucky* (ESPN2) W, 84-74
- 28 New Orleans* W, 66-46
- 30 North Texas* W, 69-64

FEBRUARY

- 4 Troy* L, 70-67
- 6 South Alabama* (CSS) 1 p.m.
- 11 Denver* 7 p.m.
- 13 Houston Baptist 7 p.m.
- 18 Troy* 7 p.m.
- 20 South Alabama* 7 p.m.
- 25 Florida International* 7 p.m.
- 27 Florida Atlantic* 6 p.m.

MARCH

- 6-9 Sun Belt Tournament TBA

^ - Sommet Center

* - Sun Belt Conference game

Home games in **bold**

Note: All times listed are Central Time

Sulton grabs 11 rebounds while four score in double figures; Blue Raiders prepare for South Alabama



MIDDLE TENNESSEE BLUE RAIDERS

Record: 13-11, 8-4
Ranking: None
Coach: Kermit Davis
Alma Mater: Mississippi St.
Career record: 268-182/15
School record: 131-107/8
Contact: Jessica Stauffacher
Website: GoBlueRaiders.com
Last game: Feb. 4, 2010
 Loss, vs. Troy, 70-67



SOUTH ALABAMA JAGUARS

Record: 13-11, 5-7
Ranking: None
Coach: Ronnie Arrow
Alma Mater: SW Texas State
Career record: 173-124/11
School record: 307-215/19
Contact: Matt Horne
Website: USAJaguars.com
Last game: Feb. 4, 2010
 Win at New Orleans, 59-51

GAME INFORMATION

Date: Feb. 6, 2010
Location: Mitchell Center (10,000) in Mobile, Ala.
Tipoff: 1 PM (CT)
Television: CSS
Talent: Richard Cros (PXP), Shane Power (Analyst)
Radio: Blue Raider Network: WGNS 1450 AM, 560 AM, Internet
Talent: Chip Walters (PXP)

QUICK HITTERS: Middle Tennessee has the best SBC road record at 4-1 and is currently second behind South Alabama for most SBC road wins since the 2002-03 season with 34 ... Freshman J.T. Sulton pulled down a career high 11 rebounds against Troy; the first double figure rebound performance of his career ... Senior Desmond "Boogie" Yates became Middle Tennessee's all-time leading scorer after posting 28 at Western Kentucky ... Yates received the first Sun Belt Player of the Week honor by a Blue Raider after his impressive performances in the two games with WKU and ULM ... Head coach Kermit Davis is fifth-place on the Sun Belt All-Time Coaching Leaders by conference wins with 69 ... Davis is second among active coaches ... Middle Tennessee swept rival Western Kentucky for the first time since 1974-75 and did it in less than a calendar week.

Middle Tennessee Blue Raiders

Probable Starters

	Ht.	Wt.	Cl.	Hometown, Previous School	PPG	RPG	APG
G 4 Calvin O'Neil	6-4	190	r-Sr.	Newark, N.J. (Lutheran Christian Academy)	5.9	3.9	2.0
G 15 James Washington	6-0	170	Jr.	St. Louis, Mo./Indian Hills CC	11.3	2.8	3.6
F 24 Montarrio Haddock	6-5	235	Sr.	Greenville, N.C. (Brunswick CC)	13.6	6.3	1.3
F 30 J.T. Sulton	6-7	205	Fr.	Yazoo City, Miss./Yazoo City HS	5.3	4.3	0.5^
F 31 Desmond Yates	6-7	220	r-Sr.	Somerville, Tenn./Fayette-Ware HS	14.4	3.6	0.6

Reserves

G 5 Rod Emanuel	6-3	180	Jr.	Orlando, Fla./Santa Fe CC	6.2	3.2	1.3
G 10 Demario Williams	6-4	190	So.	Culleoka, Tenn./Culleoka HS	1.1	1.3	0.8
G 22 John David Little	6-3	180	Fr.	Olive Branch, Miss./Olive Branch HS	2.1	0.6	0.2
G 23 David Murray	6-4	210	Fr.	Leeds, Ala./Leeds HS	1.4	0.3	0.2*
F 32 Trevor Ottley	6-9	210	Jr.	Hays, Kan./Garden City CC	3.3	3.9	1.2*
G 33 Matt Joines	6-4	180	Sr.	Murfreesboro, Tenn./Hanover College	0.5	0.0	0.0
G 34 James Gallman	5-11	190	Fr.	Knoxville, Tenn./Fulton HS	7.6	1.7	1.3
F 44 KC Anuna	6-3	205	Jr.	Nashville, Tenn. (McGavock HS)	1.0	0.0	0.0
C 45 Theryn Hudson	6-10	245	r-Sr.	La Vergne, Tenn./La Vergne HS	4.9	3.2	0.9*
F 50 Josh Jones	6-9	230	Sr.	Greenville, N.C. (Brunswick CC)	0.8	0.5	0.1*

Head Coach: Kermit Davis, Eighth Season (Mississippi State 1982)

^ - steals * - blocked shots

Assistant Coaches: Win Case (Univ. of Science/Arts, Okla., 1977), Artie Pepelea (Wisconsin-Parkside, 1994), Al Pinkins (N.C. State, 1998)

Director of Operations: Mike Scutero (Central Florida, 2004)

QUICK FACTS

Location	Murfreesboro, Tenn.
Founded	1911
Enrollment	25,191
President	Dr. Sidney McPhee
Director of Athletics	Chris Massaro
Nickname	Blue Raiders
Colors	Royal Blue & White
Affiliation	Division I
Conference	Sun Belt
Arena	Murphy Center
Capacity	11,520

Basketball Staff

Head Coach	Kermit Davis
Alma Mater	Mississippi State/1982
Career Record (All levels)	268-182 (15th season)
Career Record (Div. I)	202-157 (12th Season)
Record at MT	131-107 (8th Season)
Assistant Coach	Win Case
Assistant Coach	Artie Pepelea
Assistant Coach	Al Pinkins
Director of Operations	Mike Scutero
Athletic Trainer	Drew Shea
MBB Secretary	Melinda Messick
Office Phone	(615) 898-2916

Athletic Communications

MBB Contact	Jessica Stauffacher
Office	(615) 904-8115
Cell	(615) 631-9523
Fax	(615) 898-5626
Email	stauffacher@goblueraiders.com
Press Row	(615) 898-2807

History

Seasons of basketball	88th
First season	1913-14
All-time record	1,032-964
NCAA Tournament Appearances	6/2-6
Last Appearance	1989
NIT Appearances	2/2-2
Last Appearance	1988

Blue Bits

MT's All-Time Record	1,032-964 (.517)
Consecutive games with 3PT field goal	425
Consecutive games/opponent under 100	80
100-Point games in MT history	64
100-Point games under Davis	0
Record vs. Top 25 teams under Davis	0-11
MT's record from 1913-30	73-37 (.664)
MT's record from 1931-40	49-80 (.380)
MT's record from 1941-50	69-68 (.504)
MT's record from 1951-60	103-145 (.415)
MT's record from 1961-70	101-133 (.432)
MT's record from 1971-80	162-105 (.607)
MT's record from 1981-90	178-120 (.597)
MT's record from 1991-00	146-135 (.520)
MT's record from 2001-Present	150-142 (.513)

2009-10 SUN BELT STANDINGS

EAST STANDINGS	OVERALL							SUN BELT			
	W	L	Pct	Stk.	Home	Away	Neutral	W	L	Pct.	Stk.
Middle Tennessee	13	11	.541	L1	9-5	4-6	0-0	8	4	.667	L1
Florida Atlantic	12	11	.521	L1	8-2	4-8	0-1	8	4	.667	L1
Troy	13	10	.545	W3	7-2	4-7	2-0	8	4	.667	W3
Western Kentucky	12	11	.521	L1	10-3	1-8	1-0	5	6	.454	L1
South Alabama	13	11	.541	W1	6-5	5-6	2-0	5	7	.416	W1
FIU	7	18	.280	L2	4-5	3-13	0-0	4	8	.333	L2

WEST STANDINGS	OVERALL							SUN BELT			
	W	L	Pct	Stk.	Home	Away	Neutral	W	L	Pct.	Stk.
Arkansas State	13	9	.590	L1	8-3	4-6	1-0	8	3	.727	L1
Louisiana-Lafayette	10	12	.454	W2	6-5	3-8	0-0	7	4	.636	W2
North Texas	14	8	.636	W1	9-2	5-6	0-0	7	5	.583	W1
Denver	13	9	.591	L2	12-1	1-8	0-0	6	5	.545	L2
ULM	10	14	.416	W1	8-4	2-10	0-0	5	8	.384	W1
UALR	7	15	.318	W2	7-4	0-11	0-0	3	8	.272	W2
New Orleans	7	16	.304	L5	6-4	1-9	0-0	2	10	.166	L5

GAMES DECIDED BY 5 POINTS OR LESS...

Middle Tennessee has played seven games this season that have been decided by five points or less. The Blue Raiders are 2-5 in those games with both wins at home in the friendly confines of Murphy Center. Four of Middle Tennessee's last seven games have been decided by five points or less which includes a win over rival Western Kentucky.

HADDOCK GUIDING TEAM...

Senior Montarrio Haddock has performed very well for the Blue Raiders in the last nine games. Haddock has had only two games during the stretch with less than eight rebounds and has double figuring scoring in every game. Middle Tennessee is 6-3 in that span. This season he has had eight or more rebounds and not scored in double figures just once.

O'NEIL TURNS IT UP A NOTCH...

Senior Calvin O'Neil is averaging 9.7 points per game in the last six games for the Blue Raiders. O'Neil's scoring average during the streak is almost double what it was to begin the season. O'Neil has been the leader on defense holding opponent's top scorers to below their normal per game scoring averages. In the last six games, he has 22 rebounds, four steals and two blocks. Against North Texas, O'Neil ended the game with 13 points, after going 5-9 from the field, four rebounds, three assists, one block and two steals in 35 minutes of action.

RECORD BREAKER...

Desmond "Boogie" Yates became the all-time leading scorer at Middle Tennessee as it defeated Western Kentucky, 84-74, on ESPN 2.

Needing just 22 points to claim the scoring title going into Saturday's game, Yates scored 13 in the first half. A layup by Yates after a pass from senior Calvin O'Neil made him the all-time leading scorer at Middle Tennessee and extended the Blue Raider lead to nine with 1:07 to play.

The Sommerville, Tenn., native ended the game with 28 points after going 8 for 12 from the field and 9 for 10 at the charity stripe. Yates now has 1,654 points in his career passing Robert Taylor who scored 1,622 during his career (1989-93) at Middle Tennessee.

Yates received Sun Belt Player of the Week honors after the impressive week where he averaged 19.3 points per game and 5.3 rebounds per game.

ROAD WARRIORS...

With the win over Western Kentucky, Middle Tennessee recorded its 34th Sun Belt road win since the 2002-03 season. The Blue Raiders are currently second behind South Alabama (35) in Sun Belt road wins during that span. Middle Tennessee has the best Sun Belt road record this season at 4-1.

DEFENSE PERFORMS WELL...

Middle Tennessee pulled down 33 rebounds against Vanderbilt. The Commodores also had 33 rebounds in the game but Middle Tennessee had 12 offensive rebounds to their seven.

The Blue Raiders have had 30 or more rebounds in all but two games this season. Middle Tennessee grabbed a season high 46 rebounds against Florida Atlantic.

The Blue Raiders have had double figure offensive rebounds in 15 games with a season high 16 against Arkansas State and Florida Atlantic.

DEEP BENCH PROVIDES OFFENSE..

Middle Tennessee's players who have come into games off the bench have scored 498 total points thus far this season. Against New Orleans the bench outscored the Privateers 33-4.

Middle Tennessee's bench has outscored the opponents in 15 games including five of the last nine games.

NEWCOMERS GUIDING BLUE RAIDERS...

Juniors James Washington and Rod Emanuel and freshmen James Gallman and J.T. Sulton have played in every game this season. Between the four of them they have scored 726 points and had 17 double-figure scoring games. Washington has scored 10 or more points in all but seven games this season and has three games with 20 points.

FRESHMAN DRAINS THREES...

Freshman James Gallman was 4 for 6 from behind the arc at UALR which included joining with senior Desmond Yates to go on a 16-0 run with just three-pointers. This season he has made 35 shots from behind the arc which includes two in the last four minutes against Troy to give the Blue Raiders a chance at taking a win. Gallman ended the game 3-8 making it the seventh time this season he has made three or more three-pointers in a game.

vs. WESTERN KENTUCKY...

The Blue Raiders swept rival Western Kentucky in the regular season for the first time since the 1974-75 season. Middle Tennessee won the first meeting, 47-46, on a Monday and five days later 84-74 on national television.

SUN BELT ACTION...

Middle Tennessee opened Sun Belt play with a 63-58 road win over New Orleans. The Blue Raiders had a big run at the end of the first half and used the momentum throughout the second half to take the win. Middle Tennessee returned home and used a 10-0 run late in the second half to take a 68-58 win over Louisiana.

The Blue Raiders tied the game with 5.3 seconds to play after a three-pointer by senior Montarrío Haddock but Arkansas State drove the floor and hit a jumper with .7 seconds to give the Red Wolves a 69-67 win. Senior Desmond Yates and freshman James Gallman drained four threes and one jumper for an 18-0 run which guided

Tracking the Blue Raiders...

Opponent	Big Lead	Big Deficit	Best Run	Opp. Run	Record
King College	93-70 (23)	19-29 (10)	8-0	9-0	1-0
at Ohio University	-	11-0 (11)	13-2	11-0	1-1
at Marshall	54-51 (3)	23-16 (7)	11-3	14-2	1-2
Lamar University	66-52 (14)	14-6 (8)	23-6	6-0	2-2
at North Carolina A&T	6-4 (2)	46-34(12)	11-0	16-8	2-3
Cumberland University	87-50 (37)	10-7 (3)	20-0	3-0	3-3
at UAB	39-24 (5)	64-59 (5)	10-5	8-0	3-4
Belmont	24-22 (2)	83-71 (12)	8-0	8-0	3-5
Tennessee	2-0 (2)	72-48 (24)	7-1	17-2	3-6
SIU Edwardsville	83-58 (25)	6-2 (4)	14-7	6-2	4-6
Howard	52-19 (33)	-	20-5	15-4	5-6
at New Orleans*	41-30 (11)	12-4 (8)	18-0	8-0	6-6
Louisiana-Lafayette*	67-54 (13)	33-29 (4)	10-0	4-0	7-6
at Vanderbilt	2-0 (2)	73-53 (20)	11-5	11-4	7-7
at Arkansas State*	52-47 (5)	63-58 (5)	8-2	8-0	7-8
at UALR*	54-37 (17)	19-15 (4)	18-0	12-4	8-8
Florida International*	12-9 (3)	47-30 (17)	8-0	16-5	8-9
Florida Atlantic*	51-40 (11)	27-20 (7)	19-2	12-7	8-10
Western Kentucky*	37-24 (13)	45-44 (1)	14-6	10-2	9-10
at Louisiana-Monroe*	41-24 (17)	-	11-6	9-5	10-10
at Western Kentucky* (ESPN2)	66-49 (17)	30-28 (2)	13-5	13-3	11-10
New Orleans*	54-31 (21)	10-9 (1)	20-0	2-0	12-10
North Texas*	22-10 (12)	-	13-4	9-2	13-10
Troy*	-	33-21 (12)	11-6	13-4	13-11
at South Alabama*	0-0	0-0	0-0	0-0	0-0
Denver*	0-0	0-0	0-0	0-0	0-0
Houston Baptist	0-0	0-0	0-0	0-0	0-0
at Troy*	0-0	0-0	0-0	0-0	0-0
South Alabama*	0-0	0-0	0-0	0-0	0-0
at Florida International*	0-0	0-0	0-0	0-0	0-0
at Florida Atlantic*	0-0	0-0	0-0	0-0	0-0

2009-10 SBC Preseason Coaches Poll

First-place votes in parenthesis

East Division

- 1. WKU (12)77 points
- 2. Troy (1)62 points
- 3. **Middle Tennessee** **53 points**
- 4. South Alabama40 points
- 5. Florida Atlantic.....21 points
- 6. FIU20 points

West Division

- 1. North Texas (9)85 points
- 2. Denver (1)73 points
- 3. Louisiana-Lafayette (1)56 points
- 4. UALR (1)53 points
- 5. Louisiana-Monroe (1)45 points
- 6. Arkansas State36 points
- 7. New Orleans17 points

2008-09 Preseason All-SBC Team

First Team

- Nate Rohnert, Denver
- Desmond Yates, Middle Tennessee**
- Eric Tramiel, North Texas
- Brandon Hazzard, Troy
- A.J. Slaughter, WKU

Third Team

- Donald Boone, Arkansas State
- Tony Hooper, Louisiana-Monroe
- Malcolm Thomas, Louisiana-Monroe
- Michael Vogler, Troy
- Jeremy Evans, WKU

Second Team

- Chris Gradnigo, Louisiana-Lafayette
- Josh White, North Texas
- Richard Delk, Troy
- Sergio Kersch, WKU
- Steffphon Pettigrew, WKU

Player of the Year

- AJ Slaughter, WKU

MEDIA INFORMATION

Blue Raider basketball is on the air! The 2009-10 basketball season marks the fourth year of the Blue Raider Network under the umbrella of a joint venture between Middle Tennessee athletics and Nelligan Sports Marketing. Nelligan started managing the exclusive athletics marketing rights in January 2007.

The Blue Raider Network, which actually debuted in the early 1960s, is blessed with two flagship stations for men's basketball and football. The local flagship is WGNS 1450 AM in Murfreesboro, and 560 AM.

Middle Tennessee fans throughout the southeast region also can follow their favorite teams on WMOT FM 89.5, which reaches a three-state area.

The combination of the three stations provides coverage to Middle Tennessee sports fans in a 100-mile radius of Murfreesboro.

WGNS and 560 AM carry all Blue Raider men's basketball games along with the Kermit Davis radio show.

WGNS, which made its return to carrying Blue Raider athletics in 2005, blankets the local area by reaching to McMinnville to the east, Columbia to the west, and Gallatin to the north.

All Blue Raider men's basketball broadcasts can also be heard on the Internet at GoBlueRaiders.com.

CHIP WALTERS

Play-by-Play

Chip Walters begins his 18th season in the booth for Middle Tennessee and his first as the "Voice of the Blue Raiders." Walters, who spent the previous six years as a

color analyst for football, took over the play-by-play duties for football and men's basketball in April 2009.

Walters holds the third-longest tenure for Middle Tennessee broadcasters behind only the late Monte Hale and current women's basketball and baseball broadcaster Dick Palmer.

In addition to these duties, Walters hosts the Rick Stockstill and Kermit Davis radio shows, emcees various Blue Raider events, and is the host of the Two-Minute Drill on GoBlueRaiders.com. Walters also sells corporate sponsorships for Nelligan Sports Marketing.

Pregame Interviews

Middle Tennessee players will not be available for any media activities on the day of the game at home or away; however, head coach Kermit Davis will be available following the team's gameday preparation practice. Media are suggested to contact Jessica Stauffacher in advance to arrange this interview.

Postgame Interviews

The Middle Tennessee locker room is closed at home and on the road. Requested players will be made available in the media room at all home games following a 10-minute cooling off period. Head Coach Kermit Davis will be brought to the media room and then he will conduct his postgame radio show at press row.

Middle Tennessee in a 66-52 win over UALR.

Middle Tennessee lost two at home to FIU and FAU but ended the three-game home stand on a high note with a 47-46 win over Western Kentucky. Junior James Washington hit a three-pointer with 8.1 seconds on the clock to give the Blue Raiders a 47-46 lead and the defense came through in the clutch giving Middle Tennessee the win. The Blue Raiders led throughout the game trailing only after two free throws by Western Kentucky's Jeremy Evans with 1:22 remaining. Middle Tennessee took a time

out and drew up the play to go for the win and snap a two-game losing streak.

After defeating Western Kentucky at home the Blue Raiders won four straight conference games. Two of those were on the road at ULM and Western Kentucky and the other two were at home against North Texas and New Orleans.

ANY DAY ANY TIME...

Middle Tennessee has played everyday of the week this season. The Blue Raiders are currently best on Saturday with a 4-1 record.

DOUBLE-DOUBLE...

Senior Montarrio Haddock recorded the first double-double by a Blue Raider this season after scoring 18 points and pulling down 11 rebounds against SIU Edwardsville. The Greenville, N.C., native scored 23 points and grabbed 11 rebounds against FIU to post the second double-double by a Blue Raider this season.

There have been 497 double-doubles in Blue Raider basketball history dating back to the 1970-71 season.

YATES COMES OUT STRONG...

In his first appearance of the 2009-10 season, senior forward Desmond Yates scored 20 points. Yates led all scorers after going 9 for 17 from the field. Yates continued his impressive start to the season scoring 26 against No. 9 Tennessee. He ended the game 11 for 19 from the field.

WASHINGTON RECEIVES TOP PLAY NOD...

James Washington's driving scoop layup against Tennessee on Friday night earned him the No. 1 play on SportsCenter's Top-10 plays.

Washington's layup came with 13 minutes in the second half and kept the Blue Raiders within Tennessee's reach.

The Saint Louis, Mo., native ended the night with 11 points and went 6 for 10 from the free throw line. He also had three assists, two rebounds and two steals on the night.

IN THE GLASS HOUSE...

Middle Tennessee has won nine of its 14 games in the Murphy Center. The Blue Raiders have outscored their opponents at home 912-795.

GLOBAL SPORTS CHALLENGE...

The Blue Raiders ended the Global Sports Challenge 1-3, its one win was against Lamar 74-66. Marshall, North Carolina A&T, Ohio and Lamar competed in the exemption tournament along with the Blue Raiders.

CHARITY STRIPE GOOD FOR MT...

Middle Tennessee has shot 60 percent or better in all but five games this season. The Blue Raiders shot a season high 88.5 percent at ULM after going 23 for 26.

NUMEROLOGY

3

Middle Tennessee head coach Kermit Davis is No. 3 on the school's all-time wins list with 131 victories.

7

Middle Tennessee has seven newcomers on the 2009-10 squad.

9

Number games where senior Montarrio Haddock has scored in double figures and grabbed eight or more rebounds.

15

Number of times Middle Tennessee's bench has out-scored the opponent's bench this season.

28

Middle Tennessee senior forward Desmond Yates has 28 career games with 20 or more points. The Blue Raiders are 20-8 in those contests.

34

Middle Tennessee's 34 Sun Belt Conference road wins are second-most of any league member since 2002-03 - Kermit Davis' first season at Middle Tennessee.

40

Blue Raiders are 40-1 under Kermit Davis when scoring 80 or more points.

268

Career wins for Kermit Davis as head coach.

425

Consecutive games Middle Tennessee has made at least one 3-point field goal.

1,000

Desmond Yates (1,654) joined an elite group of 1,000- point scorers at Middle Tennessee and is Middle Tennessee's all-time leading scorer.

**2009-10 SBC Statistics
Through February 1, 2010**

Team	All	SBC
Scoring		
Scoring Defense	11th (67.3)	10th (65.2)
Scoring Margin	1st (63.5)	1st (59.4)
Scoring Margin	1st (+3.9)	2nd (+5.8)
Field Goal %	8th (.432)	10th (.430)
Field Goal % Def.	7th (.439)	2nd (.406)
Free Throw %	1st (.744)	2nd (.749)
3-Pt. Field Goal %	5th (.357)	6th (.365)
3-Pt. Field Goal % Def.	3rd (.329)	2nd (.289)
Rebounding Margin	2nd (+2.4)	2nd (+2.9)
Assists	11th (11.0)	10th (10.9)
Assist/Turnover Ratio	11th (0.8)	9th (0.9)
Steals	7th (6.2)	6th (6.1)
Blocks	11th (2.3)	9th (2.4)
Individual		
	All	SBC
Scoring		
Montarrio Haddock	15th (13.8)	12th (14.3)
Desmond Yates	-	13th (14.1)
James Washington	26th (11.1)	30th (10.5)
Rebounds		
Montarrio Haddock	10th (6.5)	16th (7.5)
Field Goal Percentage		
Montarrio Haddock	13th (.495)	-
Free-Throw Percentage		
Montarrio Haddock	2nd (.849)	7th (.854)
Desmond Yates	-	4th (.875)
James Washington	-	11th (.796)
3-Point Field Goal Percentage		
Desmond Yates	-	6th (.469)
James Gallman	-	13th (.389)
Assists		
James Washington	10th (3.6)	10th (3.5)
Calvin O'Neil	-	14th (2.6)
Assist/Turnover Ratio		
James Washington	8th (1.4)	6th (1.8)
Steals		
James Washington	9th (1.5)	-
Blocked Shots		
Trevor Ottley	6th (1.2)	6th (1.2)

FRESHMAN GETS FIRST START...

Freshman James Gallman became the first freshman to start a game for the Blue Raiders this season. Gallman started against Marshall but did not have big numbers as he had in the previous two games due to foul trouble.

SCORING DROUGHTS RESULT IN LOSSES...

In each half of Middle Tennessee's game at Ohio the Blue Raiders were outscored 11-0 in the first five minutes of action. Middle Tennessee did recover later cutting the lead to five twice and took a 13-2 run to end the first half down by just four-points.

After going on an 11-0 run in the second half to cut the North Carolina A&T lead the Blue Raiders had only two field goals from the 6:32 to the 1:17 mark of the second half and ended up losing the game by nine points.

HADDOCK FOR 20...

Senior Montarrio Haddock picked up his second straight 20-point game as he scored a season-high 25 against Ohio.

NEWCOMERS START STRONG...

Three of Middle Tennessee's top four scorers in its opening game are new to the team this season. Junior James Washington and freshmen James Gallman and J.T. Sulton accounted for 56 of the Blue Raiders 93 points with Washington leading the team with 24.

HOT FROM BEHIND THE ARC...

Middle Tennessee made 13 three-point shots in the season opener with King College. The team was just two shy of tying the record for threes made in a game and three away from breaking it. Washington and Gallman accounted for nine of the shots from behind the mark. Washington went 5 for 6 while Gallman was 4 for 8.

SULTON STRONG ON BOTH SIDES OF BALL...

Freshman J.T. Sulton was just three rebounds short of a double-double in his first collegiate game. Sulton had 14 points and a team high seven rebounds in the season opener against King College.

FRESHMAN FIRST...

Freshman John David Little's first collegiate basket came after a goaltending call against King College.

PICKED THIRD IN EAST...

Middle Tennessee was picked to finish third following a vote of the league's head coaches.

The Blue Raiders followed Western Kentucky, who received 12 of the 13 first place votes, and Troy, who were picked to finish at the top of the East Division.

"Boogie" Nights



Junior forward Desmond "Boogie" Yates has 28 career games with 20-plus points, including 11 during the 2008-09 season. The Blue Raiders are 20-8 in those games. Following is a game-by-game look

at such games:

Date	Opponent	Points	W/L
1/23/10	Western Kentucky	28	W
12/11/09	#9 Tennessee	26	L
12/8/09	Belmont	20	L
02/26/09	FIU	23	W
02/07/09	Houston Baptist	32	W
01/24/09	New Orleans	22	L
01/08/09	Florida Atlantic	20	W
12/31/08	North Texas	25	W
12/22/08	Missouri State	22	W
12/20/08	UC-Irvine	22	W
12/15/08	UT-Martin	21	L
12/11/08	Troy	27	W
12/07/08	SIU-Edwardsville	25	W
11/14/08	Trevecca	20	W
03/05/08	UL-Monroe	22	W
02/14/08	South Alabama	26	W
02/04/08	Arkansas State	28	W
01/24/08	UL-Monroe	24	L
01/19/08	New Orleans	30	W
01/16/08	Troy	24	W
01/05/08	Denver	23	W
12/18/07	FIU	23	W
12/12/07	Belmont	20	W
12/01/07	Houston	21	L
02/15/07	FIU	21	L
01/17/07	Arkansas State	23	L
01/13/07	New Orleans	21	W
11/27/06	Belmont	23	W

Wins by SBC members since 2002-03 (including SBC Tourn.)

1. Western Kentucky	102
2. South Alabama	82
3. Louisiana-Lafayette	85
4. Middle Tennessee	79
5. UALR	73
6. North Texas	62
7. Denver	59
8. New Orleans	58
9. Arkansas State	51
10. Troy	38
11. FIU	36
12. Florida Atlantic	27
13. Louisiana-Monroe	26

ROAD wins of SBC members since 2002-03

1. South Alabama	35
2. Middle Tennessee	34
3. Western Kentucky	32
4. UALR	28
5. Louisiana-Lafayette	26
6. North Texas	24
7. Arkansas State	18
t8. New Orleans	16
t8. Troy	16
10. Denver	12
11. FIU	9
12. Florida Atlantic	8
13. Louisiana-Monroe	7

RECORD WATCH

MIDDLE TENNESSEE CAREER RECORDS WATCH

Rank	Scoring Player	Pts
1.	Desmond Yates (2006-)	1,654
2.	Robert Taylor (1989-93)	1,622
3.	Kerry Hammonds (1984-89)	1,616
4.	Tommy Gunn (2000-04)	1,528
5.	Willie Brown (1966-69)	1,524
6.	Randy Henry (1985-89)	1,484
7.	Ken Trickey (1951-55)	1,456
8.	Tim Sisneros (1972-76)	1,426
8.	Chris Rainey (1986-89)	1,426
10.	Greg Joyner (1976-79)	1,424
11.	Sleepy Taylor (1974-78)	1,421
12.	Jerry Beck (1978-82)	1,401
13.	Tim Gaither (1992-96)	1,318
14.	Kevin Kanaskie (2005-09)	1,251
15.	Bob Burden (1958-61)	1,242
16.	John Price (1953-59)	1,215
17.	Warren Kidd (1990-93)	1,165
18.	Kim Cooksey (1984-86)	1,160
19.	Harry Gupton (1949-52)	1,154
20.	Ty Baynham (1985-88)	1,125
21.	Fred Allen (1973-76)	1,108
22.	Doug Shrader (1953-56)	1,094
23.	Render Carden (1953-56)	1,090
24.	Chris Harris (1978-82)	1,070
25.	Lee Nosse (1997-02)	1,056

Field Goal Percentage Leaders

Rank	Player	Total
1.	Warren Kidd (496-747)	.664
2.	Theryn Hudson (260-429)	.606
3.	Jerry Beck (513-866)	.592
4.	Bob Martin (331-577)	.574
5.	Kyle Young (318-555)	.573
6.	Quincy Vance (376-661)	.569
7.	Desmond Yates (664-1213)	.547

3-PT Field Goal Percentage Leaders

Rank	Player	Total
1.	Chris Rainey (180-382)	.471
2.	Jonathan Whitworth (63-144)	.438
3.	Adam Vogelsberg (68-163)	.417
4.	Nod Carter (106-257)	.412
5.	Kelvin Hammonds (73-181)	.403
6.	Desmond Yates (80-200)	.400
t7.	Tommy Gunn (185-469)	.394
t7.	Torrey Moore (87-221)	.394

Drawing a crowd

Top 5 attendance marks for Middle Tennessee men's basketball games in the 37th season playing in Murphy Center.

#	Attend.	Opponent	Date
1	11,807	Western Kentucky	02/26/04
2	11,802	Tennessee	11/21/08
3	11,800	Tennessee Tech	02/08/75
4	11,600	Austin Peay	01/26/74
5	11,520	Western Kentucky	03/01/75
5	11,520	Tennessee	03/18/88

PRESEASON HONORS...

Senior Desmond "Boogie" Yates was named to the First Team All-Sun Belt Preseason team. Yates was the only Blue Raider named to the preseason team after rounding out the 2008-09 season as a First Team selection.

The Somerville, Tenn., native reached 1,000 points in his career as a junior while scoring 550 points during the season. Yates also had 145 total rebounds, 13 blocks and 20 steals during the 2008-09 campaign.

IT'S ALL IN THE LETTER J...

Six players on the 2009-10 squad have first or last names that begin with the letter J (James Gallman, Matt Joines, Josh Jones, John David Little, J.T. Sulton, James Washington).

DID YOU KNOW...

Middle Tennessee has hit at least one 3-pointer in 425 consecutive games. The last time the Blue Raiders failed to hit a shot from beyond the arc was Jan. 20, 1996 at Morehead State.

YATES' SCORING BINGES KEY VICTORIES...

Desmond "Boogie" Yates has registered 28 games with 20-plus points in his career and the Blue Raiders are 20-8 in those games. He has scored double figures in 86 of 113 career games (77 percent). He had a string of 15 consecutive double figure scoring games snapped with eight vs. Tennessee (11/21/08) after getting into early foul trouble. He has scored double figures in 64 of 68 overall. He has been the team's leading scorer in 55 of 109 career games.

WHAT'S IN A NAME?...

Junior forward Desmond Yates' nickname is "Boogie," which he says was given to him by his grandmother when he was 1-year-old. Yates isn't sure why his grandmother gave him the particular nickname but he has always liked it and prefers to go by "Boogie," as opposed to Desmond.

Haddock Guides Scoring



Senior Montarrio Haddock has guiding the Blue Raiders in scoring and rebounds throughout the season. Haddock has scored in double figures in 18 of 23 games this season. He has 10 games with eight or more rebounds and double figure points. Following is a game-by-game look at such games:

Date	Opponent	Pts	Reb	W/L
11/17/09	Marshall	9	8	L
12/8/09	Belmont	13	9	L
12/13/09	SIU-Edwardsville	18	11	W
1/9/10	UALR	13	9	W
1/14/10	FIU	23	10	L
1/16/10	Florida Atlantic	11	8	L
1/18/10	Western Kentucky	11	8	W
1/21/10	ULM	11	8	W
1/28/10	New Orleans	14	8	W
1/30/10	North Texas	15	8	W

Gallman For Three



Freshman James Gallman has recorded three or more three-pointers in seven games this season. The Blue Raiders are 4-3 in those games. Following is a game-by-game look at such games:

Date	Opponent	3-ptr	W/L
11/13/09	King College	4	W
11/23/09	NC A&T	3	L
11/27/09	Cumberland	4	W
12/08/09	Belmont	4	L
12/31/09	New Orleans	3	W
1/9/10	UALR	3	W
2/4/10	Troy	3	L

2009-10 Statistics

RECORD:	OVERALL	HOME	AWAY	NEUTRAL
ALL GAMES	13-11	9-5	4-6	0-0
CONFERENCE	8-4	4-3	4-1	0-0
NONCONFERENCE	5-7	5-2	0-5	0-0

##	Player	GP-GS	Min.-Avg.	FG-A	Pct.	3FG-A	Pct.	FT-A	Pct.	OR-DR-Tot	Avg.	PF	FO	A	TO	Blk.	Stl.	Pts	Avg.
04	O'Neil, Calvin	24-20	677-28.2	50-116	.431	2-6	.333	39-61	.639	40-53-93	3.9	39	1	49	33	3	17	141	5.9
05	Emanuel, Rod	24-16	519-21.6	54-143	.378	16-57	.281	24-41	.585	2-74-76	3.2	47	1	30	41	3	18	148	6.2
10	Williams, Demario	14-3	152-10.9	6-29	.207	1-3	.333	3-5	.600	2-16-18	1.3	12	0	11	10	1	5	16	1.1
15	Washington, James	24-20	803-33.5	72-196	.367	40-112	.357	86-113	.761	10-56-66	2.8	61	2	86	63	1	33	270	11.3
22	Little, John David	10-0	41-4.1	8-13	.615	3-4	.750	2-5	.400	0-6-6	0.6	0	0	2	1	0	0	21	2.1
23	Murray, David	12-0	35-2.9	7-14	.500	0-2	.000	3-4	.750	1-2-3	0.3	4	0	0	2	2	2	17	1.4
24	Haddock, Montarrio	23-20	643-28.0	108-223	.484	16-41	.390	81-95	.853	44-102-146	6.3	75	3	29	50	3	20	313	13.6
30	Sulton, J.T.	24-8	418-17.4	49-100	.490	0-4	.000	28-41	.683	44-60-104	4.3	69	3	3	31	4	13	126	5.3
31	Yates, Desmond	17-17	476-28.0	95-208	.457	21-50	.420	33-38	.868	24-38-62	3.6	60	4	11	15	3	6	244	14.4
32	Ottley, Trevor	23-5	347-15.1	30-68	.441	0-0	.000	17-29	.586	30-59-89	3.9	62	2	9	27	27	20	77	3.3
33	Joines, Matt	4-0	4-1.0	0-0	.000	0-0	.000	2-2	1.000	0-1-1	0.3	0	0	0	0	0	0	2	0.5
34	Gallman, James	24-3	519-21.6	55-140	.393	35-96	.365	37-44	.841	5-35-40	1.7	50	1	30	35	0	9	182	7.6
44	Anuna, K.C.	2-0	2-1.0	1-1	1.000	0-0	.000	0-0	.000	0-0-0	0.0	0	0	0	1	0	0	2	1.0
45	Hudson, Theryn	10-8	143-14.3	23-37	.622	0-0	.000	3-6	.500	15-17-32	3.2	29	1	1	10	9	2	49	4.9
50	Jones, Josh	10-0	20-2.0	4-9	.444	0-0	.000	0-0	.000	5-0-5	0.5	7	0	1	2	1	1	8	0.8
TM	TEAM.....									36-40-76	3.2	1		7				0	
	Total.....	24		562-1297	.433	134-375	.357	358-484	.740	258-559-817	34.0	516	18	262	328	57	146	1616	67.3
	Opponents.....	24		512-1163	.440	129-392	.329	377-582	.648	205-555-760	31.7	452	-	261	361	77	138	1530	63.8

SCORE BY PERIODS:	1st	2nd	OT	Total
Middle Tennessee	754	862	-	1616
Opponents	715	815	-	1530

DEADBALL REBOUNDS:	OFF	DEF	TOTAL
Middle Tennessee	46	1	47
Opponents	91	2	93

TEAM STATISTICS

	MT	OPP
Scoring		
Scoring	1616	1530
Points per game	67.3	63.8
Scoring margin	+3.6	-
FIELD GOALS		
Attempted	562-1297	512-1163
Field goal pct433	.440
3 POINT FG		
Attempted	134-375	129-392
3-point FG pct357	.329
3-pt FG made per game	5.6	5.4
FREE THROWS		
Attempted	358-484	377-582
Free throw pct740	.648
F-Throws made per game	14.9	15.7
REBOUNDS		
Total	817	760
Rebounds per game	34.0	31.7
Rebounding margin	+2.4	-
ASSISTS		
Total	262	261
Assists per game	10.9	10.9
TURNOVERS		
Total	328	361
Turnovers per game	13.7	15.0
Turnover margin	+1.4	-
Assist/turnover ratio	0.8	0.7
STEALS		
Total	146	138
Steals per game	6.1	5.8
BLOCKS		
Total	57	77
Blocks per game	2.4	3.2
ATTENDANCE		
Total	51196	38791
Home games-Avg/Game	14-3657	10-3879

RESULTS

Date	Opponent	W/L	Score	Attendance
11/13/09	KING COLLEGE	W	93-73	2400
#11/15/09	at Ohio Bobcats	L	68-81	3355
#11/17/09	at Marshall	L	60-63	4598
#11/19/09	LAMAR	W	74-66	2717
#11/23/09	at North Carolina A&T	L	56-65	189
11/27/09	CUMBERLAND	W	87-54	2658
12/2/09	at UAB	L	64-65	3207
12/08/09	BELMONT	L	71-83	2738
12/11/09	TENNESSEE	L	54-75	14516
12/13/09	SIU EDWARDSVILLE	W	83-58	2200
12/22/09	HOWARD	W	69-51	2412
*12/31/09	at New Orleans	W	63-58	365
*1/2/10	LOUISIANA	W	68-58	2501
1/04/10	at Vanderbilt	L	53-73	12383
*1/7/10	at Arkansas State	L	67-69	1634
*1/9/10	at UALR	W	66-52	4114
*1/14/10	FIU	L	58-65	2614
*1/16/10	FLORIDA ATLANTIC	L	60-61	2890
*1/18/10	WESTERN KENTUCKY	W	47-46	3605
*1/21/10	at ULM	W	69-60	1215
*1/23/10	at Western Kentucky	W	84-74	6026
*1/28/10	NEW ORLEANS	W	66-46	3628
*1/30/10	NORTH TEXAS	W	69-64	3012
*2/04/10	TROY	L	67-70	3305

- Global Sports Challenge
* - Sun Belt Conference Match

2009-10 Sun Belt Statistics

RECORD: CONFERENCE	OVERALL 8-4	HOME 4-3	AWAY 4-1	NEUTRAL 0-0
-----------------------	----------------	-------------	-------------	----------------

#	Player	GP-GS	Min.-Avg.	FG-A	Pct.	3FG-A	Pct.	FT-A	Pct.	OR-DR-Tot	Avg.	PF	FO	A	TO	Blk.	Stl.	Pts	Avg.
04	O'Neil, Calvin	12-12	382-31.8	32-67	.478	2-3	.667	25-40	.625	19-37-56	4.7	17	0	31	24	2	8	91	7.6
05	Emanuel, Rod	12-5	225-18.8	27-61	.443	3-18	.167	9-18	.500	1-29-30	2.5	21	0	11	18	2	12	66	5.5
10	Williams, Demario	6-2	53-8.8	1-8	.125	0-0	.000	0-0	.000	0-2-2	0.3	5	0	2	2	0	1	2	0.3
15	Washington, James	12-9	402-33.5	32-95	.337	19-56	.339	48-60	.800	7-31-38	3.2	34	1	42	25	1	11	131	10.9
22	Little, John David	1-0	2-2.0	0-0	.000	0-0	.000	0-0	.000	0-0-0	0.0	0	0	0	0	0	0	0	0.0
23	Murray, David	2-0	14-7.0	4-7	.571	0-1	.000	3-4	.750	1-1-2	1.0	1	0	0	1	0	2	11	5.5
24	Haddock, Montarrio	11-10	337-30.6	54-115	.470	8-20	.400	37-43	.860	24-55-79	7.2	39	2	14	24	3	10	153	13.9
30	Sulton, J.T.	12-6	205-17.1	20-40	.500	0-0	.000	10-15	.667	23-30-53	4.4	30	0	1	17	2	6	50	4.2
31	Yates, Desmond	12-12	335-27.9	60-138	.435	15-33	.455	28-32	.875	14-28-42	3.5	42	3	9	9	3	5	163	13.6
32	Ottley, Trevor	11-2	152-13.8	13-27	.481	0-0	.000	10-18	.556	12-27-39	3.5	33	1	3	7	13	10	36	3.3
33	Joines, Matt	1-0	1-1.0	0-0	.000	0-0	.000	0-0	.000	0-0-0	0.0	0	0	0	0	0	0	0	0.0
34	Gallman, James	12-1	266-22.2	24-59	.407	17-44	.386	12-16	.750	1-18-19	1.6	26	0	15	19	0	5	77	6.4
45	Hudson, Theryn	3-1	20-6.7	2-4	.500	0-0	.000	0-0	.000	1-3-4	1.3	5	0	0	3	3	0	4	1.3
50	Jones, Josh	3-0	6-2.0	0-1	.000	0-0	.000	0-0	.000	0-0-0	0.0	0	0	0	0	0	1	0	0.0
TM	TEAM.....									16-21-37	3.1	0		2				0	
	Total.....	12		269-622	.432	64-175	.366	182-246	.740	119-282-401	33.4	253	7	128	151	29	71	784	65.3
	Opponents.....	12		234-567	.413	57-194	.294	198-288	.688	100-267-367	30.6	227	-	109	165	33	74	723	60.2

SCORE BY PERIODS:	1st	2nd	OT	Total
Middle Tennessee	365	419	-	784
Opponents	341	382	-	723

DEADBALL REBOUNDS:	OFF	DEF	TOTAL
Middle Tennessee	29	1	30
Opponents	40	2	42

TEAM STATISTICS

	MT	OPP
Scoring		
Scoring.....	784	723
Points per game.....	65.3	60.2
Scoring margin.....	+5.1	-
FIELD GOALS		
Attempted.....	269-622	234-567
Field goal pct.....	.432	.413
3 POINT FG		
Attempted.....	64-175	57-194
3-point FG pct.....	.366	.294
3-pt FG made per game.....	5.3	4.8
FREE THROWS		
Attempted.....	182-246	198-288
Free throw pct.....	.740	.688
F-Throws made per game.....	15.2	16.5
REBOUNDS		
Total.....	401	367
Rebounds per game.....	33.4	30.6
Rebounding margin.....	+2.8	-
ASSISTS		
Total.....	128	109
Assists per game.....	10.7	9.1
TURNOVERS		
Total.....	151	165
Turnovers per game.....	12.6	13.8
Turnover margin.....	+1.2	-
Assist/turnover ratio.....	0.8	0.7
STEALS		
Total.....	71	74
Steals per game.....	5.9	6.2
BLOCKS		
Total.....	29	33
Blocks per game.....	2.4	2.8
ATTENDANCE		
Home games-Avg/Game.....	21555	13354
Home games-Avg/Game.....	7-3079	5-2671

RESULTS

Date	Opponent	W/L	Score	Attendance
*12/31/09	at New Orleans	W	63-58	365
*1/2/10	LOUISIANA	W	68-58	2501
*1/7/10	at Arkansas State	L	67-69	1634
*1/9/10	at UALR	W	66-52	4114
*1/14/10	FIU	L	58-65	2614
*1/16/10	FLORIDA ATLANTIC	L	60-61	2890
*1/18/10	WESTERN KENTUCKY	W	47-46	3605
*1/21/10	at ULM	W	69-60	1215
*1/28/10	NEW ORLEANS	W	66-46	3628
*1/30/10	NORTH TEXAS	W	69-64	3012
*2/04/10	TROY	L	67-70	3305

* - Sun Belt Conference Match

Roster

NUMERICAL LISTING

NO.	NAME	POS.	HT.	WT.	CL	HOMETOWN/LAST SCHOOL
4	Calvin O'Neil	G	6-4	190	r-Sr.	Newark, N.J./Lutheran Christian Academy
5	Rod Emanuel	G	6-3	180	Jr.	Orlando, Fla./Santa Fe CC
10	Demario Williams	G	6-4	190	So.	Culleoka, Tenn./Culleoka HS
15	James Washington	G	6-0	170	Jr.	St. Louis, Mo./Indian Hills CC
22	John David Little	G	6-3	180	Fr.	Olive Branch, Miss./Olive Branch HS
23	David Murray	G/F	6-4	210	Fr.	Leeds, Ala./Leeds HS
24	Montarrio Haddock	F	6-5	230	Sr.	Greenville, N.C./Brunswick CC
30	J.T. Sulton	F	6-7	205	Fr.	Yazoo City, Miss./Yazoo City HS
31	Desmond Yates	F	6-7	220	r-Sr.	Somerville, Tenn./Fayette-Ware HS
32	Trevor Ottley	F	6-9	210	Jr.	Hays, Kan./Garden City CC
33	Matt Joines	G	6-4	180	Sr.	Murfreesboro, Tenn./Hanover College
34	James Gallman	G	5-11	190	Fr.	Knoxville, Tenn./Fulton HS
44	K.C. Anuna	F	6-3	210	Jr.	Nashville, Tenn./McGavock HS
45	Theryn Hudson	C	6-10	245	r-Sr.	La Vergne, Tenn./La Vergne HS
50	Josh Jones	F	6-9	230	Sr.	Greenville, N.C./Brunswick CC
	Zane Gibson	G	6-2	175	Fr.	Chattanooga, Tenn./Baylor School
	Jason Jones	G/F	6-6	200	r-So.	Memphis, Tenn./UTEP
	James Oden	G	6-3	188	Jr.	Murfreesboro, Tenn./Lipscomb

ALPHABETICAL LISTING

NO.	NAME	POS.	HT.	WT.	CL	HOMETOWN/LAST SCHOOL
44	K.C. Anuna	F	6-3	210	Jr.	Nashville, Tenn./McGavock HS
5	Rod Emanuel	G	6-3	180	Jr.	Orlando, Fla./Santa Fe CC
34	James Gallman	G	5-11	190	Fr.	Knoxville, Tenn./Fulton HS
	Zane Gibson	G	6-2	175	Fr.	Chattanooga, Tenn./Baylor School
24	Montarrio Haddock	F	6-5	230	Sr.	Greenville, N.C./Brunswick CC
45	Theryn Hudson	C	6-10	245	r-Sr.	La Vergne, Tenn./La Vergne HS
33	Matt Joines	G	6-4	180	Sr.	Murfreesboro, Tenn./Hanover College
	Jason Jones	G/F	6-6	180	r-So.	Memphis, Tenn./UTEP
50	Josh Jones	F	6-9	230	Sr.	Greenville, N.C./Brunswick CC
22	John David Little	G	6-3	180	Fr.	Olive Branch, Miss./Olive Branch HS
23	David Murray	G/F	6-4	210	Fr.	Leeds, Ala./Leeds HS
	James Oden	G	6-3	188	Jr.	Murfreesboro, Tenn./Lipscomb Univ.
4	Calvin O'Neil	G	6-4	190	r-Sr.	Newark, N.J./Lutheran Christian Academy
32	Trevor Ottley	F	6-9	210	Jr.	Hays, Kan./Garden City CC
30	J.T. Sulton	F	6-7	205	Fr.	Yazoo City, Miss./Yazoo City HS
15	James Washington	G	6-0	170	Jr.	St. Louis, Mo./Indian Hills CC
10	Demario Williams	G	6-4	190	So.	Culleoka, Tenn./Culleoka HS
31	Desmond Yates	F	6-7	220	r-Sr.	Somerville, Tenn./Fayette-Ware HS

COACHING STAFF

Head Coach: Kermit Davis (Mississippi State, 1982)

Assistant Coach: Win Case (Univ. of Science and Arts of Oklahoma, 1986)

Assistant Coach: Artie Pepelea (Wisconsin-Parkside, 1994)

Assistant Coach: Al Pinkins (North Carolina State, 1998)

Director of Operations: Mike Scutero (Central Florida, 2004)

PRONUNCIATION GUIDE

Theryn HudsonTHAIR-an

Montarrio Haddock.....Mon-Tear-E-O

Trevor OttleyOt-LEE


Demario WilliamsD-Mar-E-O

Artie Pepelea.....Puh-Pale-uh

TV/RADIO SPEED CHART




4 - CALVIN O'NEIL
6-4 ■ 190 ■ r-SR
Newark, N.J.



5 - ROD EMANUEL
6-3 ■ 180 ■ JR
Orlando, Fla.



10 - DEMARIO WILLIAMS
6-4 ■ 190 ■ SO
Culleoka, Tenn.




15 - JAMES WASHINGTON
5-10 ■ 170 ■ JR
St. Louis, Mo.




22 - JOHN DAVID LITTLE
5-10 ■ 180 ■ FR
Olive Branch, Miss.




23 - DAVID MURRAY
6-4 ■ 210 ■ FR
Leeds, Ala.



24 - MONTARRIO HADDOCK
6-5 ■ 230 ■ SR
Greenville, N.C.



30 - J.T. SULTON
6-7 ■ 205 ■ FR
Yazoo City, Mo.



31 - DESMOND YATES
6-7 ■ 225 ■ r-SR
Somerville, Tenn.



32 - TREVOR OTTLEY
6-9 ■ 210 ■ JR
Hays, Kan.



33 - Matt Joines
6-4 ■ 180 ■ SR
Murfreesboro, Tenn.



34 - JAMES GALLMAN
5-11 ■ 190 ■ FR
Knoxville, Tenn.



44 - KC Anuna
6-3 ■ 205 ■ JR
Nashville, Tenn.



45 - THERYN HUDSON
6-10 ■ 245 ■ r-SR
La Vergne, Tenn.



50 - JOSH JONES
6-9 ■ 230 ■ SR
Greenville, N.C.



KERMIT DAVIS
Head Coach
Eighth season



WIN CASE
Assistant Coach
Second season



ARTIE PEPELEA III
Assistant Coach
Fourth season



AL PINKINS
Assistant Coach
Seventh season



MIKE SCUTERO
Director of Operations
First season

TRENDS

Overall Record	13-11
When the Blue Raiders ...	they are...
Play day games	3-1
Play night games	10-10
Lead at halftime	11-0
Trail at halftime	2-10
Tied at halftime	0-1
Lead with 5:00 remaining	13-1
Trail with 5:00 remaining	0-9
Tied with 5:00 remaining	0-1
In overtime	0-0
Shoot better from field than opponent	10-2
Shoot worse from field than opponent	3-9
Shoot same from field as opponent	0-0
Shoot better from 3-point than opponent	8-3
Shoot worse from 3-point than opponent	5-8
Shoot same from 3-point as opponent	0-0
Shoot better from line than opponent	10-6
Shoot worse from line than opponent	3-5
Shoot same from line as opponent	0-0
Outrebound opponent	8-5
Are outrebounded by opponent	5-4
Are even in rebounds with opponent	0-2
Have more offensive rebounds than opponent	8-9
Have fewer offensive rebounds than opponent	3-2
Have the same number of offensive rebounds	2-0
Have more defensive rebounds than opponent	7-5
Have fewer defensive rebounds than opponent	4-6
Have the same number of defensive rebounds	2-0
Have more assists than opponent	9-3
Have fewer assists than opponent	2-8
Have same number of assists	2-0
Commit fewer turnovers than opponent	8-4
Commit more turnovers than opponent	3-6
Commit the same number of turnovers	2-1
Bench outscores opponent's	10-5
Bench is outscored by opponent's	3-6
Bench points are even	0-0
Shoot 50 percent or better	3-0
Shoot less than 50 percent	10-11
Allow opponent to shoot 50 percent or better	0-4
Hold opponent to below 50 percent	13-7

Points Scored/Allowed Summary

Record When Scoring	Record When Allowing
1-0	40-49
0-4	50-59
7-6	60-69
1-1	70-79
3-0	80-89
1-0	90-99
0-0	100+

Record When Margin Is ...					
1 (pt.)	2	3	4	5	6
1-2	0-1	0-2	0-0	2-0	0-0
7	8	9	10-15	16-20	20+
0-1	1-0	1-1	3-2	1-1	4-1

Record By Month				
Nov.	Dec.	Jan.	Feb.	March
3-3	3-3	7-4	0-1	0-0

Record By Day of the Week						
Sun.	Mon.	Tue.	Wed.	Thur.	Fri.	Sat.
1-1	1-2	1-2	0-1	4-3	2-1	4-1

Miscellaneous Statistics					
		Double Figure Scoring	20-Pt. Games	Double Figure Reb(Ast)	Double Doubles
4	O'Neil	24	4	-	-
5	Emanuel	24	5	2	-
15	Washington	24	14	3	(1)
24	Haddock	23	18	4	2
30	Sulton	24	5	-	1
31	Yates	17	13	3	-
32	Ottley	23	1	-	-
34	Gallman	24	7	-	-
45	Hudson	10	2	-	-

Starting Lineups

O'Neil, Emanuel, Washington, Haddock, Hudson	3-1
O'Neil, Emanuel, Haddock, Gallman, Hudson	0-1
Emanuel, Williams, Washington, Haddock, Hudson	0-1
Emanuel, Washington, Haddock, Sulton, Hudson	0-1
Emanuel, Washington, Haddock, Yates, Ottley	0-1
Washington, Haddock, Sulton, Yates, Gallman	0-1
O'Neil, Emanuel, Washington, Haddock, Yates	1-2
O'Neil, Emanuel, Washington, Yates, Ottley	2-1
O'Neil, Emanuel, Williams, Yates, Ottley	1-0
O'Neil, Emanuel, Williams, Haddock, Yates	1-0
O'Neil, Haddock, Yates, Gallman, Hudson	0-1
O'Neil, Washington, Haddock, Sulton, Yates	5-1

TEAM HIGH/LOWS

MIDDLE TENNESSEE HIGHS

POINTS	93	King College (11/13/09)
FG MADE	31	CUMBERLAND (11/27/09)
FG ATT.	69	CUMBERLAND (11/27/09)
FG PERCENTAGE	.549 (28-51)	King College (11/13/09)
3 PT FG MADE	13	King College (11/13/09)
3 PT FG ATTEMPTS	25	at North Carolina A&T (11/23/09)
3 PT FG PERCENTAGE	.692 (9-13)	2x, last at Western Kentucky (01/23/10)
FT MADE	24	King College (11/13/09)
FT ATTEMPTS	30	King College (11/13/09)
FT PERCENTAGE	.889 (16-18)	SIU EDWARDSVILLE (12/13/09)
REBOUNDS	46	FLORIDA ATLANTIC (1/16/10)
ASSISTS	16	2x, last CUMBERLAND (11/27/09)
STEALS	11	2x, last NORTH TEXAS (1/30/10)
BLOCKED SHOTS	6	2x, last NORTH TEXAS (1/30/10)
TURNOVERS	21	3x, last at North Carolina A&T (11/23/09)
FOULS	31	at Ohio Bobcats (11/15/09)

MIDDLE TENNESSEE LOWS

POINTS	47	WESTERN KENTUCKY (1/18/10)
FG MADE	17	at North Carolina A&T (11/23/09)
FG ATTEMPTS	42	LOUISIANA (1/2/10)
FG PERCENTAGE	.304 (17-56)	at North Carolina A&T (11/23/09)
3 PT FIELD GOALS MADE	2	NORTH TEXAS (1/30/10)
3 PT FG ATTEMPTS	6	NORTH TEXAS (1/30/10)
3 PT FG PERCENTAGE	.174 (4-23)	FIU (1/14/10)
FT MADE	6	WESTERN KENTUCKY (1/18/10)
FT ATTEMPTS	8	UNIV. OF NEW ORLEANS (1/28/10)
FT PERCENTAGE	.464 (13-28)	FLORIDA ATLANTIC (1/16/10)
REBOUNDS	22	at Western Kentucky (01/23/10)
ASSISTS	5	at North Carolina A&T (11/23/09)
STEALS	2	at Marshall (11/17/09)
BLOCKED SHOTS	0	3x, last at ULM (01/21/10)
TURNOVERS	8	at Western Kentucky (01/23/10)
FOULS	17	at ULM (01/21/10)

OPPONENT HIGHS

POINTS	83	BELMONT (12/08/09)
FG MADE	28	BELMONT (12/08/09)
FG ATTEMPTS	58	King College (11/13/09)
FG PERCENTAGE	.596 (28-47)	BELMONT (12/08/09)
3 PT FIELD GOALS MADE	12	at North Carolina A&T (11/23/09)
3 PT FG ATTEMPTS	33	at North Carolina A&T (11/23/09)
3 PT FG PERCENTAGE	.563 (9-16)	BELMONT (12/08/09)
FT MADE	29	at Ohio Bobcats (11/15/09)
FT ATTEMPTS	40	at Ohio Bobcats (11/15/09)
FT PERCENTAGE	.833 (20-24)	at New Orleans (12/31/09)
REBOUNDS	39	at Ohio Bobcats (11/15/09)
ASSISTS	18	2x, last at Vanderbilt (1/04/10)
STEALS	12	LOUISIANA (1/2/10)
BLOCKED SHOTS	10	at Vanderbilt (1/04/10)
TURNOVERS	28	CUMBERLAND (11/27/09)
FOULS	24	2x, last CUMBERLAND (11/27/09)

OPPONENT LOWS

POINTS	46	2x, last UNIV. OF NEW ORLEANS (1/28/10)
FG MADE	14	2x, last WESTERN KENTUCKY (1/18/10)
FG ATTEMPTS	38	CUMBERLAND (11/27/09)
FG PERCENTAGE	.292 (14-48)	at UALR (1/9/10)
3 PT FIELD GOALS MADE	2	LOUISIANA (1/2/10)
3 PT FG ATTEMPTS	10	HOWARD (12/22/09)
3 PT FG PERCENTAGE	.143 (2-14)	LOUISIANA (1/2/10)
FT MADE	8	HOWARD (12/22/09)
FT ATTEMPTS	15	FIU (1/14/10)
FT PERCENTAGE	.381 (8-21)	HOWARD (12/22/09)
REBOUNDS	24	LOUISIANA (1/2/10)
ASSISTS	4	HOWARD (12/22/09)
STEALS	2	3x, last at Western Kentucky (01/23/10)
BLOCKED SHOTS	0	BELMONT (12/08/09)
TURNOVERS	9	at Western Kentucky (01/23/10)
FOULS	12	3x, last UNIV. OF NEW ORLEANS (1/28/10)

The Last Time a Blue Raider ...

Scored 30+ Points

Desmond Yates (32) vs. Houston Baptist (2/07/09)

Scored 40+ Points

Milton Dean (41) vs. Southeast Missouri (1/14/94)

Grabbed 15+ Rebounds

Lee Nosse vs. New Mexico State (15) (1/10/02)

Grabbed 20+ Rebounds

Napoleon Rhodes vs. UNC-Greensboro (20) (11/30/02)

Made 5+ 3-pointers

James Washington vs. King College (5-6) (11/13/09)

Tallied 10+ Assists

James Washington vs. Cumberland (11) (11/27/09)

Had a Double-Double

Montarrio Haddock vs. FIU (23 points, 10 rebounds) (1/14/10)

Had a Triple-Double

Roni Bailey vs. Lyon College (17 points, 11 rebounds, 10 assists) (12/03/94)

The Last Time the Blue Raiders ...

Scored 100+ Points

vs. Bryan College (115) (11/17/01)

Allowed 100+ Points

at Tennessee (109) (11/20/07)

Scored 50 or Less Points

vs. WKU (47) (01/18/10)

Held a Team Under 50 Points

vs. New Orleans (46) (01/28/10)

Shot Better Than 55%

vs. Missouri State (.558) (24-43) (12/22/08)

Held Opponent Under 40%

vs. North Texas (.375) (18-48) (01/30/10)

Beat an Opponent by 20+ Points

vs. New Orleans (20) (1/28/10)

Had 45+ Rebounds

vs. Florida Atlantic (46) (01/16/10)

BOX SCORES

Game 5
MIDDLE TENNESSEE **56**
NORTH CAROLINA A&T **65**

Corbett Sports Center

Nov. 23, 2009 - Greensboro, N.C.

MT(2-3)	FG	3FG	FT	REB	F	TP	A	T	B	S	MIN
05 Emanuel, Rod*	1-5	0-3	0-0	0-0-0	1	2	0	1	0	0	10
10 Williams, Demario*	1-4	0-0	0-1	0-3-3	1	2	0	3	0	0	13
15 Washington, J.*	5-11	2-7	5-8	0-3-3	4	17	3	7	0	3	34
24 Haddock, M.*	2-6	1-2	0-0	0-3-3	1	5	0	2	0	2	19
45 Hudson, Theryn*	1-2	0-0	0-0	2-0-2	3	2	0	0	0	1	12
04 O'Neil, Calvin	1-4	0-0	5-6	3-3-6	4	7	0	2	0	0	25
22 Little, John David	1-1	1-1	0-0	0-0-0	0	3	0	0	0	0	7
23 Murray, David	0-0	0-0	0-0	0-0-0	0	0	0	1	0	0	3
30 Sulton, J.T.	2-7	0-0	3-4	3-5-8	1	7	0	0	0	1	24
32 Ottley, Trevor	0-2	0-0	0-0	1-5-6	2	0	1	2	0	1	23
34 Gallman, James	3-14	3-12	2-2	2-3-5	3	11	1	1	0	1	30
TEAM				4-5-9							
Totals.....	17-56	7-25	15-21	15-30-45	20	56	5	21	0	9	198

FG	1st Half: 8-27 29.6%	2nd Half: 9-29 31.0%	Game: 30.4%
3-Pt. FG	1st Half: 2-10 20.0%	2nd Half: 5-15 33.3%	Game: 28.0%
FT	1st Half: 6-8 75.0%	2nd Half: 9-13 69.2%	Game: 71.4%

NCAT(3-2)	FG	3FG	FT	REB	F	TP	A	T	B	S	MIN
33 UPCHURCH*	1-1	0-0	1-2	0-2-2	1	3	0	1	0	1	8
34 JOHNSON,R.*	3-12	1-7	0-0	0-2-2	1	7	0	1	1	1	27
23 COLEMAN,T.*	3-4	0-0	2-4	0-7-7	3	8	2	2	2	0	22
03 ALSTON,T.*	5-11	4-8	0-0	0-0-0	1	14	4	3	0	2	29
12 SIMPSON,N.*	1-6	1-5	0-0	0-3-3	2	3	2	4	0	1	29
05 JOSHUA,D.	5-11	3-7	5-6	1-7-8	2	18	1	3	0	0	31
10 HILL,M.	0-3	0-2	1-5	0-0-0	0	1	7	1	0	1	22
31 WITTER,A.	4-5	3-4	0-0	1-0-1	2	11	0	0	0	1	11
50 PORTER,J.	0-1	0-0	0-0	0-2-2	2	0	2	1	2	0	21
TEAM				3-4-7							
Totals.....	22-54	12-33	9-17	5-27-32	14	65	18	16	5	7	197

FG	1st Half: 8-24 33.3%	2nd Half: 14-30 46.7%	Game: 40.7%
3-Pt. FG	1st Half: 7-16 43.8%	2nd Half: 5-17 29.4%	Game: 36.4%
FT	1st Half: 4-8 50.0%	2nd Half: 5-9 55.6%	Game: 52.9%

Score by Periods	1st	2nd	Total
Middle Tennessee	24	32	56
North Carolina A&T	27	38	65

Game 6
CUMBERLAND **54**
MIDDLE TENNESSEE **87**

Murphy Center (2,658)

Nov. 27, 2009 - Murfreesboro, Tenn.

CU(1-6)	FG	3FG	FT	REB	F	TP	A	T	B	S	MIN
01 Aydoesi,Andrew*	3-8	1-2	1-2	0-2-2	3	8	1	3	0	1	26
02 Brinkley,Lamar*	1-2	0-0	5-10	1-7-8	4	7	0	4	0	0	28
10 Williamson, A.*	0-2	0-0	0-0	0-1-1	4	0	0	0	0	0	19
15 Simon, Walter*	2-4	0-1	2-2	1-3-4	4	6	0	5	1	0	29
20 Springer,Brandon*	8-12	2-3	6-9	2-4-6	2	24	2	6	0	1	36
04 Batalevic, Haris	2-4	2-3	0-0	0-3-3	2	6	2	4	1	0	24
05 Scott, Terrance	0-3	0-1	1-2	0-3-3	0	1	1	1	0	0	18
12 Pierce, Josh	0-1	0-1	0-0	0-1-1	1	0	0	0	0	0	9
23 Van Buren, Jimmy	0-0	0-0	1-2	1-0-1	0	1	0	0	0	0	1
33 Pettiford, Michael	0-2	0-0	1-2	1-3-4	4	1	1	1	1	0	10
TEAM				2-1-3							
Totals.....	16-38	5-11	17-29	8-28-36	24	54	7	28	3	2	200

FG	1st Half: 8-16 50.0%	2nd Half: 8-22 36.4%	Game: 42.5%
3-Pt. FG	1st Half: 2-4 50.0%	2nd Half: 3-7 42.9%	Game: 45.5%
FT	1st Half: 12-17 70.6%	2nd Half: 5-12 41.7%	Game: 58.6%

MT(3-3)	FG	3FG	FT	REB	F	TP	A	T	B	S	MIN
04 O'Neil, Calvin*	0-2	0-0	2-2	1-0-1	3	2	0	0	0	0	14
05 Emanuel, Rod*	2-6	1-3	1-2	0-3-3	3	6	1	1	0	1	26
15 Washington, J.*	3-8	1-4	1-2	2-2-4	2	8	11	3	0	5	33
24 Haddock, M.*	5-10	0-1	3-3	2-2-4	4	13	0	0	0	1	16
45 Hudson, T.*	6-8	0-0	1-2	2-2-4	3	13	0	0	1	0	19
10 Williams, D.	0-3	0-1	0-0	0-1-1	1	0	2	0	0	1	11
22 Little, John David	2-3	1-1	0-1	0-3-3	0	5	0	1	0	0	9
23 Murray, David	0-3	0-1	0-0	0-0-0	1	0	0	0	0	1	0
30 Sulton, J.T.	4-8	0-0	4-5	3-3-6	2	12	1	1	0	1	21
32 Ottley, Trevor	3-4	0-0	1-2	2-2-4	1	7	0	2	1	1	16
33 Jones, Matt	0-0	0-0	0-0	0-0-0	0	0	0	0	0	0	1
34 Gallman, James	5-11	4-9	5-5	0-1-1	0	19	1	1	0	0	25
44 Anuna, K.C.	0-0	0-0	0-0	0-0-0	0	0	0	0	0	0	1
50 Jones, Josh	1-3	0-0	0-0	2-0-2	2	2	0	0	0	0	4
TEAM				1-1							
Totals.....	31-69	7-20	18-24	14-20-34	22	87	16	9	3	10	200

FG	1st Half: 13-34 38.2%	2nd Half: 18-35 51.4%	Game: 44.9%
3-Pt. FG	1st Half: 2-10 20.0%	2nd Half: 5-10 50.0%	Game: 35.0%
FT	1st Half: 9-11 81.8%	2nd Half: 9-13 69.2%	Game: 75.0%

Score by Periods	1st	2nd	Total
Cumberland	30	24	54
Middle Tennessee	37	50	87

* Exhibition game for Cumberland - did not count on season record

Game 7
MIDDLE TENNESSEE **64**
UAB **65**

Bartow Arena (3,207)

Dec. 2, 2009 - Birmingham, Ala.

MT(3-4)	FG	3FG	FT	REB	F	TP	A	T	B	S	MIN
24 Haddock, M.*	5-9	1-1	6-7	0-5-5	4	17	2	5	0	2	32
30 Sulton, J.T.*	3-6	0-0	0-0	3-2-5	4	6	0	2	0	0	21
45 Hudson, Theryn*	6-8	0-0	0-1	1-2-3	3	12	0	0	2	0	24
05 Emanuel, Rod*	3-5	3-4	0-0	0-5-5	1	9	0	3	0	0	20
15 Washington, J.*	2-9	1-3	2-2	0-0-0	2	7	4	5	0	2	40
04 O'Neil, Calvin	2-4	0-1	2-2	2-1-3	1	6	2	1	0	0	26
32 Ottley, Trevor	1-2	0-0	0-0	2-2-4	3	2	0	1	0	0	11
34 Gallman, James	1-7	0-3	3-3	0-4-4	2	5	1	0	0	1	26
TEAM				3-0-3							
Totals.....	23-50	5-12	13-15	11-21-32	20	64	9	17	2	5	200

FG	1st Half: 12-30 40.0%	2nd Half: 11-20 55.0%	Game: 46.0%
3-Pt. FG	1st Half: 2-6 33.3%	2nd Half: 3-6 50.0%	Game: 41.7%
FT	1st Half: 3-4 75.0%	2nd Half: 10-11 90.9%	Game: 86.7%

UAB(7-1)	FG	3FG	FT	REB	F	TP	A	T	B	S	MIN
22 MOORE, Cameron*	2-4	0-0	1-2	1-1-2	1	5	0	1	0	1	17
35 CRAWFORD, H.*	4-7	1-2	3-3	0-1-1	4	12	2	1	0	1	19
01 JOHNSON, Aaron*	3-3	2-2	1-2	1-1-2	2	9	5	2	0	1	35
04 SANDERS, Jamarr*	3-9	2-5	0-0	0-4-4	1	8	4	0	1	1	35
24 MILLSAP, Elijah*	2-5	0-2	5-9	2-6-8	3	9	4	5	0	1	36
15 COOPER, Kenneth	5-8	0-0	1-3	1-3-4	4	11	0	2	0	0	23
34 DRAKE, George	3-10	0-4	5-6	2-1-3	1	11	1	0	2	3	35
TEAM				1-0-1							
Totals.....	22-46	5-15	16-25	7-18-25	16	65	16	11	4	7	200

FG	1st Half: 10-25 40.0%	2nd Half: 12-21 57.1%	Game: 47.8%
3-Pt. FG	1st Half: 2-8 25.0%	2nd Half: 3-7 42.9%	Game: 33.3%
FT	1st Half: 7-10 70.0%	2nd Half: 9-15 60.0%	Game: 64.0%

Score by Periods	1st	2nd	Total
Middle Tennessee	29	35	64
UAB	29	36	65

Game 8
BELMONT **83**
MIDDLE TENNESSEE **71**

Murphy Center (2,738)

Dec. 8, 2009 - Murfreesboro, Tenn.

Belmont(7-2)	FG	3FG	FT	REB	F	TP	A	T	B	S	MIN
03 BELCHER, Keaton*	2-5	1-3	1-2	0-2-2	1	6	1	0	0	1	25
13 HOUSE, Jon*	6-7	3-3	2-3	0-5-5	2	17	0	3	0	0	31
14 JOHNSON, Kerron*	3-5	0-0	5-6	0-6-6	3	11	5	0	0	1	23
21 CLARK, Ian*	6-9	3-5	5-6	0-4-4	2	20	4	3	0	0	29
34 HEDGEPEETH, Mick*	4-5	0-0	5-7	1-4-5	3	13	1	5	0	0	24
01 HANLEN, Drew	0-2	0-1	0-0	0-1-1	1	0	4	2	0	0	17
12 DEWOREK, Mike	0-1	0-0	0-0	0-0-0	0	0	0	0	0	0	0
23 SAUNDERS, Scott	4-5	0-0	0-2	2-1-3	2	8	0	4	0	1	16
30 NOACK, Trevor	0-0	0-0	0-0	1-0-1	1	0	0	1	0	0	2
32 CAMPBELL, Jordan	1-4	1-3	0-0	0-3-3	2	3	1	0	0	2	24
45 BAKER, Brandon	2-2	1-1	0-0	0-3-3	1	5	0	0	0	0	10
TEAM				1-1-2							
Totals.....	28-47	9-16	18-26	5-30-35	18	83	16	19	0	5	200

FG	1st Half: 16-26 61.5%	2nd Half: 12-21 57.1%	Game: 59.6%
3-Pt. FG	1st Half: 6-10 60.0%	2nd Half: 3-6 50.0%	Game: 56.3%
FT	1st Half: 0-1 0.0%	2nd Half: 18-25 72.0%	Game: 69.2%

MT(3-5)	FG	3FG	FT	REB	F	TP	A	T	B	S	MIN
05 Emanuel, Rod*											

BOX SCORES

Game 9

Sommet Center (14,516)

NO. 9 TENNESSEE 75
MIDDLE TENNESSEE 54

Dec. 11, 2009 - Nashville, Tenn.

UT(7-1)	FG	3FG	FT	REB	F	TP	A	T	B	S	MIN
01 Smith, Tyler*	3-6	0-0	1-4	0-4-4	4	7	5	0	0	0	23
03 Maze, Bobby*	5-9	2-5	0-0	0-1-1	1	12	3	1	0	0	22
04 Chism, Wayne*	3-7	2-3	1-2	2-7-9	3	9	0	3	0	0	27
23 Tatum, Cameron*	3-4	1-1	2-3	1-1-2	3	9	1	1	0	0	17
32 Hopson, Scotty*	0-3	0-2	1-2	0-3-3	3	1	0	2	1	1	24
00 Woolridge, R.	1-2	0-0	2-2	1-2-3	1	4	0	0	0	1	8
10 Hubert, Michael	0-0	0-0	0-0	0-0-0	0	0	0	0	0	0	1
11 Cannington, Quinn	0-0	0-0	0-0	0-0-0	0	0	0	0	0	0	1
13 McBee, Skylar	0-2	0-2	4-4	0-1-1	1	4	0	0	0	0	17
21 Goins, Melvin	3-6	0-0	0-0	0-2-2	2	6	0	2	0	2	17
22 Pearl, Steven	0-2	0-0	0-0	1-0-1	0	0	0	0	0	0	2
30 Prince, J.P.	6-8	1-2	4-5	0-0-0	1	17	1	1	1	2	22
33 Williams, Brian	3-5	0-0	0-1	4-4-8	3	6	0	1	1	0	19
TEAM				2-2-1							
Totals.....	27-54	6-15	15-23	9-27-36	23	75	10	11	3	6	200

FG	1st Half: 14-27 51.9%	2nd Half: 13-27 48.1%	Game: 50.0%
3-Pt. FG	1st Half: 2-9 22.2%	2nd Half: 4-6 66.7%	Game: 40.0%
FT	1st Half: 7-8 87.5%	2nd Half: 8-15 53.3%	Game: 65.2%

MT (3-6)	FG	3FG	FT	REB	F	TP	A	T	B	S	MIN
15 Washington, J.*	2-10	1-5	6-10	0-2-2	1	11	3	3	0	2	34
24 Haddock, M.*	1-6	0-2	1-2	1-3-4	4	3	2	2	0	0	31
30 Sulton, J.T.*	3-4	0-0	2-5	3-2-5	4	8	1	1	0	2	22
31 Yates, Desmond*	11-19	2-5	2-2	3-1-4	1	26	0	2	0	0	36
34 Gallman, James*	0-5	0-2	0-0	1-3-4	4	0	2	2	0	0	22
04 O'Neil, Calvin	1-2	0-0	0-1	2-4-6	2	2	2	0	0	0	21
05 Emanuel, Rod	1-5	0-3	0-0	0-1-1	0	2	1	1	0	0	11
22 Little, John David	0-1	0-0	0-0	0-0-0	0	0	0	0	0	0	3
23 Murray, David	0-0	0-0	0-0	0-0-0	0	0	0	0	0	0	2
32 Ottley, Trevor	1-3	0-0	0-0	1-4-5	2	2	0	0	3	1	17
50 Jones, Josh	0-0	0-0	0-0	1-0-1	0	0	0	0	0	0	1
TEAM				2-2-4	1				1		
Totals.....	20-55	3-17	11-20	14-22-36	19	54	11	12	3	5	200

FG	1st Half: 11-27 40.7%	2nd Half: 9-28 32.1%	Game: 36.4%
3-Pt. FG	1st Half: 3-10 30.0%	2nd Half: 0-7 0.0%	Game: 17.6%
FT	1st Half: 5-9 55.6%	2nd Half: 6-11 54.5%	Game: 55.0%

Score by Periods	1st	2nd	Total
Tennessee	37	38	75
Middle Tennessee	30	24	54

Game 10

Murphy Center (2,200)

SIU EDWARDSVILLE 58
MIDDLE TENNESSEE 83

Dec. 13, 2009 - Murfreesboro, Tenn.

UT(7-1)	FG	3FG	FT	REB	F	TP	A	T	B	S	MIN
01 STINEMAN, Kevin*	4-11	1-3	2-4	0-0-0	4	11	2	4	0	1	27
11 JONES, Stephen*	3-3	1-1	3-5	1-1-2	1	10	4	2	0	0	34
15 BOWLES, Denyko*	5-7	2-2	0-2	0-4-4	2	12	0	2	0	0	25
32 MAVRAK, D.*	1-2	0-0	0-0	0-1-1	0	2	0	1	0	1	13
33 YELOVICH, Mark*	1-8	0-5	7-10	1-5-6	0	9	1	2	2	0	35
00 MURPHY, LeShaun	2-5	0-1	0-0	0-5-5	3	4	0	3	1	0	17
02 MITCHELL, Anthony	2-2	1-1	0-0	0-0-0	2	5	0	1	0	0	7
04 RINCKER, Cody	0-2	0-2	0-0	1-1-2	2	0	0	1	0	0	4
12 BUNDALO, Nikola	2-4	0-0	1-1	1-2-3	1	5	0	0	1	0	10
23 BOARDEN, David	0-2	0-1	0-2	0-2-2	2	0	0	1	0	0	22
34 SCHNEIDER, Zeke	0-2	0-0	0-0	1-0-1	2	0	0	0	0	0	6
TEAM				1-1-2							
Totals.....	20-48	5-16	13-24	6-22-28	19	58	7	17	4	2	200

FG	1st Half: 8-18 44.4%	2nd Half: 12-30 40.0%	Game: 41.7%
3-Pt. FG	1st Half: 4-8 50.0%	2nd Half: 1-8 12.5%	Game: 31.3%
FT	1st Half: 4-10 40.0%	2nd Half: 9-14 64.3%	Game: 54.2%

MT (4-6)	FG	3FG	FT	REB	F	TP	A	T	B	S	MIN
04 O'Neil, Calvin*	2-4	0-0	0-0	1-1-2	2	4	3	0	0	1	23
05 Emanuel, Rod*	7-13	2-2	4-4	0-7-7	3	20	4	0	1	0	35
15 Washington, J.*	4-5	3-4	0-0	0-1-1	1	11	2	0	0	1	29
24 Haddock, M.*	8-12	0-0	2-2	3-8-11	4	18	1	5	0	0	29
31 Yates, Desmond*	3-9	2-3	0-0	0-0-1	4	8	1	1	0	0	23
22 Little, John David	3-3	1-1	2-3	0-2-2	0	9	0	0	0	0	6
23 Murray, David	0-0	0-0	0-0	0-0-0	1	0	0	0	1	0	3
30 Sulton, J.T.	0-1	0-0	2-2	3-2-5	1	2	0	3	0	0	12
32 Ottley, Trevor	0-3	0-0	0-0	1-4-5	2	0	2	0	1	3	15
33 Jones, Matt	0-0	0-0	0-0	0-1-1	0	2	0	0	0	0	2
34 Gallman, James	2-6	1-3	4-5	0-1-1	2	9	1	3	0	0	20
50 Jones, Josh	0-1	0-0	0-0	0-0-0	4	0	0	1	1	0	3
TEAM				2-2							
Totals.....	29-57	9-13	16-18	8-30-38	24	83	14	13	4	5	200

FG	1st Half: 11-26 42.3%	2nd Half: 18-31 58.1%	Game: 50.9%
3-Pt. FG	1st Half: 4-6 66.7%	2nd Half: 5-7 71.4%	Game: 69.2%
FT	1st Half: 10-11 90.9%	2nd Half: 6-7 85.7%	Game: 88.9%

Score by Periods	1st	2nd	Total
SIU Edwardsville	24	34	58
Middle Tennessee	36	47	83

Game 11

Murphy Center (2,412)

HOWARD 51
MIDDLE TENNESSEE 69

Dec. 22, 2009 - Murfreesboro, Tenn.

HU (1-10)	FG	3FG	FT	REB	F	TP	A	T	B	S	MIN
00 WHITE, Curtis*	1-2	1-2	0-0	0-3-3	1	3	1	1	1	1	32
02 THOMPSON, Calvin*	5-12	2-3	3-4	1-2-3	1	15	0	2	0	1	28
13 PHILLIPS, Mike*	6-8	0-1	0-3	1-7-8	2	12	1	4	1	0	31
15 RILEY, Kyle*	2-8	0-2	0-0	1-5-6	1	4	1	2	0	0	30
54 KIRKPATRICK, Paul*	2-2	0-0	2-8	1-1-2	0	6	0	4	0	1	14
01 MUKOLE, Kandi	0-3	0-1	0-2	2-1-3	1	0	0	0	1	0	14
04 DICKERSON, Anton	0-0	0-0	0-0	0-0-0	0	0	0	1	0	0	3
12 BRAIMBRIDGE, Y.	0-0	0-0	0-0	0-0-0	0	0	0	0	0	0	1
21 COLLINS, Dadrrian	0-2	0-1	0-0	0-0-0	0	0	0	2	0	0	1
22 LAWRENCE, Gary	1-1	0-0	2-2	1-0-1	2	4	1	2	1	0	12
25 PRINCE, C.J.	0-0	0-0	0-0	0-0-0	0	0	0	0	0	0	4
32 COOPER, Nate	0-0	0-0	0-0	0-0-0	2	0	0	0	0	0	2
42 DECOSTA, Charles	3-4	0-0	1-2	2-2-4	2	7	0	0	1	1	19
TEAM				1-0-1					2		
Totals.....	20-42	3-10	8-21	10-21-31	12	51	4	20	5	4	200

FG	1st Half: 5-18 27.8%	2nd Half: 15-24 62.5%	Game: 47.6%
3-Pt. FG	1st Half: 1-5 20.0%	2nd Half: 2-5 40.0%	Game: 31.3%
FT	1st Half: 3-9 33.3%	2nd Half: 5-12 41.7%	Game: 38.1%

MT (5-6)	FG	3FG	FT	REB	F	TP	A	T	B	S	MIN
04 O'Neil, Calvin*	3-4	0-0	0-2	3-3-6	1	6	4	0	0	3	25
05 Emanuel, Rod*	1-7	0-3	0-0	0-2-2	2	2	1	2	0	1	25
15 Washington, J.*	0-6	0-4	2-2	0-2-2	0	2	2	3	0	3	30
31 Yates, Desmond*	5-11	1-2	2-2	4-4-8	4	13	1	1	0	0	21
32 Ottley, Trevor*	4-6	0-0	2-4	4-2-6	4	10	0	3	2	0	24
10 Williams, Demario	2-3	1-1	0-0	0-2-2	0	5	1	0	0	0	15
22 Little, John David	1-3	0-1	0-0	0-0-0	0	2	0	0	0	0	4
23 Murray, David	1-1	0-0	0-0	0-0-0	0	2	0	0	0	0	1
24 Haddock, M.	3-4	0-0	5-6	0-2-2	2	11	3	1	0	2	24
30 Sulton, J.T.	1-3	0-0	0-0	1-0-1	5	2	0	0	0	1	10
34 Gallman, James	5-8	2-3	2-3	0-3-3	0	14	1	1	0	0	20
50 Jones, Josh	0-0	0-0	0-0	0-0-0	0	0	0	0	0	0	1
TEAM				3-1-4							
Totals.....	26-56	4-14	13-19	15-21-36	18	69	13	11	2	10	200

FG	1st Half: 12-28 42.9%	2nd Half: 14-28 50.0%	Game: 46.4%
3-Pt. FG	1st Half: 3-9 33.3%	2nd Half: 1-5 20.0%	Game: 28.6%
FT	1st Half: 7-11 63.6%	2nd Half: 6-8 75.0%	Game: 68.4%

Score by Periods	1st	2nd	Total
Howard	14	37	51
Middle Tennessee	34	35	69

Game 12

UNO Lakeside Arena(365)

MIDDLE TENNESSEE 63
NEW ORLEANS 58

Dec. 31, 2009 - New Orleans

MT (6-6, 1-0)	FG	3FG	FT	REB	F	TP	A	T	B	S	MIN
31 Yates, Desmond*	6-17	2-5	4-4	1-0-1	3	18	2	1	1	1	37
32 Ottley, Trevor*	2-4	0-0	0-1	1-2-3	4	4	0	1	1	1	21
04 O'Neil, Calvin*	2-3	0-0	0-1	1-3-4	2	4	2	2	0	0	26
05 Emanuel, Rod*	2-3	0-1	0-0	0-1-1	0	4	0	3	0	0	19
10 Williams, Demario*	0-2	0-0	0-0	0-0-0	3	0					

BOX SCORES

Game 13 *Murphy Center (2,501)*
LOUISIANA **58**
MIDDLE TENNESSEE **68**

Jan. 2, 2010 - Murfreesboro, Tenn.

UL (4-10, 1-2)	FG	3FG	FT	REB	F	TP	A	T	B	S	MIN
00 Batiste, Colby*	0-1	0-0	0-0	2-2-4	3	0	0	0	0	0	10
01 Johnson, Tyren*	4-13	0-3	2-9	2-3-5	3	10	4	6	0	2	39
02 Daigle, Randall*	2-7	1-5	2-2	1-0-1	3	7	1	1	0	4	31
22 Andrews, R.*	1-2	0-0	0-0	2-0-2	3	2	1	0	0	1	9
33 Gradnigo, Chris*	8-12	0-1	7-8	0-4-4	4	23	1	1	0	1	31
03 Bureau, Travis	1-2	0-1	0-0	0-1-1	0	2	1	0	1	1	21
12 Lago, Willie	1-3	1-3	0-0	0-0-0	1	3	0	0	0	0	7
20 Wallace, Courtney	1-4	0-0	1-5	1-2-3	2	3	0	1	0	1	25
44 Mitchell, Javan	0-1	0-0	0-0	0-0-0	1	0	0	0	0	0	4
55 McCoy, Ryan	3-5	0-1	2-2	0-1-1	3	8	1	1	0	2	23
TEAM				2-1-3							
Totals.....	21-50	2-14	14-26	10-14-24	23	58	9	10	1	12	200

FG 1st Half: 14-31 45.2% 2nd Half: 7-19 36.8% **Game:** 42.0%
3-Pt. FG 1st Half: 1-7 14.3% 2nd Half: 1-7 14.3% **Game:** 14.3%
FT 1st Half: 4-6 66.7% 2nd Half: 10-20 50.0% **Game:** 53.8%

MT (7-6, 2-0)	FG	3FG	FT	REB	F	TP	A	T	B	S	MIN
04 O'Neil, Calvin*	2-4	0-0	4-6	3-4-7	0	8	4	4	0	1	33
05 Emanuel, Rod*	1-5	1-3	2-2	0-5-5	2	5	0	4	1	0	20
15 Washington, J.*	5-10	4-8	9-11	0-4-4	3	23	5	2	0	1	36
31 Yates, Desmond*	3-7	1-2	0-0	0-1-1	5	7	0	2	0	0	12
32 Ottley, Trevor*	0-1	0-0	4-6	2-4-6	4	4	2	1	2	0	27
10 Williams, Demario	0-1	0-0	0-0	0-0-0	0	0	0	0	0	0	5
24 Haddock, M.	3-5	1-1	0-0	3-3-6	3	7	2	2	0	1	24
30 Sulton, J.T.	5-7	0-0	1-1	2-2-4	3	11	0	2	0	1	25
34 Gallman, James	1-2	0-1	1-3	0-2-2	0	3	0	3	0	1	18
TEAM				1-1-2							
Totals.....	20-42	7-15	21-29	11-26-37	20	68	13	20	3	5	200

FG 1st Half: 8-22 36.4% 2nd Half: 12-20 60.0% **Game:** 47.6%
3-Pt. FG 1st Half: 4-10 40.0% 2nd Half: 3-5 60.0% **Game:** 46.7%
FT 1st Half: 9-14 64.3% 2nd Half: 12-15 80.0% **Game:** 72.4%

Score by Periods	1st	2nd	Total
Louisiana	33	25	58
Middle Tennessee	29	39	68

Game 14 *Memorial Gym (12,383)*
MIDDLE TENNESSEE **53**
VANDERBILT **73**

Jan. 4, 2010 - Nashville, Tenn.

MT (7-7)	FG	3FG	FT	REB	F	TP	A	T	B	S	MIN
31 Yates, Desmond*	7-14	0-2	0-0	1-2-3	4	14	0	2	0	1	33
32 Ottley, Trevor*	0-4	0-0	2-2	2-4-6	3	2	0	0	2	1	21
04 O'Neil, Calvin*	3-4	0-0	0-1	2-1-3	1	6	0	0	0	1	32
05 Emanuel, Rod*	3-13	1-8	0-1	1-4-5	2	7	2	3	0	2	25
15 Washington, J.*	4-10	3-7	2-4	0-6-6	2	13	3	2	0	2	36
10 Williams, Demario	0-2	0-0	0-0	1-1-2	1	0	1	0	0	0	4
22 Little, John David	0-0	0-0	0-0	0-0-0	0	0	0	0	0	0	1
23 Murray, David	1-1	0-0	0-0	0-0-0	0	2	0	0	0	0	2
24 Haddock, M.	2-4	0-1	2-2	1-1-2	1	6	1	1	0	0	19
30 Sulton, J.T.	0-2	0-0	1-2	1-1-2	5	1	0	0	0	0	11
34 Gallman, James	1-2	0-1	0-0	0-0-0	1	2	2	2	0	0	15
50 Jones, Josh	0-0	0-0	0-0	0-0-0	0	0	0	1	0	0	1
TEAM				3-1-4							
Totals.....	21-56	4-19	7-12	12-21-33	20	53	9	13	2	7	200

FG 1st Half: 11-31 35.5% 2nd Half: 10-25 40.0% **Game:** 37.5%
3-Pt. FG 1st Half: 2-10 20.0% 2nd Half: 2-9 22.2% **Game:** 21.1%
FT 1st Half: 5-7 71.4% 2nd Half: 2-5 40.0% **Game:** 58.3%

VU (11-3)	FG	3FG	FT	REB	F	TP	A	T	B	S	MIN
24 WALKER, Andre*	1-1	0-0	0-0	0-3-3	2	2	3	1	1	1	25
44 TAYLOR, Jeffery*	3-7	0-0	8-12	2-3-5	0	14	4	1	1	0	25
04 OGILVY, A.J.*	4-7	0-0	2-2	0-2-2	5	10	2	0	2	1	14
00 BEAL, Jermaine*	4-8	3-6	0-0	0-3-2	0	11	3	2	0	0	26
01 TINSLEY, Brad*	2-6	0-4	1-1	1-2-3	1	5	2	3	1	1	29
03 EZELI, Festus	5-8	0-0	0-2	1-2-3	2	10	0	1	3	0	21
05 GOULBOURNE, L.	1-1	0-0	2-2	1-4-5	0	4	1	0	1	0	14
10 MERIWETHER, C.	0-0	0-0	0-0	0-0-0	0	0	0	0	0	0	0+
12 SMART, Jordan	0-0	0-0	0-0	0-0-0	0	0	0	0	0	0	0+
14 NOLL, Aaron	0-0	0-0	0-0	0-0-0	0	0	0	0	0	0	0+
21 MCCELLELLAN, D.	1-3	0-1	0-0	0-0-0	0	2	0	1	0	0	7
23 JENKINS, John	4-8	3-6	2-2	0-3-3	1	13	1	0	0	0	26
33 TCHIENGANG, Steve	1-2	0-0	0-0	0-2-2	1	2	1	1	1	0	12
50 DUFFY, Joe	0-0	0-0	0-0	0-0-0	0	0	1	0	0	1	1
TEAM				2-2-4							
Totals.....	26-51	6-17	15-21	7-26-33	12	73	18	10	10	4	200

FG 1st Half: 17-28 60.7% 2nd Half: 9-23 39.1% **Game:** 51.0%
3-Pt. FG 1st Half: 4-9 44.4% 2nd Half: 2-8 25.0% **Game:** 35.3%
FT 1st Half: 3-5 60.0% 2nd Half: 12-16 75.0% **Game:** 71.4%

Score by Periods	1st	2nd	Total
Middle Tennessee	29	24	53
Vanderbilt	41	32	73

Game 15 *Convocation Center (1,634)*
MIDDLE TENNESSEE **67**
ARKANSAS STATE **69**

Jan. 7, 2010 - Jonesboro, Ark.

MT (7-8, 2-1)	FG	3FG	FT	REB	F	TP	A	T	B	S	MIN
24 Haddock, M.*	7-12	1-4	9-9	4-2-6	4	24	3	1	0	1	23
31 Yates, Desmond*	3-13	0-3	4-4	1-1-2	4	10	0	0	1	0	36
04 O'Neil, Calvin*	1-4	0-0	0-0	4-2-6	2	2	4	0	0	0	26
05 Emanuel, Rod*	8-18	1-5	3-6	0-6-6	3	20	3	0	1	1	39
15 Washington, J.*	1-3	1-3	0-0	1-1-2	5	3	3	3	0	2	26
10 Williams, Demario	0-1	0-0	0-0	0-1-1	1	0	0	0	0	0	14
30 Sulton, J.T.	0-1	0-0	0-0	3-1-4	3	0	0	3	0	0	12
32 Ottley, Trevor	1-1	0-0	1-1	1-1-2	2	3	0	0	1	0	8
34 Gallman, James	2-2	1-1	0-0	0-1-1	2	5	1	0	0	2	16
TEAM				2-1-3							
Totals.....	23-55	4-16	17-20	16-17-33	26	67	12	11	3	6	200

FG 1st Half: 11-27 40.7% 2nd Half: 12-28 42.9% **Game:** 41.8%
3-Pt. FG 1st Half: 2-8 25.0% 2nd Half: 2-8 25.0% **Game:** 25.0%
FT 1st Half: 7-10 70.0% 2nd Half: 10-10 100% **Game:** 85.0%

ASU (8-7, 3-1)	FG	3FG	FT	REB	F	TP	A	T	B	S	MIN
15 Peterson, B.*	3-5	0-0	7-12	2-0-2	4	13	0	3	2	1	24
13 Adams, Martavius*	3-3	0-0	3-4	3-3-6	4	9	1	3	1	0	31
01 Reed, Brandon*	3-14	2-7	5-6	2-3-5	1	13	1	0	1	1	33
02 Finn, Trey*	3-8	2-4	0-0	3-7-10	1	8	2	2	0	2	38
12 Allison, Rashad*	4-8	0-2	7-8	0-1-1	2	15	4	0	0	0	37
05 Thomas, Jeremy	2-2	0-0	2-2	1-1-2	2	6	1	0	0	0	15
10 Sterrenberg, A.	1-1	0-0	2-2	0-0-0	1	4	0	0	0	0	12
44 Butler, Justin	0-0	0-0	1-2	0-2-2	2	1	0	0	2	0	10
TEAM				0-2-2							
Totals.....	19-41	4-13	27-36	11-19-30	17	69	9	12	6	4	200

FG 1st Half: 9-20 45.0% 2nd Half: 10-21 47.6% **Game:** 46.3%
3-Pt. FG 1st Half: 3-9 33.3% 2nd Half: 1-4 25.0% **Game:** 30.8%
FT 1st Half: 12-16 75.0% 2nd Half: 15-20 75.0% **Game:** 75.0%

Score by Periods	1st	2nd	Total
Middle Tennessee	31	36	67
Arkansas State	33	36	69

Game 16 *Jack Stephens Center (4,114)*
MIDDLE TENNESSEE **66**
ARKANSAS-LITTLE ROCK **52**

Jan. 9, 2010 - Little Rock, Ark.

MT (8-8, 3-1)	FG	3FG	FT	REB	F	TP	A	T	B	S	MIN
04 O'Neil, Calvin*	2-7	0-0	6-6	2-3-5	1	10	2	2	0	0	36
05 Emanuel, Rod*	3-5	1-2	0-0	0-5-5	4	7	2	1	0	0	22
10 Williams, Demario*	1-2	0-0	0-0	0-0-0	1	2	1	0	0	0	10
24 Haddock, M.*	6-12	0-0	1-2	1-8-9	2	13	2	1	0	0	35
31 Yates, Desmond*	4-7	2-2	0-0	1-2-3	5	10	2	0	0	1	15
15 Washington, J.	0-4	0-3	6-8	1-1-2	2	6	2	1	1	0	32
30 Sulton, J.T.	1-6	0-0	2-2	3-6-9	3	4	0	1	0	0	28
34 Gallman, James	5-8	4-6	0-0	0-2-2	2	14	0	3	0	0	18
50 Jones, Josh	0-1	0-0	0-0	0-0-0	0	0	0	0	0	0	4
TEAM				2-3-5							
Totals.....	22-52	7-13	15-18	10-30-40	20	66	11	9	1	1	200

FG 1st Half: 10-31 32.3% 2nd Half: 12-21 57.1% **Game:** 42.3%
3-Pt. FG 1st Half: 1-5 20.0% 2nd Half: 6-8 75.0% **Game:** 53.8%
FT 1st Half: 6-6 100% 2nd Half: 9-12 75.0% **Game:** 83.3%

UALR (4-12, 0-5)	FG	3FG	FT	REB	F	TP	A	T	B	S	MIN
12 Jackson, Courtney*	1-6	0-1	5-7	4-7-11	2	7	1	1	0	0	26
24 Burton, Wayne*	1-1	0-0	0-2	0-1-1	4	2	0	2	0	0	9
11 Foster, Lionel*	1-3	0-2	2-3	0-1-1	1	4	2	0	0	2	31
21 Garcia-Mendoza, A.*	1-7	0-3	5-5	1-3-4	2	7	1	1	0	1	34
22 Bozeman, Solomon*	3-10	2-5	3-4	0-2-2	1	11	3	3	0	0	25
02 Stewart, Kelson	0-3	0-2	2-2	0-0-0	1	2	0	0	0	0	16
03 Cicic, Nikola	0-1	0-1	0-0	0-0-0	2	0	1	0	0	0	6
23 Davison, Ricky	3-7	2-5	2-2	2-0-2	1	10	3	1	0	0	22
33 Bails, Derrick	0-4	0									

BOX SCORES

Game 17

FLORIDA INTERNATIONAL
MIDDLE TENNESSEE

Murphy Center (2,614)

65
58

Jan. 14, 2010 - Murfreesboro, Tenn.

FIU (6-14, 3-4)	FG	3FG	FT	REB	F	TP	A	T	B	S	MIN
02 Weaver, Stephon*	3-6	2-3	1-2	0-0-0	1	9	0	0	0	2	26
10 Otero, JC*	5-8	1-3	0-1	2-5-7	1	11	1	1	0	3	31
21 Essola, Cedric*	2-2	0-0	0-0	0-1-1	3	4	0	1	0	0	17
33 Miro, Steven*	2-2	0-0	0-0	0-0-0	3	4	0	1	0	1	15
34 Bright, Marlon*	3-6	0-1	0-0	4-6-10	2	6	2	1	0	0	36
03 Russell, Tremayne	2-4	0-0	0-1	0-3-3	5	4	0	5	1	2	17
04 Gary, Phil	2-4	0-1	4-6	0-2-2	4	8	4	5	0	2	27
05 Kee, Martavis	1-2	0-1	0-0	0-0-0	0	2	0	1	0	0	6
11 Roberts, Marvin	6-12	1-4	4-5	0-4-4	3	17	1	3	0	1	25
TEAM				1-3-4							
Totals.....	26-46	4-13	9-15	7-24-31	22	65	8	18	1	11	200

FG	1st Half: 12-23 52.2%	2nd Half: 14-23 60.9%	Game: 56.5%
3-Pt. FG	1st Half: 1-7 14.3%	2nd Half: 3-6 50.0%	Game: 30.8%
FT	1st Half: 3-5 60.0%	2nd Half: 6-10 60.0%	Game: 60.0%

MT (8-9, 3-2)	FG	3FG	FT	REB	F	TP	A	T	B	S	MIN
04 O'Neil, Calvin*	1-3	0-0	0-0	2-1-3	2	2	2	2	0	1	23
05 Emanuel, Rod*	0-4	0-4	0-0	0-2-2	3	0	1	2	0	1	20
15 Washington, J.*	1-9	0-6	2-4	1-3-4	4	4	3	1	0	2	30
24 Haddock, M.*	7-15	1-3	8-8	4-6-10	3	23	0	4	0	1	37
31 Yates, Desmond*	7-12	1-2	1-2	4-1-5	3	16	0	1	0	0	34
10 Williams, Demario	0-1	0-0	0-0	0-0-0	0	0	0	1	0	0	8
30 Sulton, J.T.	2-2	0-0	0-0	1-1-2	1	4	0	2	0	0	9
32 Ottley, Trevor	0-1	0-0	0-0	0-1-1	2	0	0	1	0	1	9
34 Gallman, James	2-8	2-8	3-4	0-1-1	2	9	1	2	0	0	29
45 Hudson, Theryn	0-0	0-0	0-0	0-0-0	0	0	0	0	0	0	1
TEAM				0-2-2							
Totals.....	20-55	4-23	14-18	12-18-30	20	58	7	16	0	6	200

FG	1st Half: 10-24 41.7%	2nd Half: 10-31 32.3%	Game: 36.4%
3-Pt. FG	1st Half: 1-7 14.3%	2nd Half: 3-16 18.8%	Game: 17.4%
FT	1st Half: 4-4 100%	2nd Half: 10-14 71.4%	Game: 77.8%

Score by Periods	1st	2nd	Total
FIU	28	37	65
Middle Tennessee	25	33	58

Game 18

FLORIDA ATLANTIC
MIDDLE TENNESSEE

Murphy Center (2,890)

61
60

Jan. 16, 2010 - Murfreesboro, Tenn.

FAU (8-10, 4-3)	FG	3FG	FT	REB	F	TP	A	T	B	S	MIN
02 Taylor, Raymond*	3-9	3-8	1-4	0-3-3	0	10	4	3	0	0	30
05 Tucker, Alex*	4-7	0-1	0-0	1-1-2	3	8	6	2	0	1	35
22 Gantt, Greg*	2-5	1-1	0-3	0-0-0	3	5	0	1	0	1	26
23 Hughley, Sanchez*	3-9	1-3	4-4	0-6-6	4	11	1	3	0	2	30
40 Royster, Brett*	3-6	0-0	3-4	2-6-8	5	9	0	3	7	0	28
01 Richardson, Shavar	4-10	2-6	0-0	1-3-4	3	10	0	2	0	2	29
04 Mattison, Andre	0-0	0-0	0-0	0-0-0	0	0	0	0	0	0	1
21 McCoy, Jordan	2-5	0-0	4-5	0-3-3	4	8	0	0	0	0	14
35 Stewart, Darren	0-0	0-0	0-0	0-0-0	0	0	0	0	0	0	0+
50 Simpson, DeMonte	0-2	0-0	0-0	1-0-1	0	0	0	0	0	0	7
TEAM				1-1-2							
Totals.....	21-53	7-19	12-20	6-23-29	22	61	11	14	7	6	200

FG	1st Half: 11-31 35.5%	2nd Half: 10-22 45.5%	Game: 39.6%
3-Pt. FG	1st Half: 5-12 41.7%	2nd Half: 2-7 28.6%	Game: 36.8%
FT	1st Half: 3-3 100%	2nd Half: 9-17 52.9%	Game: 60.0%

MT (8-10, 3-3)	FG	3FG	FT	REB	F	TP	A	T	B	S	MIN
04 O'Neil, Calvin*	3-6	1-1	0-4	2-7-9	0	7	2	1	0	2	36
24 Haddock, M.*	4-8	1-1	2-4	4-4-8	3	11	0	3	1	2	26
31 Yates, Desmond*	8-15	1-3	2-2	2-2-4	5	19	0	1	0	0	20
34 Gallman, James*	0-1	0-0	0-0	0-1-1	3	0	1	4	0	0	16
45 Hudson, Theryn*	2-3	0-0	0-0	1-3-4	4	4	0	3	2	0	15
05 Emanuel, Rod	1-4	0-1	2-6	0-3-3	0	4	0	2	0	1	24
15 Washington, James	2-10	0-1	5-7	0-3-3	4	9	8	2	0	0	33
30 Sulton, J.T.	1-1	0-0	0-1	1-1-2	1	2	0	0	0	1	10
32 Ottley, Trevor	1-7	0-0	2-4	3-6-9	2	4	1	2	3	2	20
TEAM				3-0-3							
Totals.....	22-55	3-7	13-28	16-30-46	22	60	12	18	6	8	200

FG	1st Half: 10-29 34.5%	2nd Half: 12-26 46.2%	Game: 40.0%
3-Pt. FG	1st Half: 1-4 25.0%	2nd Half: 2-3 66.7%	Game: 42.9%
FT	1st Half: 6-11 54.5%	2nd Half: 7-17 41.2%	Game: 46.4%

Score by Periods	1st	2nd	Total
Florida Atlantic	30	31	61
Middle Tennessee	27	33	60

Game 19

WESTERN KENTUCKY
MIDDLE TENNESSEE

Murphy Center (3,605)

46
47

Jan. 18, 2010 - Murfreesboro, Tenn.

WKU (11-5, 4-2)	FG	3FG	FT	REB	F	TP	A	T	B	S	MIN
10 Slaughter, AJ*	3-8	2-4	3-5	0-2-2	1	11	2	1	0	2	40
04 Dickerson, Caden*	1-3	0-1	2-2	0-0-0	2	4	1	0	0	0	36
14 Crook, Jamal*	0-1	0-0	0-0	0-0-0	2	0	1	3	0	0	6
30 Pettigrew, S.*	4-8	2-3	2-4	0-4-4	3	12	0	3	0	1	23
40 Evans, Jeremy*	2-6	0-0	4-7	4-7-11	3	8	1	0	2	3	36
05 Dixon, Cliff	1-2	0-0	2-2	0-4-4	4	4	0	1	0	1	13
12 Swing, Jordan	0-1	0-1	0-0	0-0-0	0	0	0	0	0	0	3
13 Tipping, Jameson	0-0	0-0	0-0	0-0-0	0	0	0	0	0	0	1
45 Milosevic, Nemanja	0-1	0-0	0-0	1-2-3	1	0	0	1	0	0	9
55 Sally,Anthony	3-11	1-6	0-2	0-2-2	3	7	3	1	0	1	33
TEAM				3-3-6							
Totals.....	14-41	5-15	13-22	8-24-32	19	46	8	11	2	8	200

FG	1st Half: 4-19 21.1%	2nd Half: 10-22 45.5%	Game: 34.1%
3-Pt. FG	1st Half: 2-7 28.6%	2nd Half: 3-8 37.5%	Game: 33.3%
FT	1st Half: 5-10 50.0%	2nd Half: 8-12 66.7%	Game: 59.1%

MT (9-10, 4-3)	FG	3FG	FT	REB	F	TP	A	T	B	S	MIN
04 O'Neil, Calvin*	3-6	0-1	1-3	1-4-5	2	7	1	2	0	1	36
15 Washington, J.*	3-7	1-3	2-4	2-5-7	3	9	3	2	0	1	40
24 Haddock, M.*	5-10	1-4	0-0	2-6-8	4	11	0	5	0	0	34
30 Sulton, J.T.*	2-2	0-0	0-0	1-2-3	3	4	0	1	0	0	12
31 Yates, Desmond*	5-16	1-3	3-4	3-4-7	3	14	0	1	0	1	38
05 Emanuel, Rod	0-3	0-1	0-0	0-1-1	1	0	2	0	0	0	9
32 Ottley, Trevor	1-1	0-0	0-0	1-0-1	3	2	0	1	0	0	8
34 Gallman, James	0-5	0-3	0-0	0-1-1	2	0	0	0	0	0	19
45 Hudson, Theryn	0-1	0-0	0-0	0-0-0	1	0	0	0	1	0	4
TEAM				2-2-4							
Totals.....	19-51	3-15	6-11	12-25-37	22	47	6	12	1	3	200

FG	1st Half: 12-29 41.4%	2nd Half: 7-22 31.8%	Game: 37.3%
3-Pt. FG	1st Half: 1-8 12.5%	2nd Half: 2-7 28.6%	Game: 20.0%
FT	1st Half: 0-0 0.0%	2nd Half: 6-11 54.5%	Game: 54.5%

Score by Periods	1st	2nd	Total
Western Kentucky	15	31	46
Middle Tennessee	25	22	47

Game 20

LOUISIANA-MONROE
MIDDLE TENNESSEE

Fant-Ewing Coliseum (1,215)

60
69

Jan. 21, 2010 - Monroe, La.

MT (10-10, 5-3)	FG	3FG	FT	REB	F	TP	A	T	B	S	MIN
30 Sulton, J.T.*	2-6	0-0	0-0	3-1-4	4	4	0	0	0	1	16
31 Yates, Desmond*	6-12	2-3	2-3	0-5-5	2	16	3	0	0	1	37
04 O'Neil, Calvin*	2-6	0-0	8-9	2-3-5	0	12	5	3	0	0	35
15 Washington, J.*	4-13	4-11	8-8	0-2-2	1	20	2	3	0	2	36
24 Haddock, M.*	3-9	0-1	5-6	2-6-8	4	11	3	0	0	1	30
05 Emanuel, Rod	0-2	0-0	0-0	0-0-0	1	0	0	3	0	2	9
32 Ottley, Trevor	2-3	0-0	0-0	1-1-2	3	4	0	0	0	1	13
34 Gallman, James	1-4	0-3	0-0	0-3-3	2	2	1	3	0	1	24
TEAM				0-1-1							
Totals.....	20-55	6-18	23-26	8-22-30	17	69	14	12	0	9	200

FG	1st Half: 12-29 41.4%	2nd Half: 8-26 30.8%	Game: 36.4%
3-Pt. FG	1st Half: 4-11 36.4%	2nd Half: 2-7 28.6%	Game: 33.3%
FT	1st Half: 4-5 80.0%	2nd Half: 19-21 90.5%	Game: 88.5%

ULM (8-12, 3-6)	FG	3FG	FT	REB	F	TP	A	T	B	S	MIN
03 Turner, Rudy*	4-7	0-0	4-9	0-6-6	3	12	1	6	1	1	26
22 Gilbert, Lawrence*	4-12	4-9	2-2	0-10-10	2	14	0	4	0	1	29
00 Hooper, Tony*	2-7	1-5	2-2								

BOX SCORES

Game 21 *E.A. Diddle Arena (6,026)*
MIDDLE TENNESSEE **84**
WESTERN KENTUCKY **74**

Jan. 23, 2010 - Bowling Green, Ky.

MT (11-10, 6-3)	FG	3FG	FT	REB	F	TP	A	T	B	S	MIN
24 Haddock, M.*	6-9	1-1	1-2	0-4-4	5	14	2	3	0	1	32
30 Sulton, J.T.*	0-3	0-0	0-0	1-1-2	3	0	0	1	0	0	19
31 Yates, Desmond*	8-12	3-3	9-10	0-4-4	3	28	0	1	0	0	30
04 O'Neil, Calvin*	4-6	1-1	2-3	0-3-3	2	11	5	0	0	0	37
15 Washington, J.*	4-11	2-5	8-8	0-4-4	3	18	4	2	0	2	38
05 Emanuel, Rod	0-2	0-1	0-0	0-0-0	1	0	0	0	0	0	7
32 Ottley, Trevor	2-2	0-0	1-2	0-4-4	4	5	0	0	2	0	10
34 Gallman, James	2-3	2-2	2-2	0-1-1	3	8	3	1	0	0	27
Totals.....	26-48	9-13	23-27	1-21-22	24	84	14	8	2	3	200

FG	1st Half: 12-25 48.0%	2nd Half: 14-23 60.9%	Game: 54.2%
3-Pt. FG	1st Half: 6-9 66.7%	2nd Half: 3-4 75.0%	Game: 69.2%
FT	1st Half: 3-4 75.0%	2nd Half: 20-23 87.0%	Game: 85.2%

WKU (11-8, 4-4)	FG	3FG	FT	REB	F	TP	A	T	B	S	MIN
10 Dickerson, Caden*	1-7	0-4	0-0	0-0-0	3	2	2	0	0	2	32
30 Pettigrew, S.*	8-15	1-3	5-8	6-3-9	4	22	0	0	1	0	37
40 Evans, Jeremy*	5-7	0-0	0-0	3-6-9	3	10	0	2	2	0	31
04 Slaughter, AJ*	5-16	2-9	8-12	0-6-6	2	20	4	1	0	0	40-
14 Crook, Jamal*	2-3	0-0	0-0	0-1-1	1	4	1	1	0	0	20
05 Dixon, Cliff	4-6	0-0	4-5	2-3-5	1	12	0	2	0	0	14
12 Swing, Jordan	0-1	0-0	1-2	1-0-1	0	1	0	0	1	0	1
13 Tipping, Jameson	0-0	0-0	0-0	0-0-0	0	0	0	0	0	0	2
45 Milosevic, Nemanja	0-1	0-0	0-0	0-0-0	0	0	0	0	0	0	2
55 Sally, Anthony	0-1	0-1	3-4	0-3-3	2	3	3	3	0	0	21
TEAM				1-0-1							
Totals.....	25-57	3-17	21-31	13-22-35	16	74	10	9	4	2	200

FG	1st Half: 12-29 41.4%	2nd Half: 13-28 46.4%	Game: 43.9%
3-Pt. FG	1st Half: 2-7 28.6%	2nd Half: 1-10 10.0%	Game: 17.6%
FT	1st Half: 4-9 44.4%	2nd Half: 17-22 77.3%	Game: 67.7%

Score by Periods	1st	2nd	Total
Middle Tennessee	33	51	84
Western Kentucky	30	44	74

Game 22 *Murphy Center (3,628)*
NEW ORLEANS **46**
MIDDLE TENNESSEE **66**

Jan. 28, 2010 - Murfreesboro, Tenn.

UNO (7-14, 2-8)	FG	3FG	FT	REB	F	TP	A	T	B	S	MIN
00 Blair, Carl*	0-3	0-1	0-0	0-1-1	1	0	2	6	0	0	23
04 Mpondo, Johann*	2-6	0-0	0-0	2-1-3	0	4	0	2	1	0	22
14 Carmouche, C.*	4-10	0-2	4-7	0-3-3	0	12	1	2	0	3	38
15 McDonald, Devin*	2-6	1-3	0-0	0-2-2	1	5	3	2	0	2	39
45 Hart, Eijke*	2-6	0-0	0-0	1-7-8	3	4	0	3	0	0	28
05 Damachoua, D.	0-0	0-0	0-0	0-0-0	1	0	0	2	0	0	6
13 Tyrna, Jiroslav	3-5	3-5	4-4	0-2-2	3	13	0	5	0	0	26
22 Diggs, Quincy	2-3	0-0	4-6	4-1-5	2	8	0	1	0	0	15
55 Lewis, J.L.	0-2	0-2	0-0	0-0-0	1	0	0	1	0	0	3
TEAM				2-3-5							
Totals.....	15-41	4-13	12-17	9-20-29	12	46	6	24	1	5	200

FG	1st Half: 10-25 40.0%	2nd Half: 5-16 31.3%	Game: 36.6%
3-Pt. FG	1st Half: 2-6 33.3%	2nd Half: 2-7 28.6%	Game: 30.8%
FT	1st Half: 2-3 66.7%	2nd Half: 10-14 71.4%	Game: 70.6%

MT (12-10, 7-3)	FG	3FG	FT	REB	F	TP	A	T	B	S	MIN
04 O'Neil, Calvin*	4-7	0-0	0-0	1-1-2	3	8	1	1	1	0	22
15 Washington, J.*	4-8	3-5	0-0	0-0-0	1	11	4	2	0	0	34
24 Haddock, M.*	6-11	0-2	2-2	2-6-8	5	14	1	4	0	1	29
30 Sulton, J.T.*	1-3	0-0	0-0	1-1-2	1	2	1	3	1	0	15
31 Yates, Desmond*	2-10	1-4	0-0	1-6-7	2	5	1	0	0	0	30
05 Emanuel, Rod	6-7	0-0	2-3	1-2-3	2	14	1	1	0	4	22
10 Williams, Demario	0-1	0-0	0-0	0-1-1	0	0	0	0	0	1	2
22 Little, John David	0-0	0-0	0-0	0-0-0	0	0	0	0	0	0	2
23 Murray, David	2-4	0-1	0-0	1-0-1	1	4	0	1	0	0	7
32 Ottley, Trevor	0-0	0-0	0-0	0-0-0	1	0	0	0	0	4	8
33 Joines, Matt	0-0	0-0	0-0	0-0-0	0	0	0	0	0	0	1
34 Gallman, James	2-4	1-2	3-3	0-2-2	4	8	1	1	0	1	26
50 Jones, Josh	0-0	0-0	0-0	0-0-0	0	0	0	0	0	0	2
TEAM				1-1-2							
Totals.....	27-55	5-14	7-8	8-20-28	20	66	10	13	2	11	200

FG	1st Half: 14-29 48.3%	2nd Half: 13-26 50.0%	Game: 49.1%
3-Pt. FG	1st Half: 1-6 16.7%	2nd Half: 4-8 50.0%	Game: 35.7%
FT	1st Half: 3-3 100%	2nd Half: 4-5 80.0%	Game: 87.5%

Score by Periods	1st	2nd	Total
Univ. of New Orleans	24	22	46
Middle Tennessee	32	34	66

Game 23 *Murphy Center (3,012)*
NORTH TEXAS **64**
MIDDLE TENNESSEE **69**

Jan. 30, 2010 - Murfreesboro, Tenn.

UNT (13-8, 6-5)	FG	3FG	FT	REB	F	TP	A	T	B	S	MIN
04 Odufuwa, George*	4-7	0-0	3-7	1-12-13	4	11	2	1	1	0	37
10 White, Josh*	2-9	1-3	8-9	0-3-3	1	13	3	3	0	2	37
14 Thompson, Tristan*	5-12	2-5	5-6	1-2-3	4	17	0	2	1	1	38
21 Shorter, Shannon*	2-8	1-1	1-2	1-0-1	2	6	0	1	1	0	22
25 Tramiel, Eric*	0-2	0-1	2-2	0-3-3	5	2	0	2	1	0	17
03 Williams, Alzee	0-0	0-0	0-0	0-1-1	0	0	0	0	0	0	3
20 Mangrum, Collin	1-2	1-2	0-0	0-2-4	4	3	0	2	0	2	25
30 Holmen, Jacob	2-6	0-1	0-0	1-3-4	2	4	2	3	1	0	13
42 Spencer, Cameron	2-2	0-0	4-4	1-2-3	1	8	1	0	1	0	8
TEAM				2-0-2							
Totals.....	18-48	5-13	23-30	7-28-35	23	64	8	14	6	5	200

FG	1st Half: 7-22 31.8%	2nd Half: 11-26 42.3%	Game: 37.5%
3-Pt. FG	1st Half: 1-4 25.0%	2nd Half: 4-9 44.4%	Game: 38.5%
FT	1st Half: 16-20 80.0%	2nd Half: 7-10 70.0%	Game: 76.7%

MT (13-10, 8-3)	FG	3FG	FT	REB	F	TP	A	T	B	S	MIN
04 O'Neil, Calvin*	5-9	0-0	3-6	0-4-4	2	13	3	1	1	2	35
15 Washington, J.*	1-2	0-0	1-2	0-1-1	2	3	1	2	0	0	27
24 Haddock, M.*	4-13	0-0	7-8	1-7-8	3	15	1	0	1	0	37
30 Sulton, J.T.*	0-1	0-0	2-2	2-2-4	4	2	0	1	0	2	17
31 Yates, Desmond*	4-10	1-2	3-3	0-1-1	4	12	1	1	1	1	26
05 Emanuel, Rod	6-8	0-0	0-1	0-3-3	3	12	1	2	0	3	23
23 Murray, David	2-3	0-0	3-4	0-1-1	0	7	0	0	0	2	7
32 Ottley, Trevor	1-2	0-0	0-1	2-3-5	3	2	0	1	3	1	13
34 Gallman, James	1-4	1-4	0-0	0-0-0	3	3	1	2	0	0	15
TEAM				2-4-6							
Totals.....	24-52	2-6	19-27	7-26-33	24	69	8	10	6	11	200

FG	1st Half: 12-26 46.2%	2nd Half: 12-26 46.2%	Game: 46.2%
3-Pt. FG	1st Half: 2-4 50.0%	2nd Half: 0-2 0.0%	Game: 33.3%
FT	1st Half: 9-13 69.2%	2nd Half: 10-14 71.4%	Game: 70.4%

Score by Periods	1st	2nd	Total
North Texas	31	33	64
Middle Tennessee	35	34	69

Game 24 *Murphy Center (3,305)*
TROY **70**
MIDDLE TENNESSEE **67**

Feb. 4, 2010 - Murfreesboro, Tenn.

Troy (13-10, 8-4)	FG	3FG	FT	REB	F	TP	A	T	B	S	MIN
14 Hazzard, Brandon*	7-16	5-10	2-2	2-1-3	1	21	0	2	0	2	36
20 Jones, Antywan*	3-7	0-1	1-4	0-5-5	2	7	3	2	0	1	25
24 Vogler, Michael*	5-9	0-2	6-6	0-1-1	3	16	5	4	0	0	38
33 Delk, Richard*	3-5	1-3	0-1	0-7-7	3	7	0	0	0	0	32
35 Coleman, Yamene*	5-7	0-0	2-2	2-2-4	4	12	0	0	0	1	22
02 Taylor, Vernon	2-8	1-5	0-0	1-4-5	2	5	1	1	0	0	24
03 Patsatsia, Levon	0-0	0-0	0-0	0-1-1	0	0	0	0	0	1	5
21 Toombs, Bernard	1-3	0-0	0-2	2-2-4	2	2	1	0	0	0	18
TEAM				1-0-1							
Totals.....	26-55	7-21	11-1								

INDIVIDUAL PLAYER HIGHS

#4 CALVIN O'NEIL

	Season	Career
Points	13, vs. North Texas (01/30/10)	21, at Troy (02/28/07)
Field Goals	5, vs. North Texas (01/30/10)	6, 4X (last 01/29/09)
3-Pt Field Goals	1, 2x, last at WKU (1/23/10)	2, 3X (last 01/29/09)
Free Throws	8, at ULM (01/21/10)	8, at Troy (02/28/07)
Rebounds	9, vs. Florida Atlantic (1/16/10)	9, 2x, last vs. FAU (1/16/10)
Assists	5, 2x, last at WKU (1/23/10)	6, 2X (last 02/22/07)
Steals	3, vs. Howard (12/22/09)	3, 6X (last 12/22/09)
Blocked Shots	1, 2x, last vs. North Texas (01/30/10)	1, 12X (last 01/30/10)
Minutes	37, 3x, last vs. Troy (2/4/10)	40, at New Orleans (01/13/07)

#5 Rod Emanuel

	Season	Career
Points	20, 2x, last at Arkansas St. (1/7/10)	Same
Field Goals	8, at Arkansas State (1/7/10)	Same
3-Pt Field Goals	3, at UAB (12/2/09)	Same
Free Throws	4, 2x, last vs. SIUE (12/15/09)	Same
Rebounds	7, 2x, last vs. SIUE (12/15/09)	Same
Assists	4, 2x, last vs. SIUE (12/15/09)	Same
Steals	4, vs. New Orleans (1/28/10)	Same
Blocked Shots	1, 4x, last vs. FAU (1/16/10)	Same
Minutes	39, at Arkansas State (1/7/10)	Same

#10 DEMARIO WILLIAMS

	Season	Career
Points	5, 2x, last vs. Howard (12/22/09)	12, at Troy (02/12/09)
Field Goals	2, vs. Howard (12/22/09)	4, at Troy (02/12/09)
3-Pt Field Goals	1, vs. Howard (12/22/09)	1, 5X (last 12/22/09)
Free Throws	3, vs. Lamar (11/19/09)	4, vs. North Texas (02/14/09)
Rebounds	4, vs. Lamar (11/19/09)	4, vs. SIU-Edwardsville (12/07/08)
Assists	2, vs. King College (11/13/09)	5, vs. Trevecca (11/14/08)
Steals	2, vs. Lamar (11/19/09)	4, vs. SIU-Edwardsville (12/07/08)
Blocked Shots	1, vs. Lamar (11/19/09)	1, vs. North Texas (02/14/09)
Minutes	18, at Ohio (11/15/09)	25, at Troy (02/12/09)

#15 James Washington

	Season	Career
Points	24, vs. King College (11/13/09)	Same
Field Goals	8, vs. King College (11/13/09)	Same
3-Pt Field Goals	5, vs. King College (11/13/09)	Same
Free Throws	11, vs. Lamar (11/19/09)	Same
Rebounds	6, at Vanderbilt (1/4/10)	Same
Assists	11, vs. Cumberland (11/23/09)	Same
Steals	5, vs. Cumberland (11/23/09)	Same
Blocked Shots	1, at UALR (1/9/10)	Same
Minutes	40, 2x, last vs WKU (01/18/10)	Same

#22 John David Little

	Season	Career
Points	9, vs. SIU Edwardsville (12/15/09)	Same
Field Goals	3, vs. SIU Edwardsville (12/15/09)	Same
3-Pt Field Goals	1, 3x, last vs. SIUE (12/15/09)	Same
Free Throws	2, vs. SIU Edwardsville (12/15/09)	Same
Rebounds	3, vs. Cumberland (11/23/09)	Same
Assists	1, vs. King College (11/13/09)	Same
Steals	-	Same
Blocked Shots	-	Same
Minutes	9, vs. Cumberland (11/23/09)	Same

#23 David Murray

	Season	Career
Points	7, vs. North Texas (01/30/10)	Same
Field Goals	2, 2x, last vs. North Texas (01/30/10)	Same
3-Pt Field Goals	-	Same
Free Throws	3, vs. North Texas (01/30/10)	Same
Rebounds	1, 3x, last vs. North Texas (01/30/10)	Same
Assists	-	Same
Steals	2, vs. North Texas (01/30/10)	Same
Blocked Shots	1, 2x, last vs. SIUE (12/15/09)	Same
Minutes	7, 2x, last vs. North Texas (01/30/10)	Same

#24 MONTARRIO HADDOCK

	Season	Career
Points	25, at Ohio (11/15/09)	26, vs. North Texas (3/8/09)
Field Goals	9, at Ohio (11/15/09)	Same
3-Pt Field Goals	3, at Ohio (11/15/09)	Same
Free Throws	13, vs. King College (11/13/09)	Same
Rebounds	11, vs. SIU Edwardsville (12/15/09)	12, 2X (last 02/12/09)
Assists	3, 4x, last at ULM (01/21/10)	5, at Denver (02/05/09)
Steals	2, 4x, last vs. Troy (2/4/10)	3, at Missouri State (12/22/08)
Blocked Shots	1, 2x, last vs. Troy (2/4/10)	Same
Minutes	37, 2x, last vs. North Texas (01/30/10)	Same

#30 J.T. Sulton

	Season	Career
Points	14, 2x, last at Ohio (11/15/09)	Same
Field Goals	6, at Ohio (11/15/09)	Same
3-Pt Field Goals	-	Same
Free Throws	4, 3x, last at New Orleans (12/31/09)	Same
Rebounds	11, vs. Troy (2/4/10)	Same
Assists	1, 2x, last vs. CU (11/23/09)	Same
Steals	2, vs. Tennessee (12/11/09)	Same
Blocked Shots	1, 4x, last vs. Troy (2/4/10)	Same
Minutes	28, at UALR (01/9/10)	Same

#31 DESMOND YATES

	Season	Career
Points	28, at Western Kentucky (1/23/10)	32, at Houston Baptist (02/07/09)
Field Goals	11, vs. Tennessee (12/11/09)	13, 2X (last 02/07/09)
3-Pt Field Goals	3, at Western Kentucky (1/23/10)	3, 3X (last 1/23/10)
Free Throws	9, at Western Kentucky (1/23/10)	15, at New Orleans (11/24/07)
Rebounds	8, vs. Howard (12/22/09)	13, vs. Troy (12/11/08)
Assists	3, at ULM (01/21/10)	4, at South Alabama (12/22/07)
Steals	1, 5x, last at ULM (01/21/10)	3, vs. Arkansas State (01/22/09)
Blocked Shots	1, 3x, last vs WKU (01/18/10)	3, at FIU (02/09/08)
Minutes	38, vs WKU (01/18/10)	45, at Arkansas State (02/04/08)

#32 Trevor Ottley

	Season	Career
Points	10, vs. Howard (12/22/09)	Same
Field Goals	4, 2x, last vs. Howard (12/22/09)	Same
3-Pt Field Goals	-	Same
Free Throws	4, vs. Louisiana (1/2/10)	Same
Rebounds	9, vs. Florida Atlantic (1/16/10)	Same
Assists	2, 2x, last vs. Louisiana (1/2/10)	Same
Steals	4, vs. New Orleans (1/28/10)	Same
Blocked Shots	3, 3x, last vs. North Texas (01/30/10)	Same
Minutes	27, vs. Louisiana (1/2/10)	Same

INDIVIDUAL PLAYER HIGHS

#33 Matt Joines

	Season	Career
Points	2, vs. SIU Edwardsville (12/15/09)	Same
Field Goals	-	Same
3-Pt Field Goals	-	Same
Free Throws	2, vs. SIU Edwardsville (12/15/09)	Same
Rebounds	1, vs. SIU Edwardsville (12/15/09)	Same
Assists	-	Same
Steals	-	Same
Blocked Shots	-	Same
Minutes	2, vs. SIU Edwardsville (12/15/09)	Same

#34 James Gallman

	Season	Career
Points	19, vs. Cumberland (11/23/09)	Same
Field Goals	7, vs. Belmont (12/8/09)	Same
3-Pt Field Goals	4, 4x, last at UALR (01/9/10)	Same
Free Throws	5, vs. Cumberland (11/23/09)	Same
Rebounds	9, vs. FIU (01/14/10)	Same
Assists	5, at New Orleans (12/31/09)	Same
Steals	2, at Arkansas State (1/7/10)	Same
Blocked Shots	-	Same
Minutes	30, at North Carolina A&T(11/23/09)	Same

#44 KC ANUNA

	Season	Career
Points	2, vs. King College (11/13/09)	2, 3X (last 11/13/09)
Field Goals	1, vs. King College (11/13/09)	1, twice, vs. ULM (01/31/09)
3-Pt Field Goals	-	Same
Free Throws	-	2, vs. SIU-Edwardsville (12/07/08)
Rebounds	-	2, vs. SIU-Edwardsville (12/07/08)
Assists	-	Same
Steals	-	Same
Blocked Shots	-	Same
Minutes	1, 2x, last vs. CU (11/23/09)	2, vs. ULM (01/31/09)

#45 THERYN HUDSON

	Season	Career
Points	13, vs. Cumberland (11/23/09)	19, vs. ULM (03/05/08)
Field Goals	6, 2x, last at UAB (12/2/09)	8, vs. Belmont (12/12/07)
3-Pt Field Goals	-	Same
Free Throws	2, at Marshall (11/17/09)	5, 2X (last 3/5/08)
Rebounds	5, 3x, last vs. Lamar (11/19/09)	13, at WKU (01/02/08)
Assists	1, vs. Lamar (11/19/09)	2, 5X (last 11/23/07)
Steals	1, 2x, at NC A&T(11/23/09)	3, vs. Arkansas State (1/17/07)
Blocked Shots	2, 3x, last vs. FAU (1/16/10)	4, vs. UALR (02/07/08)
Minutes	24, at UAB (12/2/09)	35, vs. UALR (02/07/08)

#50 JOSH JONES

	Season	Career
Points	6, vs. Belmont (12/8/09)	6, vs. Belmont (12/8/09)
Field Goals	3, vs. Belmont (12/8/09)	3, vs. Belmont (12/8/09)
3-Pt Field Goals	-	Same
Free Throws	-	1, at New Orleans (01/24/09)
Rebounds	2, 2x, last vs. Belmont (12/8/09)	3, 2X (11/16/08)
Assists	1, vs. Belmont (12/8/09)	1,2x, last vs. Belmont (12/8/09)
Steals	-	1, 2X (last 12/11/08)
Blocked Shots	1, vs. SIU Edwardsville (12/15/09)	1, 2x, last vs. SIUE(12/15/09)
Minutes	4, 2x, last at UALR (01/9/10)	10, 2X (last 02/21/09)

HEAD COACH KERMIT DAVIS

Kermit Davis File



In seven seasons at Middle Tennessee, Kermit Davis has established himself as one of the most successful men's basketball coaches in program history, and he's done so while rebuilding a program that had fallen on hard times. Prior

to Davis' hiring in April 2002, Middle Tennessee had endured losing seasons in three of the four previous years and was one season removed from a 5-22 campaign, the worst in school history. The Blue Raiders registered four straight winning seasons under Davis to start his Blue Raider coaching career, making him only one of two of the 19 Middle Tennessee men's basketball coaches to start his Blue Raider career with four straight winning campaigns. The other was Bruce Stewart. The Blue Raiders' game against Indiana State (11/30/06) was Davis' 125th at Middle Tennessee. Davis' record after 125 games at Middle Tennessee was 71-54, making him the second-winningest coach in program history after 125 games. Davis is third on the all-time Middle Tennessee wins list with 131.

ACCOMPLISHMENTS

- 1989 Big Sky Regular Season/Tourney Champs/NCAA Regional appearance
- 1989 Big Sky Coach of the Year
- 1990 Big Sky Regular Season/Tourney Champs/NCAA Regional appearance
- 1990 Big Sky Coach of the Year
- 1994 No. 4 final ranking at Chipola
- 2000 SEC Championship/Sweet 16
- 2003 Sun Belt Coach of the Year
- 2008 College Insiders.com Sun Belt Coach of Year

COACHING STOPS

- 1983-84 Mississippi State
- 1985-86 Southwest Mississippi CC
- 1987-90 Idaho
- 1991 Texas A&M
- 1992-94 Chipola JC
- 1995-96 Utah State
- 1997 Idaho
- 1998-02 LSU
- 2003-present Middle Tennessee

NOTEWORTHY

- Youngest junior college coach in the country at Southwest JC at age 24
- Youngest Division I head coach in the nation at Idaho at age 28
- Tabbed Coach of the Year four times
- Second-fastest MT coach to reach 100 wins (182 games)

Kermit Davis vs ...

Alabama	0-2
Alabama State	2-0
Appalachian State	0-1
Arkansas	0-3
Arkansas-Little Rock	5-7
Arkansas State	10-3
Auburn	0-2
Austin Peay	2-4
Boise State	4-3
Baylor	1-1
Belmont	4-3
Brooklyn College	1-0
Cal Poly	0-1
Cal State-Fullerton	1-0
Centenary	2-0
Chattanooga	1-1
Christian Brothers	1-0
Cincinnati	0-1
College of Charleston	0-1
Covenant College	1-0
Cumberland	2-0
Delaware	1-0
Denver	6-4
East Carolina	0-1
Eastern Michigan	0-1
Eastern Oregon State	1-0
Eastern Washington	6-0
Florida Atlantic	6-2
Florida International	12-3
Freed-Hardeman	1-0
Gonzaga	2-1
Hawaii-Hilo	1-0
Houston	0-4
Houston Baptist	2-0
Howard	1-0
Idaho State	6-0
Indiana State	1-1
IP-Fort Wayne	3-0
IUPUI	1-0
Kansas	0-1
Kansas State	0-1
King College	1-0
Kennesaw State	1-0
Kent State	1-1
Lamar	1-0
Lambuth	1-0
Lewis-Clark State	1-0
Liberty	0-1
Lipscomb	1-0
Long Beach State	1-0
Louisiana-Lafayette	5-5
Louisiana-Monroe	3-3
Louisville	0-2
Marshall	0-1
Memphis	0-3
Mercer	1-0
Mississippi Valley State	1-1
Missouri State	1-0
Montana	4-1
Montana State	4-1

Murray State	0-2
Nebraska	2-0
Nevada	2-4
New Mexico State	3-3
New Orleans	6-3
Norfolk State	1-0
North Carolina A&T	0-1
North Texas	8-5
Northern Arizona	4-0
Ohio	0-1
Oklahoma	0-1
Pacific	0-1
Portland	1-0
Portland State	2-0
Purdue	0-2
Rice	0-3
Robert Morris	0-1
St. Martin's	1-0
Sam Houston State	1-0
San Jose State	0-1
Simon Fraser	3-0
SIU-Edwardsville	2-0
SMU	0-2
South Alabama	7-7
South Carolina State	1-0
South Dakota State	2-0
Southern Utah	2-1
Southwest Missouri State	0-1
TCU	0-2
Tennessee	0-4
Tennessee State	3-0
Tennessee Tech	0-2
Tennessee Wesleyan	3-0
Texas	0-2
Texas College	1-0
Texas Southern	1-1
Texas Tech	2-1
Toledo	1-1
Trevecca	1-0
Troy	5-5
UAB	0-1
UC-Irvine	2-0
UC-San Diego	1-0
UC-Santa Barbara	0-1
UNC-Greensboro	0-1
UNLV	0-1
Utah State	1-3
UT Martin	1-1
Vanderbilt	0-2
Villanova	0-1
VCU	1-1
Western Montana	1-0
Western Kentucky	6-13
Washington	0-1
Washington State	3-1
Weber State	3-1
Whitman	1-0
Whitworth	1-0
Willamette	1-0
Wyoming	1-1
Totals	202-157

Kermit Davis Head Coaching Stops ...

Season	School	Record
1984-85	Southwest Miss. CC	17-9
1985-86	Southwest Miss. CC	22-11
1988-89	Idaho	25-6
1989-90	Idaho	25-6
1990-91	Texas A&M	8-21
1993-94	Chipola JC	27-5
1996-97	Idaho	13-17
2002-03	Middle Tennessee	16-14

2003-04	Middle Tennessee	17-12
2004-05	Middle Tennessee	19-12
2005-06	Middle Tennessee	16-12
2006-07	Middle Tennessee	15-17
2007-08	Middle Tennessee	17-15
2008-09	Middle Tennessee	18-13
2009-10	Middle Tennessee	13-11
Totals	15th season	268-182
Div. I	12th season	202-157
MT	8th season	131-107

HEAD COACH KERMIT DAVIS

Davis secures career win 250

Kermit Davis secured his 250th win as a head coach when Middle Tennessee beat Louisiana-Lafayette, 83-76 (1/29/09) at Murphy Center. Davis currently owns 199 wins in his 11th season at the Division I level and he won 66 in three years as a junior college head coach. **He currently has 268 career wins.**

Davis notches milestone win

Head coach Kermit Davis became the second-fastest to reach 100 wins at Middle Tennessee when the Blue Raiders upset South Alabama, 82-73, in the semifinals of the 2008 Sun Belt Championships. Davis reached the milestone in his 182nd career game. The 100 wins under Davis in his first six seasons represent the best six-year total for the program since 1988-93 (105 wins). The Blue Raiders have averaged 17 wins in Davis' first six seasons, which is the second-best wins average for any Middle Tennessee coach after six seasons.

Davis among coaching leaders

Kermit Davis joined Bruce Stewart as the only head coaches in program history to begin their Blue Raider careers with four straight winning seasons in 2005-06. **He currently has 131 wins.** Jimmy Earle is the program's all-time winningest coach with 164 wins. Davis also is third in winning percentage (.554) among Blue Raider men's basketball coaches with a minimum of 50 games coached, trailing only Jimmy Earle (.614), and Bruce Stewart (.648).

Davis among Sun Belt's all-time winningest coaches

Middle Tennessee coach Kermit Davis is second in all-time victories among active Sun Belt coaches with 69, trailing only Ronnie Arrow in his second stint at South Alabama. Overall, Davis is among the league's all-time winningest coaches in Sun Belt play with 69 victories and is fifth all-time. The all-time Sun Belt wins leader is Gene Bartow, who won 111 games during his 12 seasons at former conference member UAB. These totals only include regular-season conference wins.

Middle Tennessee among SBC's best under Davis

Middle Tennessee is one of three league members (WKU, Louisiana-Lafayette) to play in multiple SBC Championship games (2003, 2008) since 2003, and it is just one of three SBC members (WKU, South Alabama) to reach the quarterfinals in each of the last seven years. Middle Tennessee and WKU are the only SBC schools to reach the league's semifinals four times in the last six years.

MT All-Time Coaching Leaders

By Wins

1. Jimmy Earle	(1970-79)	164-103
2. Bruce Stewart	(1985-91)	141-76
3. Kermit Davis Jr.	(2003 -)	131-107
4. Randy Wiel	(1997-02)	84-90
5. Charles Greer	(1950-56)	76-104
6. Stan Simpson	(1980-84)	71-66
7. David Farrar	(1992-96)	61-73
8. Ed Diddle Jr.	(1956-62)	56-80
9. Frank Faulkinberry	(1927-33)	48-42
10. Ken Trickey	(1966-69)	45-54
11. Alfred Miles	(1914-15; 1923-24)	27-6
12. Bill Stokes	(1963-65)	26-43
13. E.W. Midgett	(1940-42)	25-35
14. E.K. Patty	(1947-48)	24-20
15. Guy Stephenson	(1925-26)	15-11
15. Johnny Floyd	(1936-39)	15-34
17. Charles Murphy	(1949)	11-12
18. E.M. Waller	(1934-35)	7-13
19. O.L. Freeman	(1946)	4-0

By Winning Percentage

(Minimum 50 games coached)

1. Bruce Stewart	(217 games)	.648
2. Jimmy Earle	(267 games)	.614
3. Kermit Davis Jr.	(238 games)	.551
4. Frank Faulkinberry	(90 games)	.534
5. Stan Simpson	(137 games)	.518
6. Randy Wiel	(174 games)	.483
7. Ken Trickey	(99 games)	.455
7. David Farrar	(134 games)	.455
9. Charles Greer	(180 games)	.422
10. E.W. Midgett	(60 games)	.417
11. Ed Diddle Jr.	(136 games)	.412

Sun Belt All-Time Coaching Leaders

By Conference Wins

(Tournament wins not included)

1. Gene Bartow	UAB	111
2. Dickey Nutt	Arkansas State	103
3. Ronnie Arrow	South Alabama	93
4. Jessie Evans	Louisiana-Lafayette	77
5. Kermit Davis	Middle Tennessee	69
6. Marty Fletcher	ULL/Denver	66
7. Johnny Jones	North Texas	60
7. Matt Kilcullen	Jacksonville/WKU	60
9. J.D. Barnett	Virginia Commonwealth	59
10. Steve Shields	UALR	58
11. Darrin Horn	WKU	57
12. Cliff Ellis	South Alabama	54
12. Dennis Felton	WKU	54
14. Lee Rose	UNCC/South Florida	53
15. Wimp Sanderson	UALR	49

MIDDLE TENNESSEE UNDER DAVIS

	Overall	09-10
Overall Record	131-107	13-11
Home	76-37	9-5
Away	43-58	4-6
Neutral	12-12	0-0
vs. Sun Belt	80-56	8-4
Home	40-24	4-3
Away	34-30*	4-1
Tourney	11-5	0-0
Nonconference	52-46	5-7
Home	36-13	5-2
Away	9-27	0-4
Neutral	7-5	0-0
In Overtime	8-7	0-0
Leading at the Half	100-17	11-0
Leading with 5:00 Left	114-13	13-1
vs. Ranked Opponents	0-11	0-1
In Televised Games	13-27	2-3
MT Shoots >50%	49-9	3-0
MT Shoots <50%	81-94	10-11
Opponent Shoots >50%	6-36	0-3
Opponent Shoots <50%	123-69	13-8
MT Outshoots Opp.	108-15	10-2
MT Outrebounds Opp.	98-42	8-5
Opp. Outrebounds MT	29-58	5-3
MT Attempts More FTs	78-23	5-4
Opp. Attempts More FTs	48-83	8-7
In November	17-20	3-3
In December	31-26	3-3
In January	42-29	7-4
In February	30-23	0-1
In March	11-8	0-0
Final Margin 10 or less	72-62	6-4
MT Scores < 60 points	9-37	1-4
MT Scores 60-69 points	42-51	7-6
MT Scores 70-79 points	39-18	1-1
MT Scores 80-89 points	30-1	3-0
MT Scores 90-99 points	10-0	1-0
MT Scores 100+ points	0-0	0-0

* - includes tournament games vs. host school



CALVIN
O'NEIL

4

R-SENIOR ■ GUARD ■ 6-4 ■ 190
NEWARK, N.J. (LUTHERAN CHRISTIAN ACADEMY)

2009-10 (R-SENIOR)

Started the season opener ... Grabbed two offensive rebounds ... Aided the offense with four assists and had two steals .. Fouled out against Ohio after scoring four points and grabbing three rebounds ... 2 for 3 from the charity stripe against Bobcats ... Played a season high 37 minutes at Marshall ... Scored 10 points and grabbed four rebounds ... Scored three points, had a steal, assist and rebound against Lamar ... Had a season high six rebounds against North Carolina A&T ... Perfect from charity stripe (2-2) against Cumberland ... Grabbed three rebounds and scored six points against UAB ... Pulled down a team high six rebounds against Tennessee ... Against Florida Atlantic grabbed a season high nine rebounds ... Scored a season high 12 points ... Went 8 for 9 from the charity stripe.

O'NEIL'S CAREER HIGHS

Points	21, at Troy (02/28/07)
Field Goals	6, 4X (last 01/29/09)
3-Pt. Field Goals	2, 3X (last 01/29/09)
Free Throws	8, at Troy (02/28/07)
Rebounds	9, 2x, last vs. FAU (1/16/10)
Assists	6, 2X (last 02/22/07)
Steals	3, 6X (last 12/22/09)
Blocked Shots	1, 12X (last 01/30/10)
Minutes	40, at New Orleans (01/13/07)

2009-10 Game-by-Game

	DATE	GS	MIN	FG	3FG	FT	O-D-T	PF	A	TO	BLK	S	PTS	
KING COLLEGE	11/13/09	*	25	0-4	0-1	0-0	2-0-2	0	4	0	0	2	0	
at Ohio Bobcats	11/15/09	*	20	1-2	0-0	2-3	2-1-3	5	0	2	0	0	4	
at Marshall	11/17/09	*	37	4-10	0-1	2-2	3-1-4	2	1	1	0	1	10	
LAMAR	11/19/09	*	25	1-6	0-0	1-2	0-1-1	1	1	3	0	1	3	
at NC A&T	11/23/09	*	25	1-4	0-0	5-6	3-3-6	4	0	2	0	0	7	
CUMBERLAND	11/27/09	*	14	0-2	0-0	2-2	1-0-1	3	0	0	0	0	2	
at UAB	12/2/09	*	26	2-4	0-1	2-2	2-1-3	1	2	1	0	0	6	
BELMONT	12/08/09	*	22	0-3	0-0	0-0	0-0-0	0	1	0	1	0	0	
TENNESSEE	12/11/09	*	21	1-2	0-0	0-1	2-4-6	2	2	0	0	0	2	
SIUE	12/13/09	*	23	2-4	0-0	0-0	1-1-2	2	3	0	0	1	4	
HOWARD	12/22/09	*	25	3-4	0-0	0-2	3-3-6	1	4	0	0	3	6	
at New Orleans	12/31/09	*	26	2-3	0-0	0-1	1-3-4	2	2	2	0	0	4	
LOUISIANA	1/2/10	*	33	2-4	0-0	4-6	3-4-7	0	4	4	0	1	8	
at Vanderbilt	1/04/10	*	32	3-4	0-0	0-1	2-1-3	1	0	0	0	1	6	
at Arkansas State	1/7/10	*	26	1-4	0-0	0-0	4-2-6	2	2	4	0	0	2	
at UALR	1/9/10	*	36	2-7	0-0	6-6	2-3-5	1	2	2	0	0	10	
FIU	1/14/10	*	23	1-3	0-0	0-0	2-1-3	2	2	2	0	1	2	
FLORIDA ATLANTIC	1/16/10	*	36	3-6	1-1	0-4	2-7-9	0	2	1	0	2	7	
WKU	1/18/10	*	36	3-6	0-1	1-3	1-4-5	2	1	2	0	1	7	
at ULM	1/21/10	*	35	2-6	0-0	8-9	2-3-5	0	5	3	0	0	12	
at WKU	1/23/10	*	37	4-6	1-1	2-3	0-3-3	2	5	0	0	0	11	
UNO	1/28/10	*	22	4-7	0-0	0-0	1-1-2	3	1	1	1	0	8	
NORTH TEXAS	1/30/10	*	35	5-9	0-0	3-6	0-4-4	2	3	1	1	2	13	
TROY	2/04/10	*	37	3-6	0-0	1-2	1-2-3	1	2	2	0	1	7	
Totals			20	677	50-116	2-6	39-61	40-53-93	39	49	33	3	17	141

Minutes/game: 28.2
 Points/game: 5.9
 FG Pct: 43.1
 3FG Pct: 33.3
 FT Pct: 63.9

 Rebounds/game: 3.9
 Assists/game: 2.0
 Turnovers/game: 1.4
 Assist/turnover ratio: 1.5
 Steals/game: 0.7
 Blocks/game: 0.1

ONEIL'S CAREER STATISTICS

Year	GP-GS	Min	Avg	FG-A	Pct	3FG-A	Pct	FT-A	Pct	Off-Def-Tot	Avg	PF-FO	A	TO	Blk	Stl	Pts	Avg
2005-06	21-1	217	10.3	15-50	.300	3-13	.231	11-18	.611	11-23-34	1.6	17-0	11	14	1	13	44	2.1
2006-07	32-23	913	28.5	77-187	.412	10-41	.244	47-62	.758	19-77-96	3.0	70-3	55	50	5	19	211	6.6
2008-09	32-23	726	22.7	59-122	.484	5-10	.500	55-79	.696	59-58-117	3.7	66-0	24	21	4	27	178	5.6
2009-10	24-20	677	28.2	50-116	.431	2-6	.333	39-61	.639	40-53-93	3.9	39-1	49	33	3	17	141	5.9
TOTAL	110-68	2549	23.2	203-479	.424	20-70	.286	158-228	.693	133-211-344	3.1	194-4	139	118	13	77	584	5.3



ROD
EMANUEL

5

**JUNIOR ■ GUARD ■ 6-3 ■ 180
ORLANDO, FLA. (SANTA FE CC)**

2008-09 (R-JUNIOR)

Played 25 minutes in his first game as a Blue Raider ... Was a perfect 2 for 2 from the three-point line ... Had two defensive rebounds and four assists... Scored four points and pulled down five rebounds against Ohio ... Scored a season high 11-points against Marshall ... Also grabbed four rebounds and had two assists ... Went 4 for 6 from the free throw line tallying nine total points against Lamar ... Posted a career high 20 points against SIU Edwardsville after going 7 for 13 from the field ... Also had a block, four assists and seven rebounds... Posted a season high two steals at Vanderbilt ... Also scored seven points and pulled down five rebounds ... Recorded second 20 point game against Arkansas State ... Scored in double figures with 14 against New Orleans ... Went 6-7 from field and 2-3 at the charity stripe in addition to four steals on the defensive side.

EMANUEL'S CAREER HIGHS

Points 20, 2x, last at Arkansas State (1/7/10)
 Field Goals 8, at Arkansas State (1/7/10)
 3-Pt Field Goals 3, at UAB (12/2/09)
 Free Throws 4, 2x, last vs. SIUE (12/15/09)
 Rebounds 7, 2x, last vs. SIUE (12/15/09)
 Assists 4, 2x, last vs. SIUE (12/15/09)
 Steals 4, vs. New Orleans (1/28/10)
 Blocked Shots 1, 4x, last vs. FAU (1/16/10)
 Minutes 35, vs. SIU Edwardsville (12/15/09)

2009-10 Game-by-Game

	DATE	GS	MIN	FG	3FG	FT	O-D-T	PF	A	TO	BLK	S	PTS
KING COLLEGE	11/13/09	*	25	2-5	2-2	0-0	0-2-2	2	4	2	0	0	6
at Ohio Bobcats	11/15/09	*	34	1-7	0-3	2-4	0-5-5	4	1	2	0	0	4
at Marshall	11/17/09	*	32	3-6	2-3	3-4	0-4-4	1	2	3	0	0	11
LAMAR	11/19/09	*	25	2-6	1-3	4-6	0-7-7	2	2	4	0	0	9
at NC A&T	11/23/09	*	10	1-5	0-3	0-0	0-0-0	1	0	1	0	0	2
CUMBERLAND	11/27/09	*	26	2-6	1-3	1-2	0-3-3	3	1	1	0	1	6
at UAB	12/2/09	*	20	3-5	3-4	0-0	0-5-5	1	0	3	0	0	9
BELMONT	12/08/09	*	26	1-4	1-2	1-2	0-5-5	5	1	1	0	2	4
TENNESSEE	12/11/09		11	1-5	0-3	0-0	0-1-1	0	1	1	0	0	2
SIUE	12/13/09	*	35	7-13	2-2	4-4	0-7-7	3	4	0	1	0	20
HOWARD	12/22/09	*	25	1-7	0-3	0-0	0-2-2	2	1	2	0	1	2
at New Orleans	12/31/09	*	19	2-3	0-1	0-0	0-1-1	0	0	3	0	0	4
LOUISIANA	1/2/10	*	20	1-5	1-3	2-2	0-5-5	2	0	4	1	0	5
at Vanderbilt	1/04/10	*	25	3-13	1-8	0-1	1-4-5	2	2	3	0	2	7
at Arkansas State	1/7/10	*	39	8-18	1-5	3-6	0-6-6	3	3	0	1	1	20
at UALR	1/9/10	*	22	3-5	1-2	0-0	0-5-5	4	2	1	0	0	7
FIU	1/14/10	*	20	0-4	0-4	0-0	0-2-2	3	1	2	0	1	0
FLORIDA ATLANTIC	1/16/10		24	1-4	0-1	2-6	0-3-3	0	0	2	0	1	4
WKU	1/18/10		9	0-3	0-1	0-0	0-1-1	1	2	0	0	0	0
at ULM	1/21/10		9	0-2	0-0	0-0	0-0-0	1	0	3	0	2	0
at WKU	1/23/10		7	0-2	0-1	0-0	0-0-0	1	0	0	0	0	0
UNO	1/28/10		22	6-7	0-0	2-3	1-2-3	2	1	1	0	4	14
NORTH TEXAS	1/30/10		23	6-8	0-0	0-1	0-3-3	3	1	2	0	3	12
TROY	2/04/10		11	0-0	0-0	0-0	0-1-1	1	1	0	0	0	0
6.2													

Totals 16 519 54-143 16-57 24-41 2-74-76 47 30 41 3 18 148

Minutes/game: 21.6
 Points/game: 6.2
 FG Pct: 37.8
 3FG Pct: 28.1
 FT Pct: 58.5

Rebounds/game: 3.2
 Assists/game: 1.3
 Turnovers/game: 1.7
 Assist/turnover ratio: 0.7
 Steals/game: 0.8
 Blocks/game: 0.1

EMANUEL'S CAREER STATISTICS

Year	GP-GS	Min	Avg	FG-A	Pct	3FG-A	Pct	FT-A	Pct	Off-Def-Tot	Avg	PF-FO	A	TO	Blk	Stl	Pts	Avg
2009-10	24-16	519	21.6	54-143	.378	16-57	.281	24-41	.585	2-74-76	3.2	47-1	30	41	3	18	148	6.2



10
DEMARIO
WILLIAMS

SOPHOMORE ■ GUARD ■ 6-4 ■ 190
CULLEOKA, TENN. (CULLEOKA HS)

SOPHOMORE (2009-10)

Played nine total minutes playing off and on throughout the game... Had two assists and one defensive rebound ... Grabbed three rebounds while picking up three assists and one steal against Ohio ... Scored two points and had one assist against Marshall ... Scored a season high seven points with four rebounds against Lamar ... Went 2 for 3 from the field against Howard.

WILLIAMS' CAREER HIGHS

Points	12, at Troy (02/12/09)
Field Goals	4, at Troy (02/12/09)
3-Pt. Field Goals	1, 5X (last 12/22/09)
Free Throws	4, vs. North Texas (02/14/09)
Rebounds	4, vs. SIU-Edwardsville (12/07/08)
Assists	5, vs. Trevecca (11/14/08)
Steals	4, vs. SIU-Edwardsville (12/07/08)
Blocked Shots	1, vs. North Texas (02/14/09)
Minutes	25, at Troy (02/12/09)

2009-10 Game-by-Game

	DATE	GS	MIN	FG	3FG	FT	O-D-T	PF	A	TO	BLK	S	PTS
KING COLLEGE	11/13/09		9	0-0	0-0	0-0	0-1-1	2	2	1	0	0	0
at Ohio Bobcats	11/15/09		18	0-4	0-1	0-0	0-2-2	0	2	2	0	1	0
at Marshall	11/17/09		12	1-2	0-0	0-0	0-1-1	1	1	1	0	0	2
LAMAR	11/19/09		17	1-3	0-0	3-4	1-3-4	1	0	1	1	2	5
at NC A&T	11/23/09	*	13	1-4	0-0	0-1	0-3-3	1	0	3	0	0	2
CUMBERLAND	11/27/09		11	0-3	0-1	0-0	0-1-1	1	2	0	0	1	0
HOWARD	12/22/09		15	2-3	1-1	0-0	0-2-2	0	1	0	0	0	5
at New Orleans	12/31/09	*	14	0-2	0-0	0-0	0-0-0	3	1	1	0	0	0
LOUISIANA	1/2/10		5	0-1	0-0	0-0	0-0-0	0	0	0	0	0	0
at Vanderbilt	1/04/10		4	0-2	0-0	0-0	1-1-2	1	1	0	0	0	0
at Arkansas State	1/7/10		14	0-1	0-0	0-0	0-1-1	1	0	0	0	0	0
at UALR	1/9/10	*	10	1-2	0-0	0-0	0-0-0	1	1	0	0	0	2
FIU	1/14/10		8	0-1	0-0	0-0	0-0-0	0	0	1	0	0	0
UNO	1/28/10		2	0-1	0-0	0-0	0-1-1	0	0	0	0	1	0
Totals		3	152	6-29	1-3	3-5	2-16-18	12	11	10	1	5	16

Minutes/game: 10.9
 Points/game: 1.1
 FG Pct: 20.7
 3FG Pct: 33.3
 FT Pct: 60.0

 Rebounds/game: 1.3
 Assists/game: 0.8
 Turnovers/game: 0.7
 Assist/turnover ratio: 1.1
 Steals/game: 0.4
 Blocks/game: 0.1

WILLIAMS' CAREER STATISTICS

Year	GP-GS	Min	Avg	FG-A	Pct	3FG-A	Pct	FT-A	Pct	Off-Def-Tot	Avg	PF-FO	A	TO	Blk	Stl	Pts	Avg
2008-09	28-2	265	9.5	21-69	.304	4-22	.182	15-21	.714	9-24-33	1.2	26-0	16	25	1	11	61	2.2
2009-10	14-3	152	10.9	6-29	.207	1-3	.333	3-5	.600	2-16-18	1.3	12-0	11	10	1	5	16	1.1
TOTAL	42-5	417	9.9	27-98	.276	5-25	.200	18-26	.692	11-40-51	1.2	38-0	27	35	2	16	77	1.8



JAMES WASHINGTON

15

**JUNIOR ■ POINT GUARD ■ 6-0 ■ 170
ST. LOUIS (INDIAN HILLS CC)**

JUNIOR (2009-10)

Led team in scoring with 24 points in first game as a Blue Raider ... Went 8 for 10 in total field goals ... 5 for 6 from behind the arc ... Also pilled down two defensive rebounds ... Scored 11 points against Ohio ... 4 for 4 from free throw line ... Scored 14 points off the bench for Middle Tennessee against Marshall ... Recorded a season high four assists while going 5 for 8 from the field ... Against Lamar, scored a team high 19 points while going 11 for 15 from the charity stripe ... Posted a team high 17 points against North Carolina A&T ... Went 5 for 11 from field and 5 for 8 from the free throw line ... Had a season high three steals ... Season high 11 assists against Cumberland ... Also had season high four rebounds ... Scored 11 points against Tennessee after make 6 of 10 free throw opportunities ... Driving scoop layup against Tennessee on Friday night earned him the No. 1 play on SportsCenter's Top-10 plays ... Layup came with 13 minutes in the second half and kept the Blue Raiders within Tennessee's reach ... Scored 11 points against SIU Edwardsville ... Scored 10 points and pulled down four rebounds against New Orleans ... Also had heads up loose ball play against the Privateers with 56 seconds left to help seal the win ... Scored team high 23 points against Louisiana ... Ended game 5 for 10 from the field and 9 for 11 at the charity stripe ... Against Vanderbilt went 4 for 10 from the field scoring 13 points ... Had a season high six rebounds in the game ... Hit a three-pointer with 8.1 seconds on the clock to give the Blue Raiders a 47-46 lead and the win ... Scored a team high 20 points against ULM ... Went 8 for 8 at the free throw line ... Posted 18 points at Western Kentucky after going 4-11 and 8-8 from the field and free throw line ... Went 4-8 from the field against New Orleans and 3-5 from behind the arc scoring 11 points ... Scored a team high 15 points against Troy after going 4-9 from the field and 5-6 at the charity stripe.

	DATE	GS	MIN	FG	3FG	FT	O-D-T	PF	A	TO	BLK	S	PTS	
KING COLLEGE	11/13/09	*	33	8-10	5-6	3-4	0-2-2	2	1	5	0	0	24	
at Ohio Bobcats	11/15/09	*	24	3-8	1-5	4-4	0-1-1	5	1	5	0	1	11	
at Marshall	11/17/09		33	5-8	2-3	2-2	0-2-2	4	4	2	0	1	14	
LAMAR	11/19/09	*	37	3-4	2-2	11-15	0-3-3	1	6	3	0	1	19	
at NC A&T	11/23/09	*	34	5-11	2-7	5-8	0-3-3	4	3	7	0	3	17	
CUMBERLAND	11/27/09	*	33	3-8	1-4	1-2	2-2-4	2	11	3	0	5	8	
at UAB	12/2/09	*	40	2-9	1-3	2-2	0-0-0	2	4	5	0	2	7	
BELMONT	12/08/09	*	38	1-12	0-6	0-0	1-1-2	3	4	0	0	1	2	
TENNESSEE	12/11/09	*	34	2-10	1-5	6-10	0-2-2	1	3	3	0	2	11	
SIUE	12/13/09	*	29	4-5	3-4	0-0	0-1-1	1	2	0	0	1	11	
HOWARD	12/22/09	*	30	0-6	0-4	2-2	0-2-2	0	2	3	0	3	2	
at New Orleans	12/31/09		32	3-9	2-4	2-2	0-4-4	3	3	1	0	0	10	
LOUISIANA	1/2/10	*	36	5-10	4-8	9-11	0-4-4	3	5	2	0	1	23	
at Vanderbilt	1/04/10	*	36	4-10	3-7	2-4	0-6-6	2	3	2	0	2	13	
at Arkansas State	1/7/10	*	26	1-3	1-3	0-0	1-1-2	5	3	3	0	2	3	
at UALR	1/9/10		32	0-4	0-3	6-8	1-1-2	2	2	1	1	0	6	
FIU	1/14/10	*	30	1-9	0-6	2-4	1-3-4	4	3	1	0	2	4	
FLORIDA ATLANTIC	1/16/10		33	2-10	0-1	5-7	0-3-3	4	8	2	0	0	9	
WKU	1/18/10	*	40	3-7	1-3	2-4	2-5-7	3	3	2	0	1	9	
at ULM	1/21/10	*	36	4-13	4-11	8-8	0-2-2	1	2	3	0	2	20	
at WKU	1/23/10	*	38	4-11	2-5	8-8	0-4-4	3	4	2	0	2	18	
UNO	1/28/10	*	34	4-8	3-5	0-0	0-0-0	1	4	2	0	0	11	
NORTH TEXAS	1/30/10	*	27	1-2	0-0	1-2	0-1-1	2	1	2	0	0	3	
TROY	2/04/10	*	38	4-9	2-7	5-6	2-3-5	3	4	4	0	1	15	
Totals			20	803	72-196	40-112	86-113	10-56-66	61	86	63	1	33	270

Minutes/game: 33.5
 Points/game: 11.3
 FG Pct: 36.7
 3FG Pct: 35.7
 FT Pct: 76.1

 Rebounds/game: 2.8
 Assists/game: 3.6
 Turnovers/game: 2.6
 Assist/turnover ratio: 1.4
 Steals/game: 1.4
 Blocks/game: 0.0

WASHINGTON'S CAREER HIGHS

Points	24, vs. King College (11/13/09)
Field Goals	8, vs. King College (11/13/09)
3-Pt Field Goals	5, vs. King College (11/13/09)
Free Throws	11, vs. Lamar (11/19/09)
Rebounds	6, at Vanderbilt (1/4/10)
Assists	11, vs. Cumberland (11/23/09)
Steals	5, vs. Cumberland (11/23/09)
Blocked Shots	1, at UALR (1/9/10)
Minutes	40, at UAB (12/2/09)

2009-10 Game-by-Game

WASHINGTON'S CAREER STATISTICS

Year	GP-GS	Min	Avg	FG-A	Pct	3FG-A	Pct	FT-A	Pct	Off-Def-Tot	Avg	PF-FO	A	TO	Blk	Stl	Pts	Avg
2009-10	24-20	803	33.5	72-196	.367	40-112	.357	86-113	.761	10-56-66	2.8	61-2	86	63	1	33	270	11.3



JOHN DAVID
LITTLE

22

FRESHMAN ■ GUARD ■ 6-3 ■ 180
OLIVE BRANCH, MISS. (OLIVE BRANCH HS)

FRESHMAN (2009-10)

Entered the season opener in the final minutes ... One shot resulted in a basket after a goal-tending call against King College ... Made first three-pointer of career at North Carolina A&T ... Played a season high seven minutes against the Aggies ... Had two field goals and five points against Cumberland ... Grabbed first rebounds of career with three against the Bulldogs ... Scored career high nine points against SIU Edwardsville after going 3 for 3 from the field and 2 for 3 at the charity stripe.

LITTLE'S CAREER HIGHS

Points	9, vs. SIU Edwardsville (12/15/09)
Field Goals	3, vs. SIU Edwardsville (12/15/09)
3-Pt Field Goals	1, 3x, last vs. SIUE (12/15/09)
Free Throws	2, vs. SIU Edwardsville (12/15/09)
Rebounds	3, vs. Cumberland (11/23/09)
Assists	1, vs. King College (11/13/09)
Steals	-
Blocked Shots	-
Minutes	9, vs. Cumberland (11/23/09)

2009-10 Game-by-Game

	DATE	GS	MIN	FG	3FG	FT	O-D-T	PF	A	TO	BLK	S	PTS
KING COLLEGE	11/13/09		2	1-1	0-0	.0-1	0-0-0	0	1	0	0	0	2
at Ohio Bobcats	11/15/09		1	0-1	0-0	0-0	0-0-0	0	0	0	0	0	0
at NC A&T	11/23/09		7	1-1	1-1	0-0	0-0-0	0	0	0	0	0	3
CUMBERLAND	11/27/09		9	2-3	1-1	0-1	0-3-3	0	0	1	0	0	5
BELMONT	12/08/09		6	0-0	0-0	0-0	0-1-1	0	1	0	0	0	0
TENNESSEE	12/11/09		3	0-1	0-0	0-0	0-0-0	0	0	0	0	0	0
SIUE	12/13/09		6	3-3	1-1	2-3	0-2-2	0	0	0	0	0	9
HOWARD	12/22/09		4	1-3	0-1	0-0	0-0-0	0	0	0	0	0	2
at Vanderbilt	1/04/10		1	0-0	0-0	0-0	0-0-0	0	0	0	0	0	0
UNO	1/28/10		2	0-0	0-0	0-0	0-0-0	0	0	0	0	0	0
Totals		0	41	8-13	3-4	2-5	0-6-6	0	2	1	0	0	21

Minutes/game: 4.1
Points/game: 2.1
FG Pct: 61.5
3FG Pct: 75.0
FT Pct: 40.0

Rebounds/game: 0.6
Assists/game: 0.2
Turnovers/game: 0.1
Assist/turnover ratio: 2.0

LITTLE'S CAREER STATISTICS

Year	GP-GS	Min	Avg	FG-A	Pct	3FG-A	Pct	FT-A	Pct	Off-Def-Tot	Avg	PF-FO	A	TO	Blk	Stl	Pts	Avg
2009-10	10-0	41	4.1	8-13	.615	3-4	.750	2-5	.400	0-6-6	0.6	0-0	2	1	0	0	21	2.1



DAVID
MURRAY

23

FRESHMAN ■ GUARD/FORWARD ■ 6-4 ■ 210
LEEDS, ALA. (LEEDS HS)

FRESHMAN (2009-10)

Entered the season opener in the final minutes ... Made his only field goal attempt to post two points in the game ... Grabbed one defensive rebound ... Scored two points against Howard ... Enter the game off the bench to go 2-3 from the field and 3-4 at the charity stripe scoring a season high seven points against North Texas.

MURRAY'S CAREER HIGHS

Points	7, vs. North Texas (01/30/10)
Field Goals	2, 2x, last vs. North Texas (01/30/10)
3-Pt Field Goals	-
Free Throws	3, vs. North Texas (01/30/10)
Rebounds	1, 3x, last vs. North Texas (01/30/10)
Assists	-
Steals	2, vs. North Texas (01/30/10)
Blocked Shots	1, 2x, last vs. SIUE (12/15/09)
Minutes	7, 2x, last vs. North Texas (01/30/10)

2009-10 Game-by-Game

	DATE	GS	MIN	FG	3FG	FT	O-D-T	PF	A	TO	BLK	S	PTS
KING COLLEGE	11/13/09		4	1-1	0-0	0-0	0-1-1	0	0	0	0	0	2
at Ohio Bobcats	11/15/09		0	0-0	0-0	0-0	0-0-0	0	0	0	0	0	0
LAMAR	11/19/09		2	0-1	0-0	0-0	0-0-0	1	0	0	0	0	0
at NC A&T	11/23/09		3	0-0	0-0	0-0	0-0-0	0	0	1	0	0	0
CUMBERLAND	11/27/09		4	0-3	0-1	0-0	0-0-0	1	0	0	1	0	0
BELMONT	12/08/09		0	0-0	0-0	0-0	0-0-0	0	0	0	0	0	0
TENNESSEE	12/11/09		2	0-0	0-0	0-0	0-0-0	0	0	0	0	0	0
SIUE	12/13/09		3	0-0	0-0	0-0	0-0-0	1	0	0	1	0	0
HOWARD	12/22/09		1	1-1	0-0	0-0	0-0-0	0	0	0	0	0	2
at Vanderbilt	1/04/10		2	1-1	0-0	0-0	0-0-0	0	0	0	0	0	2
UNO	1/28/10		7	2-4	0-1	0-0	1-0-1	1	0	1	0	0	4
NORTH TEXAS	1/30/10		7	2-3	0-0	3-4	0-1-1	0	0	0	0	2	7
Totals		0	35	7-14	0-2	3-4	1-2-3	4	0	2	2	2	17

Minutes/game: 2.9
Points/game: 1.4
FG Pct: 50.0
3FG Pct: 0.0
FT Pct: 75.0

Rebounds/game: 0.3
Turnovers/game: 0.2
Steals/game: 0.2
Blocks/game: 0.2

MURRAY'S CAREER STATISTICS

Year	GP-GS	Min	Avg	FG-A	Pct	3FG-A	Pct	FT-A	Pct	Off-Def-Tot	Avg	PF-FO	A	TO	Blk	Stl	Pts	Avg
2009-10	12-0	35	2.9	7-14	.500	0-2	.000	3-4	.750	1-2-3	0.3	4-0	0	2	2	2	17	1.4



24
MONTARRIO
HADDOCK

SENIOR ■ GUARD/FORWARD ■ 6-5 ■ 230
GREENVILLE, N.C. (BRUNSWICK CC)

HADDOCK'S CAREER HIGHS

Points	26, vs. North Texas (3/8/09)
Field Goals	9, at Ohio (11/15/09)
3-Pt. Field Goals	3, at Ohio (11/15/09)
Free Throws	13, vs. King College (11/13/09)
Rebounds	12, 2X (last 02/12/09)
Assists	5, at Denver (02/05/09)
Steals	3, at Missouri State (12/22/08)
Blocked Shots	1, 2x, last vs. Troy (2/4/10)
Minutes	37, 2x, last vs. North Texas (01/30/10)

SENIOR (2009-10)

Played 29 minutes in the season opener ... Led the team at the charity stripe making 13 of 16 opportunities ... Went 2 for 4 from behind the arc ... Second on the team with 23 points ... Grabbed six rebounds, four of which were on defense ... Scored team and career high 25 points against Ohio ... Pulled down team high seven rebounds and was perfect 4 for 4 from charity stripe ... Grabbed a season and team high eight rebounds at Marshall ... Went 3 for 4 from free throw line and 3 for 8 from the field ... Went 8 for 16 from the field against Lamar scoring 17 points and grabbing six rebounds ... Scored a team high 17 against UAB ... Also had five rebounds ... Went 4 for 8 against Belmont and 5 for 6 from the free throw line to record 13 points ... One rebound shy of first double-double of the year with nine ... Against SIU Edwardsville, recorded the first double-double of the season by a Blue Raider with 18 points and 11 rebounds ... Scored 11 points against Howard ... Went 5 for 6 from the free throw line ... Had third 20 point game against Arkansas State ... Went 9 for 9 from free throw line and 7 for 12 from field ... Posted second double-double of the season with 23 points and 10 rebounds ... Went 7 for 15 from the field and made all eight of his free throws ... Against Florida Atlantic scored 11 points while grabbing eight rebounds ... Scored 11 points at ULM ... Made 5 of 8 free throw opportunities ... Also had eight rebounds ... Against New Orleans went 8-11 from the field to score 14 points and pulled down eight rebounds.

2009-10 Game-by-Game

	DATE	GS	MIN	FG	3FG	FT	O-D-T	PF	A	TO	BLK	S	PTS	
KING COLLEGE	11/13/09	*	29	4-9	2-4	13-16	2-4-6	3	3	1	0	0	23	
at Ohio Bobcats	11/15/09	*	32	9-16	3-6	4-4	0-7-7	3	0	0	0	0	25	
at Marshall	11/17/09	*	23	3-8	0-1	3-4	3-5-8	5	1	4	0	0	9	
LAMAR	11/19/09	*	21	8-16	1-2	0-0	5-1-6	3	0	1	0	1	17	
at NC A&T	11/23/09	*	19	2-6	1-2	0-0	0-3-3	1	0	2	0	2	5	
CUMBERLAND	11/27/09	*	16	5-10	0-1	3-3	2-2-4	4	0	0	0	1	13	
at UAB	12/2/09	*	32	5-9	1-1	6-7	0-5-5	4	2	5	0	2	17	
BELMONT	12/08/09	*	31	4-8	0-1	5-6	3-6-9	2	2	4	0	2	13	
TENNESSEE	12/11/09	*	31	1-6	0-2	1-2	1-3-4	4	2	2	0	0	3	
SIUE	12/13/09	*	29	8-12	0-0	2-2	3-8-11	4	1	5	0	0	18	
HOWARD	12/22/09		24	3-4	0-0	5-6	0-2-2	2	3	1	0	2	11	
LOUISIANA	1/2/10		24	3-5	1-1	0-0	3-3-6	3	2	2	0	1	7	
at Vanderbilt	1/04/10		19	2-4	0-1	2-2	1-1-2	1	1	1	0	0	6	
at Arkansas State	1/7/10	*	23	7-12	1-4	9-9	4-2-6	4	3	1	0	1	24	
at UALR	1/9/10	*	35	6-12	0-0	1-2	1-8-9	2	2	1	0	0	13	
FIU	1/14/10	*	37	7-15	1-3	8-8	4-6-10	3	0	4	0	1	23	
FLORIDA ATLANTIC	1/16/10	*	26	4-8	1-1	2-4	4-4-8	3	0	3	1	2	11	
WKU	1/18/10	*	34	5-10	1-4	0-0	2-6-8	4	0	5	0	0	11	
at ULM	1/21/10	*	30	3-9	0-1	5-6	2-6-8	4	3	0	0	1	11	
at WKU	1/23/10	*	32	6-9	1-1	1-2	0-4-4	5	2	3	0	1	14	
UNO	1/28/10	*	29	6-11	0-2	2-2	2-6-8	5	1	4	0	1	14	
NORTH TEXAS	1/30/10	*	37	4-13	0-0	7-8	1-7-8	3	1	0	1	0	15	
TROY	2/04/10	*	30	3-11	2-3	2-2	1-3-4	3	0	1	1	2	10	
Totals			20	643-108	223	16-41	81-95	44-102-146	75	29	50	3	20	313

Minutes/game: 28.0
 Points/game: 13.6
 FG Pct: 48.4
 3FG Pct: 39.0
 FT Pct: 85.3

 Rebounds/game: 6.3
 Assists/game: 1.3
 Turnovers/game: 2.2
 Assist/turnover ratio: 0.6
 Steals/game: 0.9
 Blocks/game: 0.1

HADDOCK'S CAREER STATISTICS

Year	GP-GS	Min	Avg	FG-A	Pct	3FG-A	Pct	FT-A	Pct	Off-Def-Tot	Avg	PF-FO	A	TO	Blk	Stl	Pts	Avg
2008-09	31-9	616	19.9	116-247	.470	7-22	.318	69-104	.663	67-94-161	5.2	103-8	33	55	5	19	308	9.9
2009-10	23-20	643	28.0	108-223	.484	16-41	.390	81-95	.853	44-102-146	6.3	75-3	29	50	3	20	313	13.6
TOTAL	54-29	1259	23.3	224-470	.477	23-63	.365	150-199	.754	111-196-307	5.7	178-11	62	105	8	39	621	11.5



J.T.
SULTON

30

FRESHMAN ■ FORWARD ■ 6-8 ■ 205
YAZOO CITY, MISS. (YAZOO CITY HS)

FRESHMAN (2009-10)

Three rebounds away from a double-double in first collegiate game ... Led team with seven rebounds, five of which were on defense ... One of four players in double figure scoring with 14 points ... 4 for 5 from the charity stripe and 5 for 9 in total field goals ... Also blocked one shot ... Went 11 for 16 against Ohio ... 6 for 7 from behind the line ... Scored 14 points in second straight game ... Fouled out after going 3 for 7 from the field and pulling down three rebounds ... Tallied seven points at North Carolina which included going 3 for 4 from the charity stripe ... Also had a team and season high eight rebounds ... Recorded third double-figure game with 12 against Cumberland ... Also pulled down six rebounds ... Against Tennessee was 3 for 4 from the field with eight points and five rebounds ... Scored 12 points and grabbed six rebounds in conference opener against New Orleans ... One of two players in double figures with 11 points against Louisiana ... Ended game 5 for 7 from the field with four rebounds ... Grabbed a career and team high 11 rebounds against Troy.

SULTON'S CAREER HIGHS

Points	14, 2x, last at Ohio (11/15/09)
Field Goals	6, at Ohio (11/15/09)
3-Pt Field Goals	-
Free Throws	4, 2x, last vs. CU (11/23/09)
Rebounds	11, vs. Troy (2/4/10)
Assists	1, 2x, last vs. CU (11/23/09)
Steals	2, vs. Tennessee (12/11/09)
Blocked Shots	1, 4x, last vs. Troy (2/4/10)
Minutes	28, at UALR (01/9/10)

2009-10 Game-by-Game

	DATE	GS	MIN	FG	3FG	FT	O-D-T	PF	A	TO	BLK	S	PTS
KING COLLEGE	11/13/09		23	5-9	0-1	4-5	2-5-7	2	0	1	1	0	14
at Ohio Bobcats	11/15/09		24	6-7	0-1	2-2	1-2-3	4	0	2	0	1	14
at Marshall	11/17/09		17	3-7	0-1	0-0	1-2-3	5	0	3	0	0	6
LAMAR	11/19/09		19	2-3	0-0	0-0	0-5-5	3	0	0	0	1	4
at NC A&T	11/23/09		24	2-7	0-0	3-4	3-5-8	1	0	0	0	1	7
CUMBERLAND	11/27/09		21	4-8	0-0	4-5	3-3-6	2	1	1	0	1	12
at UAB	12/2/09	*	21	3-6	0-0	0-0	3-2-5	4	0	2	0	0	6
BELMONT	12/08/09		9	0-3	0-1	0-1	0-1-1	3	0	1	1	0	0
TENNESSEE	12/11/09	*	22	3-4	0-0	2-5	3-2-5	4	1	1	0	2	8
SIUE	12/13/09		12	0-1	0-0	2-2	3-2-5	1	0	3	0	0	2
HOWARD	12/22/09		10	1-3	0-0	0-0	1-0-1	5	0	0	0	1	2
at New Orleans	12/31/09		22	4-5	0-0	4-5	3-3-6	3	0	2	0	1	12
LOUISIANA	1/2/10		25	5-7	0-0	1-1	2-2-4	3	0	2	0	1	11
at Vanderbilt	1/04/10		11	0-2	0-0	1-2	1-1-2	5	0	0	0	0	1
at Arkansas State	1/7/10		12	0-1	0-0	0-0	3-1-4	3	0	3	0	0	0
at UALR	1/9/10		28	1-6	0-0	2-2	3-6-9	3	0	1	0	0	4
FIU	1/14/10		9	2-2	0-0	0-0	1-1-2	1	0	2	0	0	4
FLORIDA ATLANTIC	1/16/10		10	1-1	0-0	0-1	1-1-2	1	0	0	0	1	2
WKU	1/18/10	*	12	2-2	0-0	0-0	1-2-3	3	0	1	0	0	4
at ULM	1/21/10	*	16	2-6	0-0	0-0	3-1-4	4	0	0	0	1	4
at WKU	1/23/10	*	19	0-3	0-0	0-0	1-1-2	3	0	1	0	0	0
UNO	1/28/10	*	15	1-3	0-0	0-0	1-1-2	1	1	3	1	0	2
NORTH TEXAS	1/30/10	*	17	0-1	0-0	2-2	2-2-4	4	0	1	0	2	2
TROY	2/04/10	*	20	2-3	0-0	1-4	2-9-11	1	0	1	1	0	5
Totals		8	418	49-100	0-4	28-41	44-60-104	69	3	31	4	13	126

Minutes/game: 17.4
 Points/game: 5.3
 FG Pct: 49.0
 3FG Pct: 0.0
 FT Pct: 68.3

 Rebounds/game: 4.3
 Assists/game: 0.1
 Turnovers/game: 1.3
 Assist/turnover ratio: 0.1
 Steals/game: 0.5
 Blocks/game: 0.2

SULTON'S CAREER STATISTICS

Year	GP-GS	Min	Avg	FG-A	Pct	3FG-A	Pct	FT-A	Pct	Off-Def-Tot	Avg	PF-FO	A	TO	Blk	Stl	Pts	Avg
2009-10	24-8	418	17.4	49-100	.490	0-4	.000	28-41	.683	44-60-104	4.3	69-3	3	31	4	13	126	5.3



**DESMOND
YATES**

31

**R-SENIOR ■ FORWARD ■ 6-7 ■ 220
SOMERVILLE, TENN. (FAYETTE-WARE HS)**

2009-10 (R-SENIOR)

Became the all-time leading scorer at Middle Tennessee after scoring 28 points at Western Kentucky ... Went 8-12 from the field, 3-3 from behind the arc and 9-10 from the charity stripe ... First time in career had scored more than 20 points against Western Kentucky ... Named Sun Belt Player of the Week after guiding the Blue Raiders to three wins, two over the Hilltoppers, while averaging 19.3 points per game ... Scored 20 points in his first game of the 2009-10 season to lead the team against Belmont ... Ended the game 9 for 17 from the field ... Pulled down four rebounds ... Against Tennessee scored a team high 26 points after going 11 for 19 from the field ... Scored 13 points against Howard after going 5 for 11 from the field and 2 for 2 from the charity stripe ... Also had a season high eight rebounds ... Scored team high 18 points in league opener against New Orleans ... Also had two assists, one block and one steal ... Scored team high 14 points against Vanderbilt ... Led the team with 19 points against Florida Atlantic ... Made 8 of 15 from the field and 2 for 2 at the charity stripe ... Scored team high 14 points and pulled down seven rebounds against Western Kentucky ... Scored 16 points and pulled down five rebounds at ULM.

	DATE	GS	MIN	FG	3FG	FT	O-D-T	PF	A	TO	BLK	S	PTS	
BELMONT	12/08/09	*	25	9-17	1-5	1-2	2-2-4	5	0	0	0	0	20	
TENNESSEE	12/11/09	*	36	11-19	2-5	2-2	3-1-4	1	0	2	0	0	26	
SIUE	12/13/09	*	23	3-9	2-3	0-0	0-1-1	4	1	1	0	0	8	
HOWARD	12/22/09	*	24	5-11	1-2	2-2	4-4-8	4	1	1	0	0	13	
at New Orleans	12/31/09	*	37	6-17	2-5	4-4	1-0-1	3	2	1	1	1	18	
LOUISIANA	1/2/10	*	12	3-7	1-2	0-0	0-1-1	5	0	2	0	0	7	
at Vanderbilt	1/04/10	*	33	7-14	0-2	0-0	1-2-3	4	0	2	0	1	14	
at Arkansas State	1/7/10	*	36	3-13	0-3	4-4	1-1-2	4	0	0	1	0	10	
at UALR	1/9/10	*	15	4-7	2-2	0-0	1-2-3	5	2	0	0	1	10	
FIU	1/14/10	*	34	7-12	1-2	1-2	4-1-5	3	0	1	0	0	16	
FLORIDA ATLANTIC	1/16/10	*	20	8-15	1-3	2-2	2-2-4	5	0	1	0	0	19	
WKU	1/18/10	*	38	5-16	1-3	3-4	3-4-7	3	0	1	0	1	14	
at ULM	1/21/10	*	37	6-12	2-3	2-3	0-5-5	2	3	0	0	1	16	
at WKU	1/23/10	*	30	8-12	3-3	9-10	0-4-4	3	0	1	0	0	28	
UNO	1/28/10	*	30	2-10	1-4	0-0	1-6-7	2	1	0	0	0	5	
NORTH TEXAS	1/30/10	*	26	4-10	1-2	3-3	0-1-1	4	1	1	1	1	12	
TROY	2/04/10	*	20	4-7	0-1	0-0	1-1-2	3	0	1	0	0	8	
Totals			17	476	95-208	21-50	33-38	24-38-62	60	11	15	3	6	244

Minutes/game: 28.0
Points/game: 14.4
FG Pct: 45.7
3FG Pct: 42.0
FT Pct: 86.8

Rebounds/game: 3.6
Assists/game: 0.6
Turnovers/game: 0.9
Assist/turnover ratio: 0.7
Steals/game: 0.4
Blocks/game: 0.2

YATES' CAREER HIGHS

Points	32, at Houston Baptist (02/07/09)
Field Goals	13, 2X (last 02/07/09)
3-Pt. Field Goals	3, 3X (last (1/23/10)
Free Throws	15, at New Orleans (11/24/07)
Rebounds	13, vs. Troy (12/11/08)
Assists	4, at South Alabama (12/22/07)
Steals	3, vs. Arkansas State (01/22/09)
Blocked Shots	3, at FIU (02/09/08)
Minutes	45, at Arkansas State (02/04/08)

2009-10 Game-by-Game

YATES' CAREER STATISTICS

Year	GP-GS	Min	Avg	FG-A	Pct	3FG-A	Pct	FT-A	Pct	Off-Def-Tot	Avg	PF-FO	A	TO	Blk	Stl	Pts	Avg
2006-07	32-18	790	24.7	141-263	.536	19-51	.373	48-67	.716	34-76-110	3.4	88-4	6	52	14	11	349	10.9
2007-08	32-31	1022	31.9	200-348	.575	20-39	.513	91-113	.805	53-88-141	4.4	110-4	30	50	18	20	511	16.0
2008-09	32-32	964	30.1	228-394	.579	20-60	.333	74-94	.787	44-101-145	4.5	103-9	8	58	13	20	550	17.2
2009-10	17-17	476	28.0	95-208	.457	21-50	.420	33-38	.868	24-38-62	3.6	60-4	11	15	3	6	244	14.4
TOTAL	113-98	3252	28.8	664-1213	.547	80-200	.400	246-312	.788	155-303-458	4.1	361-21	55	175	48	57	1654	14.6



**TREVOR
OTTLEY**

32

**JUNIOR ■ FORWARD ■ 6-9 ■ 210
HAYS, KAN. (GARDEN CITY CC)**

JUNIOR (2009-10)

Entered the season opener in the final minutes ... Grabbed two defensive rebounds ... Block a shot and had two steals in first game as a Blue Raider ... Pulled down three rebounds and scored four points against Ohio ... At Marshall, played a season high 24 minutes ... Grabbed three rebounds, scored four points, blocked a shot and had one assist ... Grabbed a season high six rebounds at North Carolina A&T ... Scored seven points against Cumberland ... Also had four rebounds, one steal and one block ... Had four rebounds against UAB ... Scored eight points after going 4 for 7 from the field ... Against Tennessee blocked three shots, career high ... Also pulled down five rebounds ... Went 4 for 6 from the field against Howard ... Also grabbed six rebounds and blocked two shots ... Pulled down six rebounds against Vanderbilt ... Against Florida Atlantic grabbed a team high nine rebounds ... Recorded a season high four steals against New Orleans ... Went 3-5 from the field against Troy scoring eight points ... Also made 2 of 3 free throw opportunities while pulling down six rebounds.

OTTLEY'S CAREER HIGHS

Points	10, vs. Howard (12/22/09)
Field Goals	4, 2x, last vs. Howard (12/22/09)
3-Pt Field Goals	-
Free Throws	2, 2x, last vs. Howard (12/22/09)
Rebounds	9, vs. Florida Atlantic (1/16/10)
Assists	2, vs. SIU Edwardsville (12/15/09)
Steals	4, vs. New Orleans (1/28/10)
Blocked Shots	3, 3x, last vs. North Texas (01/30/10)
Minutes	24, at Marshall (11/17/09)

2009-10 Game-by-Game

	DATE	GS	MIN	FG	3FG	FT	O-D-T	PF	A	TO	BLK	S	PTS
KING COLLEGE	11/13/09		7	0-0	0-0	0-0	0-2-2	1	0	0	1	2	0
at Ohio Bobcats	11/15/09		7	1-1	0-0	2-2	1-2-3	2	1	3	1	0	4
at Marshall	11/17/09		24	2-6	0-0	0-1	1-2-3	2	1	3	1	0	4
LAMAR	11/19/09		16	1-3	0-0	0-0	1-1-2	2	0	1	2	0	2
at NC A&T	11/23/09		23	0-2	0-0	0-0	1-5-6	2	1	2	0	1	0
CUMBERLAND	11/27/09		16	3-4	0-0	1-2	2-2-4	1	0	2	1	1	7
at UAB	12/2/09		11	1-2	0-0	0-0	2-2-4	3	0	1	0	0	2
BELMONT	12/08/09	*	17	4-7	0-0	0-0	2-2-4	5	1	5	0	1	8
TENNESSEE	12/11/09		17	1-3	0-0	0-0	1-4-5	2	0	0	3	1	2
SIUE	12/13/09		15	0-3	0-0	0-0	1-4-5	2	2	0	1	3	0
HOWARD	12/22/09	*	21	4-6	0-0	2-4	4-2-6	4	0	3	2	0	10
at New Orleans	12/31/09	*	21	2-4	0-0	0-1	1-2-3	4	0	1	1	1	4
LOUISIANA	1/2/10	*	27	0-1	0-0	4-6	2-4-6	4	2	1	2	0	4
at Vanderbilt	1/04/10	*	21	0-4	0-0	2-2	2-4-6	3	0	0	2	1	2
at Arkansas State	1/7/10		8	1-1	0-0	1-1	1-1-2	2	0	0	1	0	3
FIU	1/14/10		9	0-1	0-0	0-0	0-1-1	2	0	1	0	1	0
FLORIDA ATLANTIC	1/16/10		20	1-7	0-0	2-4	3-6-9	2	1	2	3	2	4
WKU	1/18/10		8	1-1	0-0	0-0	1-0-1	3	0	1	0	0	2
at ULM	1/21/10		13	2-3	0-0	0-0	1-1-2	3	0	0	0	1	4
at WKU	1/23/10		10	2-2	0-0	1-2	0-4-4	4	0	0	2	0	5
UNO	1/28/10		8	0-0	0-0	0-0	0-0-0	1	0	0	0	4	0
NORTH TEXAS	1/30/10		13	1-2	0-0	0-1	2-3-5	3	0	1	3	1	2
TROY	2/04/10		15	3-5	0-0	2-3	1-5-6	5	0	0	1	0	8
Totals		5	347	30-68	0-0	17-29	30-59-89	62	9	27	27	20	77

Minutes/game: 15.1
Points/game: 3.3
FG Pct: 44.1
FT Pct: 58.6

Rebounds/game: 3.9
Assists/game: 0.4
Turnovers/game: 1.2
Assist/turnover ratio: 0.3
Steals/game: 0.9
Blocks/game: 1.2

OTTLEY'S CAREER STATISTICS

Year	GP-GS	Min	Avg	FG-A	Pct	3FG-A	Pct	FT-A	Pct	Off-Def-Tot	Avg	PF-FO	A	TO	Blk	Stl	Pts	Avg
2009-10	23-5	347	15.1	30-68	.441	0-0	.000	17-29	.586	30-59-89	3.9	62-2	9	27	27	20	77	3.3



MATT
JOINES

33

SENIOR ■ GUARD ■ 6-4 ■ 180
MURFREESBORO, TENN. (HANOVER COLLEGE)

Senior (2009-10)

Entered the season opener in the final minutes ...
Made two free throws against SIU Edwardsville
... Also had one rebound.

JOINES' CAREER HIGHS

Points	2, vs. SIU Edwardsville (12/15/09)
Field Goals	-
3-Pt Field Goals	-
Free Throws	2, vs. SIU Edwardsville (12/15/09)
Rebounds	1, vs. SIU Edwardsville (12/15/09)
Assists	-
Steals	-
Blocked Shots	-
Minutes	2, vs. SIU Edwardsville (12/15/09)

2009-10 Game-by-Game

	DATE	GS	MIN	FG	3FG	FT	O-D-T	PF	A	TO	BLK	S	PTS
KING COLLEGE	11/13/09		0	0-0	0-0	0-0	0-0-0	0	0	0	0	0	0
CUMBERLAND	11/27/09		1	0-0	0-0	0-0	0-0-0	0	0	0	0	0	0
SIUE	12/13/09		2	0-0	0-0	2-2	0-1-1	0	0	0	0	0	2
UNO	1/28/10		1	0-0	0-0	0-0	0-0-0	0	0	0	0	0	0
Totals		0	4	0-0	0-0	2-2	0-1-1	0	0	0	0	0	2

Minutes/game: 1.0

Points/game: 0.5

FT Pct: 100.0

Rebounds/game: 0.3

JOINES' CAREER STATISTICS

Year	GP-GS	Min	Avg	FG-A	Pct	3FG-A	Pct	FT-A	Pct	Off-Def-Tot	Avg	PF-FO	A	TO	Blk	Stl	Pts	Avg
2009-10	4-0	4	1.0	0-0	.000	0-0	.000	2-2	1.000	0-1-1	0.3	0-0	0	0	0	0	2	0.5



K.C.
ANUNA

44

R-SOPHOMORE ■ GUARD ■ 6-3 ■ 205
NASHVILLE, TENN. (MCGAVOCK HS)

ANUNA'S CAREER HIGHS

Points	2, 3X (last 11/13/09)
Field Goals	1, twice, vs. ULM (01/31/09)
3-Pt Field Goals	-
Free Throws	2, vs. SIU-Edwardsville (12/07/08)
Rebounds	2, vs. SIU-Edwardsville (12/07/08)
Assists	-
Steals	-
Blocked Shots	-
Minutes	2, vs. ULM (01/31/09)

JUNIOR (2009-10)

Entered the season opener in the final minutes
... Made his only field goal attempt to post two
points in the game.

2009-10 Game-by-

	DATE	GS	MIN	FG	3FG	FT	O-D-T	PF	A	TO	BLK	S	PTS
KING COLLEGE	11/13/09		1	1-1	0-0	0-0	0-0-0	0	0	1	0	0	2
CUMBERLAND	11/27/09		1	0-0	0-0	0-0	0-0-0	0	0	0	0	0	0
Totals		0	2	1-1	0-0	0-0	0-0-0	0	0	1	0	0	2

Minutes/game: 1.0

Points/game: 1.0

FG Pct: 100.0

ANUNA'S CAREER STATISTICS

Year	GP-GS	Min	Avg	FG-A	Pct	3FG-A	Pct	FT-A	Pct	Off-Def-Tot	Avg	PF-FO	A	TO	Blk	Stl	Pts	Avg
2008-09	5-0	6	1.2	1-2	.500	0-0	.000	2-2	1.000	2-1-3	0.6	0-0	0	0	0	0	4	0.8
2009-10	2-0	2	1.0	1-1	1.000	0-0	.000	0-0	.000	0-0-0	0.0	0-0	0	1	0	0	2	1.0
TOTAL	7-0	8	1.1	2-3	.667	0-0	.000	2-2	1.000	2-1-3	0.4	0-0	0	1	0	0	6	0.9



**JAMES
GALLMAN**

34

**FRESHMAN ■ GUARD ■ 5-11 ■ 190
KNOXVILLE, TENN. (FULTON HS)**

FRESHMAN (2009-10)

Scored 18 points in first collegiate game ... Went 4 for 8 in three-point field goal attempts ... Perfect from the charity stripe with four ... Third on the team in scoring ... Went 4 for 4 from free throw line against Ohio ... Received first collegiate start at Marshall ... Played 10 minutes due to early foul trouble ... Helped lead an 11-0 run against North Carolina A&T ... Ended the game 3 for 12 from behind the arc with 11 total points ... Also had a season high five rebounds ... Scored team and season high 19 points against Cumberland ... Was a perfect 5 for 5 from the free throw line ... Scored five points and pulled down four rebounds against UAB ... Against Belmont scored 18 points after going 7 for 10 from the field ... Went 4 for 6 from behind the arc ... Scored a team high 14 points against Howard after going 5 for 8 from the field ... Scored 11 points and grabbed five rebounds in conference opener against New Orleans ... Scored eight points after going 2-3 against Western Kentucky ... Went 2-4 against New Orleans scoring eight points ... Had two key three-pointers late in the game against Troy to give the Blue Raiders a shot at picking up a win ... Ended game with 14 points after going 5-11 from field and 3-8 from behind the arc.

GALLMAN'S CAREER HIGHS

Points	19, vs. Cumberland (11/23/09)
Field Goals	7, vs. Belmont (12/8/09)
3-Pt Field Goals	4, 4x, last at UALR (01/9/10)
Free Throws	5, vs. Cumberland (11/23/09)
Rebounds	9, vs. FIU (01/14/10)
Assists	2, at Ohio (11/15/09)
Steals	1, 4x, last vs. Belmont (12/8/09)
Blocked Shots	-
Minutes	30, at North Carolina A&T (11/23/09)

2009-10 Game-by-Game

	DATE	GS	MIN	FG	3FG	FT	O-D-T	PF	A	TO	BLK	S	PTS
KING COLLEGE	11/13/09		24	5-9	4-8	4-4	0-1-1	2	1	1	0	1	18
at Ohio Bobcats	11/15/09		23	0-5	0-3	4-4	0-1-1	5	2	2	0	0	4
at Marshall	11/17/09	*	10	0-0	0-0	0-0	0-0-0	2	1	2	0	0	0
LAMAR	11/19/09		16	2-4	0-2	1-1	0-0-0	1	1	1	0	0	5
at NC A&T	11/23/09		30	3-14	3-12	2-2	2-3-5	3	1	1	0	1	11
CUMBERLAND	11/27/09		25	5-11	4-9	5-5	0-1-1	0	1	1	0	0	19
at UAB	12/2/09		26	1-7	0-3	3-3	0-4-4	2	1	0	0	1	5
BELMONT	12/08/09		22	7-10	4-6	0-1	1-0-1	2	1	0	0	1	18
TENNESSEE	12/11/09	*	22	0-5	0-2	0-0	1-3-4	4	2	2	0	0	0
SIUE	12/13/09		20	2-6	1-3	4-5	0-1-1	2	1	3	0	0	9
HOWARD	12/22/09		20	5-8	2-3	2-3	0-3-3	0	1	1	0	0	14
at New Orleans	12/31/09		29	3-7	3-6	2-2	1-4-5	2	5	0	0	0	11
LOUISIANA	1/2/10		18	1-2	0-1	1-3	0-2-2	0	0	3	0	1	3
at Vanderbilt	1/04/10		15	1-2	0-1	0-0	0-0-0	1	2	2	0	0	2
at Arkansas State	1/7/10		16	2-2	1-1	0-0	0-1-1	2	1	0	0	2	5
at UALR	1/9/10		18	5-8	4-6	0-0	0-2-2	2	0	3	0	0	14
FIU	1/14/10		29	2-8	2-8	3-4	0-1-1	2	1	2	0	0	9
FLORIDA ATLANTIC	1/16/10	*	16	0-1	0-0	0-0	0-1-1	3	1	4	0	0	0
WKU	1/18/10		19	0-5	0-3	0-0	0-1-1	2	0	0	0	0	0
at ULM	1/21/10		24	1-4	0-3	0-0	0-3-3	2	1	3	0	1	2
at WKU	1/23/10		27	2-3	2-2	2-2	0-1-1	3	3	1	0	0	8
UNO	1/28/10		26	2-4	1-2	3-3	0-2-2	4	1	1	0	1	8
NORTH TEXAS	1/30/10		15	1-4	1-4	0-0	0-0-0	3	1	2	0	0	3
TROY	2/04/10		29	5-11	3-8	1-2	0-0-0	1	1	0	0	0	14
Totals		3	519	55-140	35-96	37-44	5-35-40	50	30	35	0	9	182

Minutes/game: 21.6
Points/game: 7.6
FG Pct: 39.3
3FG Pct: 36.5
FT Pct: 84.1

Rebounds/game: 1.7
Assists/game: 1.3
Turnovers/game: 1.5
Assist/turnover ratio: 0.9
Steals/game: 0.4

GALLMAN'S CAREER STATISTICS

Year	GP-GS	Min	Avg	FG-A	Pct	3FG-A	Pct	FT-A	Pct	Off-Def-Tot	Avg	PF-FO	A	TO	Blk	Stl	Pts	Avg
2009-10	24-3	519	21.6	55-140	.393	35-96	.365	37-44	.841	5-35-40	1.7	50-1	30	35	0	9	182	7.6



**THERYN
HUDSON**

45

**R-SENIOR ■ CENTER ■ 6-10 ■ 245
LA VERGNE, TENN. (LA VERGNE HS)**

2009-10 (R-Senior)

Hudson returned from a season-ending injury ... Blocked two shots and grabbed five rebounds in first game back ... Had five rebounds and one steal against Ohio ... Fouled out at Marshall after grabbing four rebounds and scoring four points ... Was a perfect 2 for 2 from the free throw line ... Scored 10 points against Lamar after going 5 for 7 from the field ... Scored season high 13 points against Cumberland after going 6 for 8 from the field ... Also had four rebounds ... Scored 12 points against UAB, one of two Blue Raiders in double figures ... Second game back from injury pulls down four rebounds and blocks two shots.

HUDSON'S CAREER HIGHS

Points	19, vs.ULM (3/5/08)
Rebounds	13, at WKU (1/2/08)
Assists	2, 5 times (last 11/23/07)
FG Made	8, vs. Belmont (12/12/07)
FG Attempted	11, 2 times (last 12/12/07)
3-Pt. FG Made	None
3-Pt. FG Attempted	None
FT Made	5, 2 times (last 3/5/08)
FT Attempted	9, vs. Troy (3/1/08)
Minutes	35, vs. UALR (2/7/08)

2009-10 Game-by-Game

	DATE	GS	MIN	FG	3FG	FT	O-D-T	PF	A	TO	BLK	S	PTS	
KING COLLEGE	11/13/09	*	17	1-1	0-0	0-0	0-5-5	4	0	1	2	0	2	
at Ohio Bobcats	11/15/09	*	17	1-4	0-0	0-0	3-2-5	3	0	3	0	1	2	
at Marshall	11/17/09	*	12	1-3	0-0	2-2	2-2-4	5	0	2	1	0	4	
LAMAR	11/19/09	*	22	5-7	0-0	0-1	4-1-5	3	1	1	0	0	10	
at NC A&T	11/23/09	*	12	1-2	0-0	0-0	2-0-2	3	0	0	0	1	2	
CUMBERLAND	11/27/09	*	19	6-8	0-0	1-2	2-2-4	3	0	0	1	0	13	
at UAB	12/2/09	*	24	6-8	0-0	0-1	1-2-3	3	0	0	2	0	12	
FIU	1/14/10		1	0-0	0-0	0-0	0-0-0	0	0	0	0	0	0	
FLORIDA ATLANTIC	1/16/10	*	15	2-3	0-0	0-0	1-3-4	4	0	3	2	0	4	
WKU	1/18/10		4	0-1	0-0	0-0	0-0-0	1	0	0	1	0	0	
Totals			8	143	23-37	0-0	3-6	15-17-32	29	1	10	9	2	49

Minutes/game: 14.3
Points/game: 4.9
FG Pct: 62.2
FT Pct: 50.0

Rebounds/game: 3.2
Assists/game: 0.1
Turnovers/game: 1.0
Assist/turnover ratio: 0.1
Steals/game: 0.2
Blocks/game: 0.9

HUDSON'S CAREER STATISTICS

Year	GP-GS	Min	Avg	FG-A	Pct	3FG-A	Pct	FT-A	Pct	Off-Def-Tot	Avg	PF-FO	A	TO	Blk	Stl	Pts	Avg
2005-06	27-10	314	11.6	41-77	.532	0-0	.000	15-23	.652	23-35-58	2.1	51-1	11	15	16	3	97	3.6
2006-07	32-17	553	17.3	81-136	.596	0-0	.000	28-50	.560	38-78-116	3.6	86-2	8	35	20	9	190	5.9
2007-08	29-24	740	25.5	108-167	.647	0-0	.000	47-87	.540	59-99-158	5.4	106-5	14	48	24	11	263	9.1
2008-09	7-1	61	8.7	7-12	.583	0-0	.000	1-4	.250	7-10-17	2.4	8-0	2	6	1	0	15	2.1
2009-10	10-8	143	14.3	23-37	.622	0-0	.000	3-6	.500	15-17-32	3.2	29-1	1	10	9	2	49	4.9
TOTAL	105-60	1811	17.2	260-429	.606	0-0	.000	94-170	.553	142-239-381	3.6	280-9	36	114	70	25	614	5.8



**JOSH
JONES**

50

**SENIOR ■ FORWARD/CENTER ■ 6-9 ■ 230
GREENVILLE, N.C. (BRUNSWICK CC)**

SENIOR (2009-10)

Entered the season opener as a reserve player off the bench ... Went 3 for 3 against Belmont scoring six points ... Also pulled down two rebounds ... Blocked one shot against SIU Edwardsville.

JONES' CAREER HIGHS

Points	6, vs. Belmont (12/8/09)
Field Goals	3, vs. Belmont (12/8/09)
3-Pt. Field Goals	0
Free Throws	1, at New Orleans (01/24/09)
Rebounds	3, 2X (11/16/08)
Assists	1, 2x, last vs. Belmont (12/8/09)
Steals	1, 2X (last 12/11/08)
Blocked Shots	1, 2x, last vs. SIUE(12/15/09)
Minutes	10, 2X (last 02/21/09)

2009-10 Game-by-Game

	DATE	GS	MIN	FG	3FG	FT	O-D-T	PF	A	TO	BLK	S	PTS
KING COLLEGE	11/13/09		1	0-1	0-0	0-0	0-0-0	0	0	0	0	0	0
CUMBERLAND	11/27/09		4	1-3	0-0	0-0	2-0-2	2	0	0	0	0	2
BELMONT	12/08/09		3	3-3	0-0	0-0	2-0-2	1	1	0	0	0	6
TENNESSEE	12/11/09		1	0-0	0-0	0-0	1-0-1	0	0	0	0	0	0
SIUE	12/13/09		3	0-1	0-0	0-0	0-0-0	4	0	1	1	0	0
HOWARD	12/22/09		1	0-0	0-0	0-0	0-0-0	0	0	0	0	0	0
at New Orleans	12/31/09		0	0-0	0-0	0-0	0-0-0	0	0	0	0	1	0
at Vanderbilt	1/04/10		1	0-0	0-0	0-0	0-0-0	0	0	1	0	0	0
at UALR	1/9/10		4	0-1	0-0	0-0	0-0-0	0	0	0	0	0	0
UNO	1/28/10		2	0-0	0-0	0-0	0-0-0	0	0	0	0	0	0
Totals		0	20	4-9	0-0	0-0	5-0-5	7	1	2	1	1	8

Minutes/game: 2.0
Points/game: 0.8
FG Pct: 44.4

Rebounds/game: 0.5
Assists/game: 0.1
Turnovers/game: 0.2
Assist/turnover ratio: 0.5
Steals/game: 0.1
Blocks/game: 0.1

JONES' CAREER STATISTICS

Year	GP-GS	Min	Avg	FG-A	Pct	3FG-A	Pct	FT-A	Pct	Off-Def-Tot	Avg	PF-FO	A	TO	Blk	Stl	Pts	Avg
2008-09	17-0	64	3.8	5-9	.556	0-0	.000	1-6	.167	5-7-12	0.7	8-0	1	3	1	2	11	0.6
2009-10	10-0	20	2.0	4-9	.444	0-0	.000	0-0	.000	5-0-5	0.5	7-0	1	2	1	1	8	0.8
TOTAL	27-0	84	3.1	9-18	.500	0-0	.000	1-6	.167	10-7-17	0.6	15-0	2	5	2	3	19	0.7